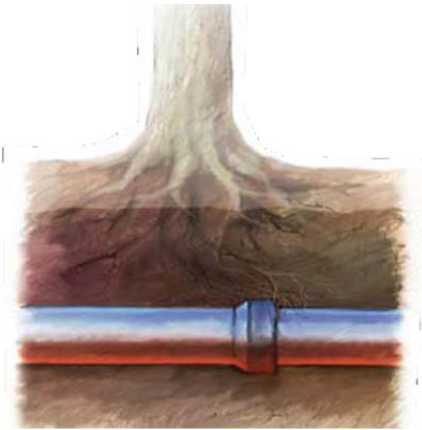


OTHER CAUSES OF SEWER OVERFLOWS

The continual flow of nutrient-filled water found in sewer lines can attract tree roots through pipe joints and manholes. The roots can then grow, forming blockages in the pipes. Always avoid planting trees and shrubs near residential and City sewer lines.



Rock, debris, vandalism and construction are also factors that can contribute to sewer overflows.

Report Sewer Overflows!!

If you see or smell something you think might be a sewer spill, report it immediately by calling: 925-516-6060

After Hours Water or Sewer Emergency contact Police Dispatch (925) 778-2441

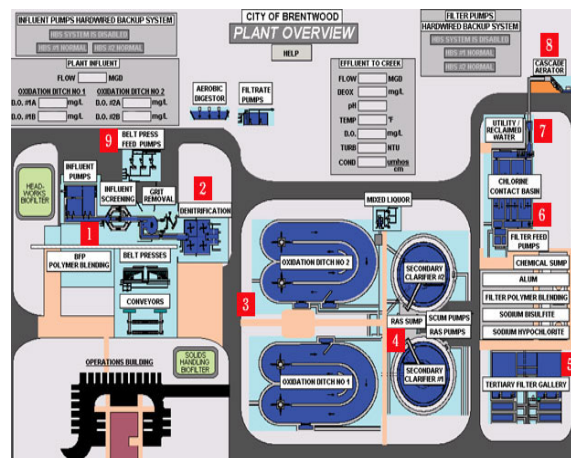


About


The City of Brentwood

The City of Brentwood's sanitary sewer system collects and treats an average of 3.3 million gallons of wastewater per day at its city owned and operated treatment plant.

The city serves an estimated 48 thousand residents and more than 216 current businesses within the city limits.



Keep Fats, Oils, and Grease Out of the Drain!



COOKING GREASE

Cooking grease is one of the primary causes of sewer overflows throughout the City of Brentwood's sanitary sewer system. Sewer overflows can not only pollute streams, rivers, and the Bay, they can endanger public health.



All cooking oils disposed of improperly can cause problems in the sewer system. These include:

- **Frying oil**
- **Salad oil**
- **Soups**
- **Meat drippings**
- **Bacon fat**
- **Greasy leftovers**

IMPORTANT FACTS

Cooking grease clogs pipelines in much the same way that fatty foods clog human arteries. The grease clings to the inside of a pipe, builds up and eventually causes a complete blockage.

Costly home plumbing bills are often the result of grease-clogged pipes. Residential laterals can clog easily since they are only 4" inches in diameter.



Many people are unaware that pouring hot water and detergent down the drain only breaks up grease temporarily. Grease should never be poured down the drain. If a small amount of grease gets in your drain, flush immediately.



Step 1

Small amounts of cooking oil and grease should be poured into a disposable container (can, milk or juice carton) and put in the trash. Larger amounts of used cooking oil should be brought to the Delta Diablo Sanitation District for disposal. Call **925-756-1990** for more information.

Step 2

Dishes and pots coated with grease should be wiped clean with a disposable paper towel prior to being washed in the sink or dishwasher.

Step 3

Do not put egg shells, meat trimmings, or scraps in the garbage disposal; always put them in the trash.