

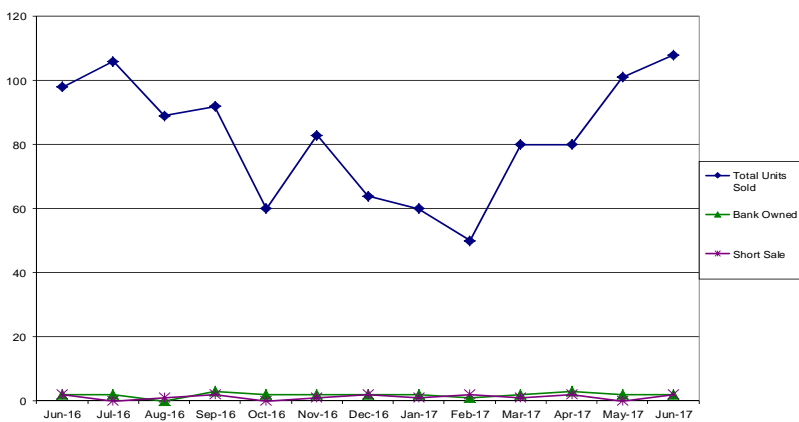
Brentwood Housing Statistics June 2017 Report

Summary:

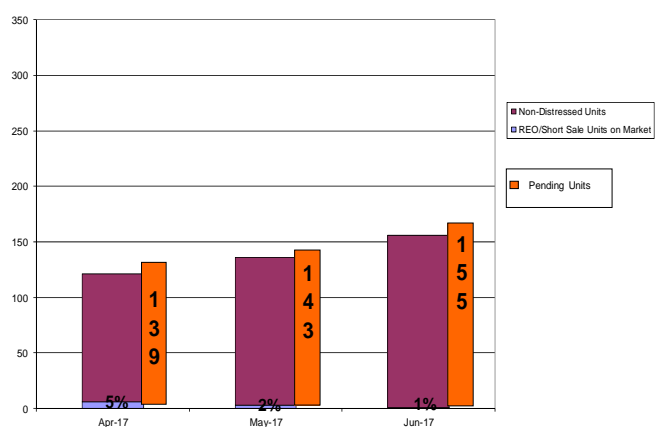
The housing data contained in this report reflects information reported for the month of June 2017. The number of active units on the MLS for June 2017 was 156. Pending units for June 2016 through June 2017 ranged from 180 down to 155. The total units sold during June 2016 through June 2017 was 1071; a total of 108 sold for the month of June 2017. Compared to the total units sold in June 2016, 2017 saw an increase in the amount of units sold. June 2016 through 2017 has shown a continued increase in home values. Distressed home sales for June 2017 were 4% of the total homes sold.

The average sold price for June 2017 was \$581,995. The median asking price for June 2017 was \$687,500, and the median sold price was \$578,000. In June 2016, the median sold price was \$550,000, in 2015 it was \$508,000 and in 2014 it was \$440,000.

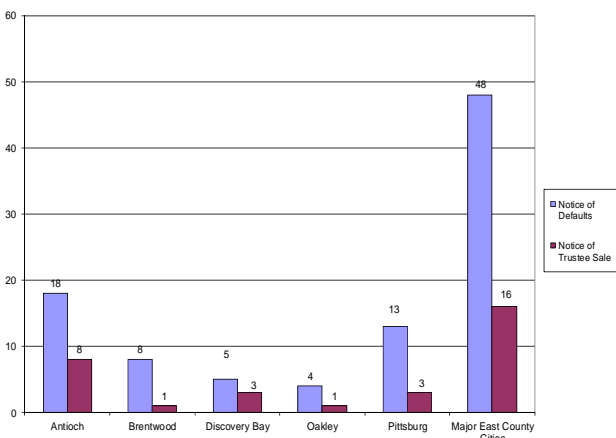
BRENTWOOD
Resale Units Sold by Type of Sale



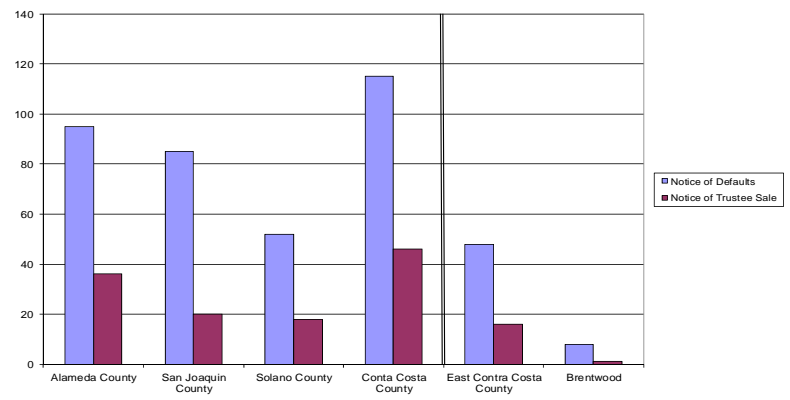
BRENTWOOD
Total Units on Market



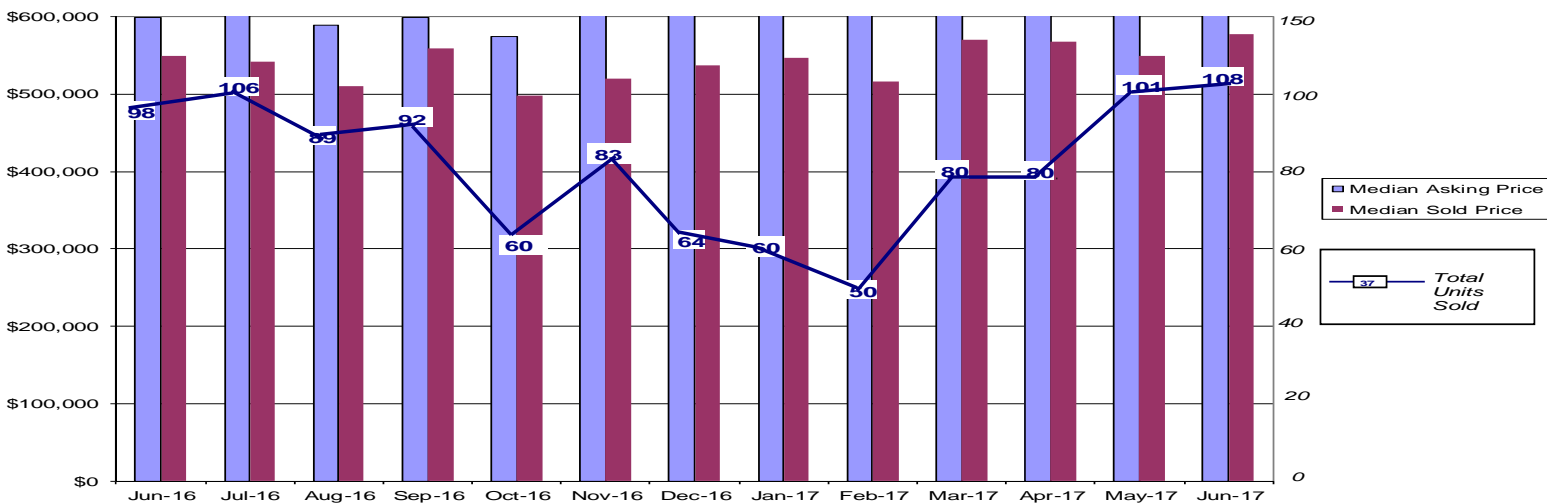
East County Distress Units
June 2017



Notices by County
June 2017




BRENTWOOD
Median Asking vs. Median Sold



Source: www.propertyrader.com. All data reported as of 2017.

Please see our definition section located on Page 2.

For questions regarding this publication, please contact the Housing Division at (925) 516-5405.



Brentwood Housing Statistics June 2017 Report

Definitions:

Notice of Default (NOD)

A publicly recorded notice that a property owner has missed scheduled loan payments for a loan secured by a property. Some states require lenders to record a notice of default to begin the foreclosure process

Notice of Trustee Sale (NOT)

A document announcing the public sale of a property to recover a debt owed by the owner of the property. The notice is mailed to parties affected by the sale of a property, advertised in local publications and recorded in public records. Among other information, it provides the date, time and location of the sale.

Real Estate Owned (REO)

This status indicates the property is now owned by the lender or bank as a result of an unsuccessful sale at a foreclosure auction.

Short Sales

A process in which the bank or mortgage lender agrees to discount a loan balance due to an economic hardship on the part of the mortgage/homeowner. A short sale is typically executed to prevent a foreclosure.

Sold

BRENTWOOD	Apr-17	May-17	Jun-17
Total # of Properties Sold	80	101	108
# of Short Sales Sold	2	0	2
# of REO's Sold	3	2	2
% of Sold - Distressed	6%	2%	4%
Median Sold Price	567,500	550,000	578,000
Average Sold Price	584,158	570,504	581,995
ANTIOCH	Apr-17	May-17	Jun-17
Total # of Properties Sold	79	110	114
# of Short Sales Sold	5	3	0
# of REO's Sold	5	3	2
% of Sold - Distressed	13%	5%	2%
Median Sold Price	385,000	420,000	419,500
Average Sold Price	387,418	423,229	412,679
OAKLEY	Apr-17	May-17	Jun-17
Total # of Properties Sold	56	35	53
# of Short Sales Sold	0	1	0
# of REO's Sold	2	0	1
% of Sold - Distressed	4%	3%	2%
Median Sold Price	433,750	471,500	466,000
Average Sold Price	461,213	470,718	468,694
DISCOVERY BAY	Apr-17	May-17	Jun-17
Total # of Properties Sold	21	23	47
# of Short Sales Sold	0	0	0
# of REO's Sold	0	0	1
% of Sold - Distressed	0%	0%	2%
Median Sold Price	515,000	545,000	600,000
Average Sold Price	584,180	583,743	696,183

Listings

BRENTWOOD	Apr-17	May-17	Jun-17
# of Active Listings	121	136	156
# of Short Sales Listed	1	2	1
# of REO's Listed	5	1	0
% of Actives - Distressed	5%	2%	1%
Median Listing Price	659,000	699,444	687,500
Average Listing Price	769,099	777,987	762,595
ANTIOCH	Apr-17	May-17	Jun-17
# of Active Listings	75	81	94
# of Short Sales Listed	1	0	0
# of REO's Listed	5	2	5
% of Actives - Distressed	8%	2%	5%
Median Listing Price	417,500	399,900	439,450
Average Listing Price	417,522	412,769	440,193
OAKLEY	Apr-17	May-17	Jun-17
# of Active Listings	37	44	42
# of Short Sales Listed	0	0	0
# of REO's Listed	0	2	0
% of Actives - Distressed	0%	5%	0%
Median Asking Price	520,000	479,500	504,499
Average Asking Price	605,305	547,242	606,263
DISCOVERY BAY	Apr-17	May-17	Jun-17
# of Active Listings	52	76	82
# of Short Sales Listed	1	2	1
# of REO's Listed	1	0	1
% of Actives - Distressed	4%	3%	2%
Median Asking Price	679,500	670,500	727,000
Average Asking Price	802,603	803,500	848,263