

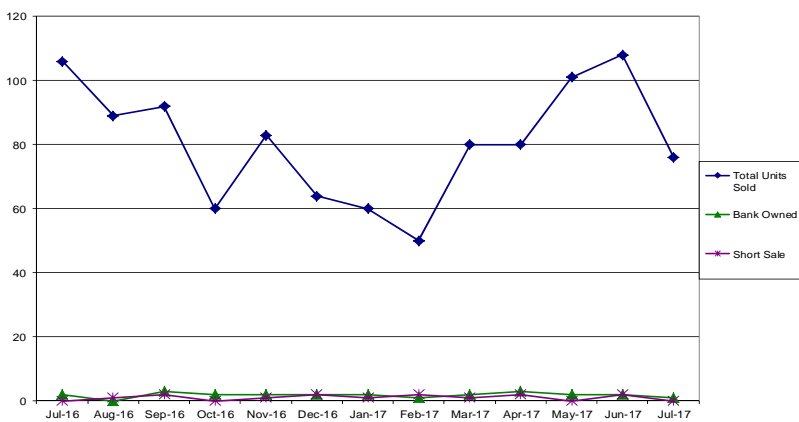
Brentwood Housing Statistics July 2017 Report

Summary:

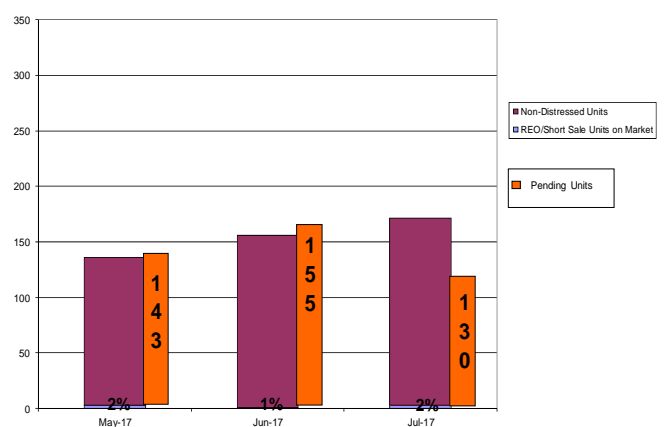
The housing data contained in this report reflects information reported for the month of July 2017. The number of active units on the MLS for July 2017 was 171. Pending units for July 2016 through July 2017 ranged from 181 down to 130. The total units sold during July 2016 through July 2017 was 1049; a total of 76 sold for the month of July 2017. Compared to the total units sold in July 2016, 2017 saw a decrease in the amount of units sold. July 2016 through 2017 has shown a continued increase in home values. Distressed home sales for July 2017 were 1% of the total homes sold.

The average sold price for July 2017 was \$576,837. The median asking price for July 2017 was \$659,000, and the median sold price was \$555,326. In July 2016, the median sold price was \$542,500, in 2015 it was \$500,000 and in 2014 it was \$460,000.

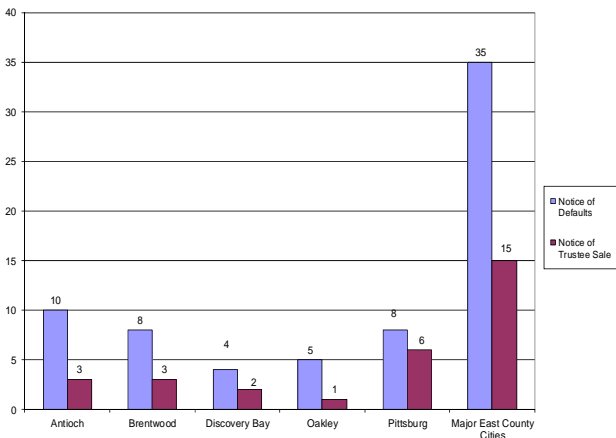
BRENTWOOD
Resale Units Sold by Type of Sale



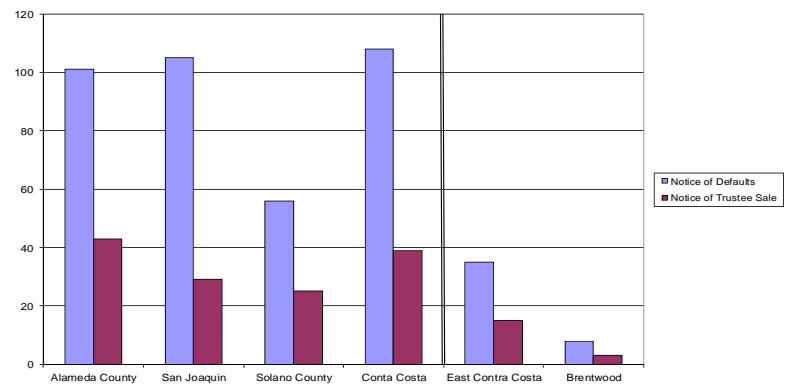
BRENTWOOD
Total Units on Market



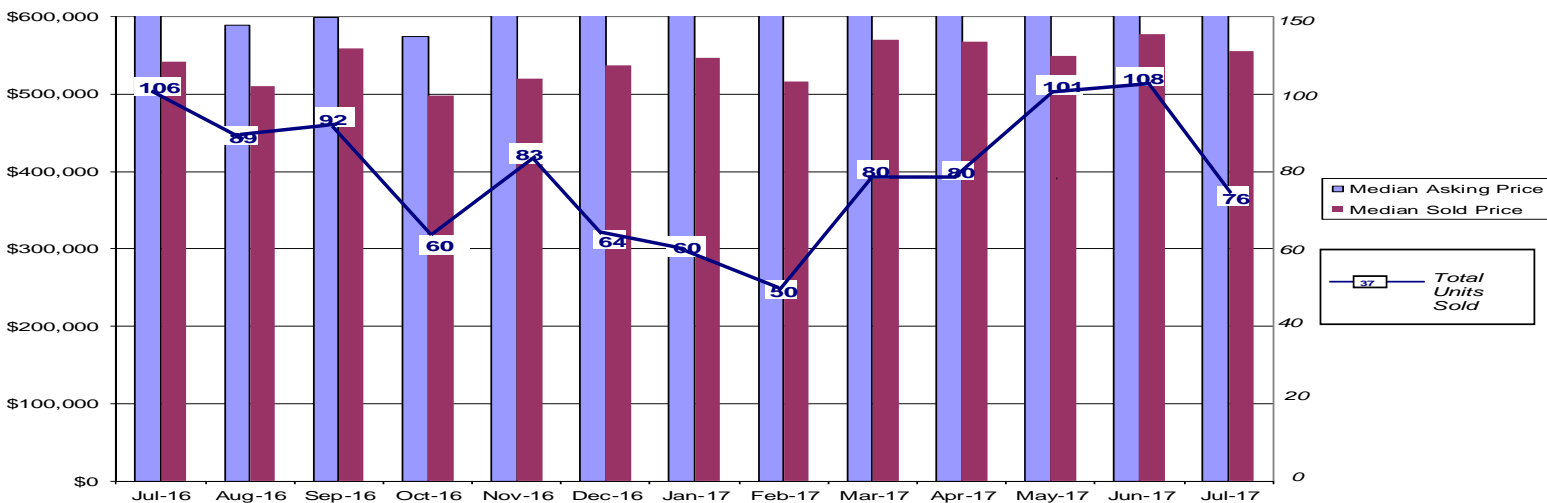
East County Distress Units
July 2017



Notices by County
July 2017



BRENTWOOD
Median Asking vs. Median Sold



Source: www.propertyrader.com. All data reported as of 2017.

Please see our definition section located on Page 2.

For questions regarding this publication, please contact the Housing Division at (925) 516-5405.



Brentwood Housing Statistics July 2017 Report

Definitions:

Notice of Default (NOD)

A publicly recorded notice that a property owner has missed scheduled loan payments for a loan secured by a property. Some states require lenders to record a notice of default to begin the foreclosure process

Notice of Trustee Sale (NOT)

A document announcing the public sale of a property to recover a debt owed by the owner of the property. The notice is mailed to parties affected by the sale of a property, advertised in local publications and recorded in public records. Among other information, it provides the date, time and location of the sale.

Real Estate Owned (REO)

This status indicates the property is now owned by the lender or bank as a result of an unsuccessful sale at a foreclosure auction.

Short Sales

A process in which the bank or mortgage lender agrees to discount a loan balance due to an economic hardship on the part of the mortgage/homeowner. A short sale is typically executed to prevent a foreclosure.

Sold

BRENTWOOD	May-17	Jun-17	Jul-17
Total # of Properties Sold	101	108	76
# of Short Sales Sold	0	2	0
# of REO's Sold	2	2	1
% of Sold - Distressed	2%	4%	1%
Median Sold Price	550,000	578,000	555,326
Average Sold Price	570,504	581,995	576,837
ANTIOCH	May-17	Jun-17	Jul-17
Total # of Properties Sold	110	114	111
# of Short Sales Sold	3	0	2
# of REO's Sold	3	2	1
% of Sold - Distressed	5%	2%	3%
Median Sold Price	420,000	419,500	425,000
Average Sold Price	423,229	412,679	423,036
OAKLEY	May-17	Jun-17	Jul-17
Total # of Properties Sold	35	53	58
# of Short Sales Sold	1	0	2
# of REO's Sold	0	1	0
% of Sold - Distressed	3%	2%	3%
Median Sold Price	471,500	466,000	480,000
Average Sold Price	470,718	468,694	504,791
DISCOVERY BAY	May-17	Jun-17	Jul-17
Total # of Properties Sold	23	47	27
# of Short Sales Sold	0	0	0
# of REO's Sold	0	1	0
% of Sold - Distressed	0%	2%	0%
Median Sold Price	545,000	600,000	550,000
Average Sold Price	583,743	696,183	624,777

Listings

BRENTWOOD	May-17	Jun-17	Jul-17
# of Active Listings	136	156	171
# of Short Sales Listed	2	1	2
# of REO's Listed	1	0	1
% of Actives - Distressed	2%	1%	2%
Median Listing Price	699,444	687,500	659,000
Average Listing Price	777,987	762,595	736,608
ANTIOCH	May-17	Jun-17	Jul-17
# of Active Listings	81	94	90
# of Short Sales Listed	0	0	1
# of REO's Listed	2	5	3
% of Actives - Distressed	2%	5%	4%
Median Listing Price	399,900	439,450	472,499
Average Listing Price	412,769	440,193	457,092
OAKLEY	May-17	Jun-17	Jul-17
# of Active Listings	44	42	40
# of Short Sales Listed	0	0	0
# of REO's Listed	2	0	0
% of Actives - Distressed	5%	0%	0%
Median Asking Price	479,500	504,499	504,950
Average Asking Price	547,242	606,263	588,431
DISCOVERY BAY	May-17	Jun-17	Jul-17
# of Active Listings	76	82	80
# of Short Sales Listed	2	1	0
# of REO's Listed	0	1	1
% of Actives - Distressed	3%	2%	1%
Median Asking Price	670,500	727,000	743,950
Average Asking Price	803,500	848,263	843,712