



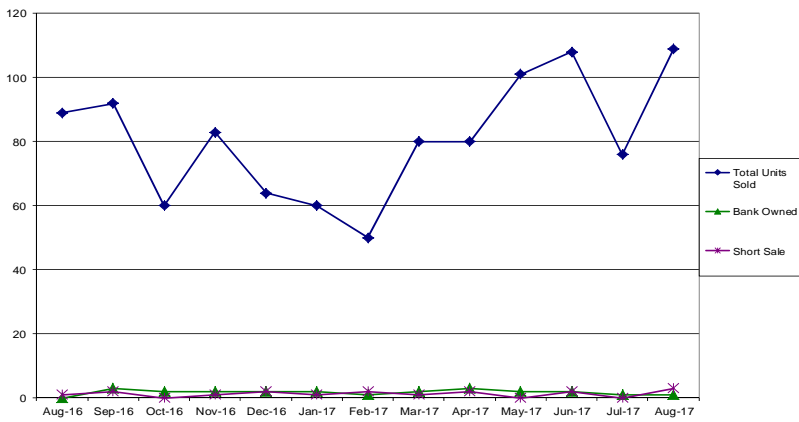
Brentwood Housing Statistics August 2017 Report

Summary:

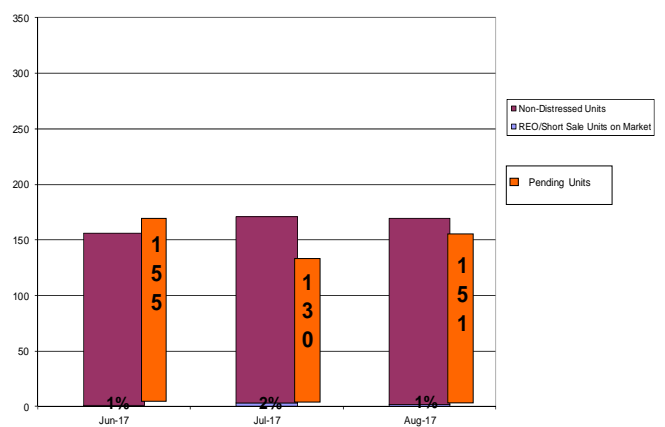
The housing data contained in this report reflects information reported for the month of August 2017. The number of active units on the MLS for August 2017 was 169. Pending units for August 2016 through August 2017 ranged from 155 down to 151. The total units sold during August 2016 through August 2017 was 1052; a total of 109 sold for the month of August 2017. Compared to the total units sold in August 2016, 2017 saw an increase in the amount of units sold. August 2016 through 2017 has shown a continued increase in home values. Distressed home sales for August 2017 were 4% of the total homes sold.

The average sold price for August 2017 was \$611,895. The median asking price for August 2017 was \$649,000, and the median sold price was \$599,950. In August 2016, the median sold price was \$510,000, in 2015 it was \$542,355 and in 2014 it was \$479,000.

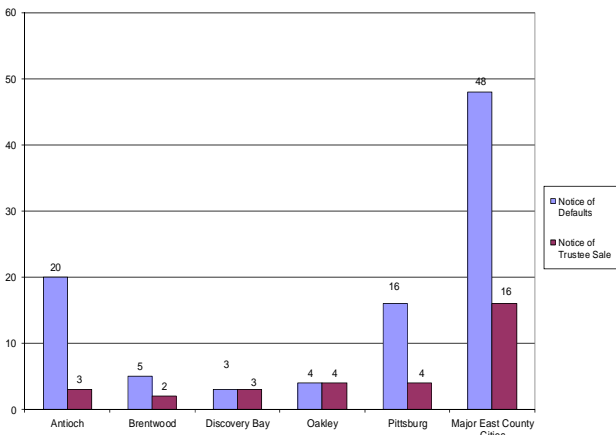
BRENTWOOD
Resale Units Sold by Type of Sale



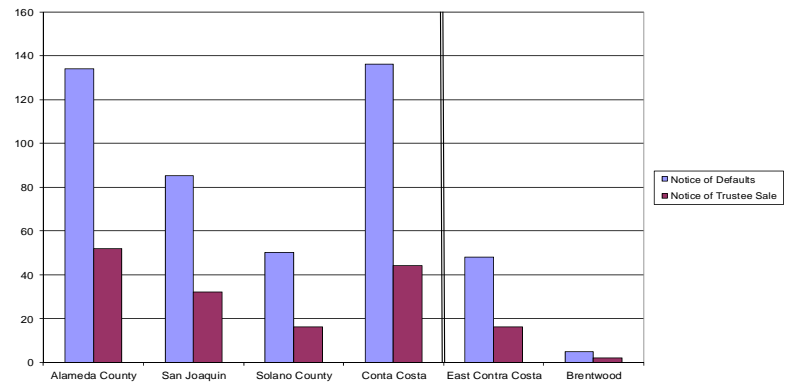
BRENTWOOD
Total Units on Market



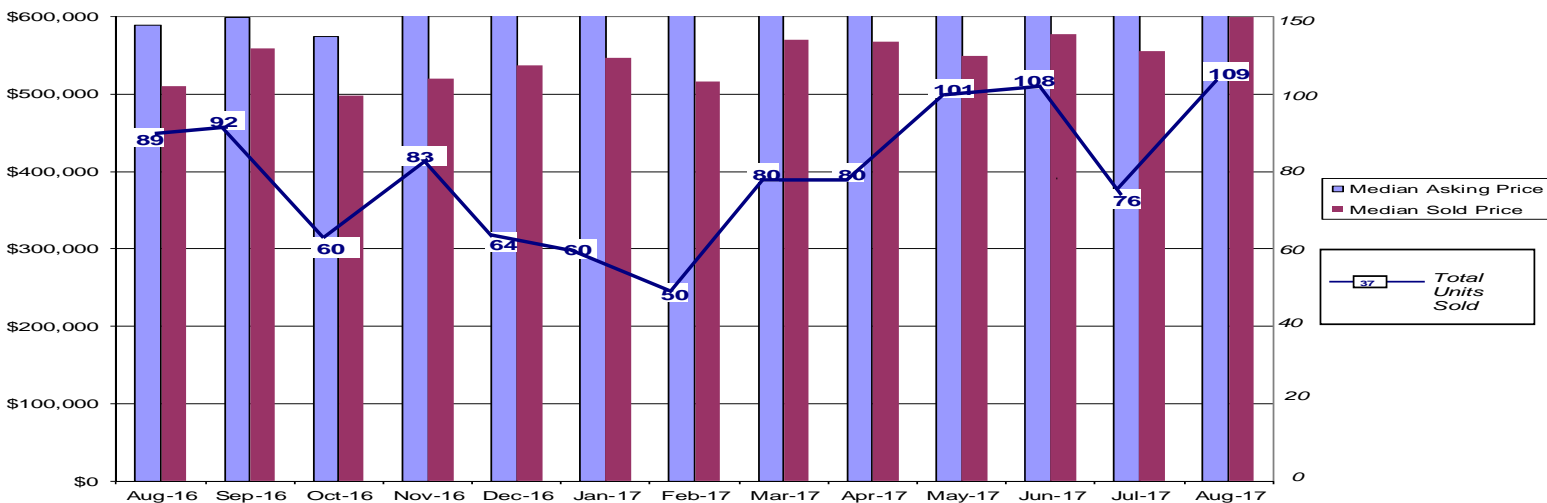
East County Distress Units
August 2017



Notices by County
August 2017




BRENTWOOD
Median Asking vs. Median Sold



Source: www.propertyrader.com. All data reported as of 2017.

Please see our definition section located on Page 2.

For questions regarding this publication, please contact the Housing Division at (925) 516-5405.



Brentwood Housing Statistics August 2017 Report

Definitions:

Notice of Default (NOD)

A publicly recorded notice that a property owner has missed scheduled loan payments for a loan secured by a property. Some states require lenders to record a notice of default to begin the foreclosure process

Notice of Trustee Sale (NOT)

A document announcing the public sale of a property to recover a debt owed by the owner of the property. The notice is mailed to parties affected by the sale of a property, advertised in local publications and recorded in public records. Among other information, it provides the date, time and location of the sale.

Real Estate Owned (REO)

This status indicates the property is now owned by the lender or bank as a result of an unsuccessful sale at a foreclosure auction.

Short Sales

A process in which the bank or mortgage lender agrees to discount a loan balance due to an economic hardship on the part of the mortgage/homeowner. A short sale is typically executed to prevent a foreclosure.

Sold

BRENTWOOD	Jun-17	Jul-17	Aug-17
Total # of Properties Sold	108	76	109
# of Short Sales Sold	2	0	3
# of REO's Sold	2	1	1
% of Sold - Distressed	4%	1%	4%
Median Sold Price	578,000	555,326	599,950
Average Sold Price	581,995	576,837	611,895
ANTIOCH	Jun-17	Jul-17	Aug-17
Total # of Properties Sold	114	111	115
# of Short Sales Sold	0	2	2
# of REO's Sold	2	1	3
% of Sold - Distressed	2%	3%	4%
Median Sold Price	419,500	425,000	426,000
Average Sold Price	412,697	423,036	425,125
OAKLEY	Jun-17	Jul-17	Aug-17
Total # of Properties Sold	53	58	40
# of Short Sales Sold	0	2	0
# of REO's Sold	1	0	1
% of Sold - Distressed	2%	3%	3%
Median Sold Price	466,000	480,000	454,500
Average Sold Price	468,694	504,791	499,110
DISCOVERY BAY	Jun-17	Jul-17	Aug-17
Total # of Properties Sold	47	27	28
# of Short Sales Sold	0	0	0
# of REO's Sold	1	0	0
% of Sold - Distressed	2%	0%	0%
Median Sold Price	600,000	550,000	565,450
Average Sold Price	696,183	624,777	578,996

Listings

BRENTWOOD	Jun-17	Jul-17	Aug-17
# of Active Listings	156	171	169
# of Short Sales Listed	1	2	1
# of REO's Listed	0	1	1
% of Actives - Distressed	1%	2%	1%
Median Listing Price	687,500	659,000	649,950
Average Listing Price	762,595	736,608	736,880
ANTIOCH	Jun-17	Jul-17	Aug-17
# of Active Listings	94	90	90
# of Short Sales Listed	0	1	3
# of REO's Listed	5	3	5
% of Actives - Distressed	5%	4%	9%
Median Listing Price	439,450	472,499	444,950
Average Listing Price	440,193	457,092	443,789
OAKLEY	Jun-17	Jul-17	Aug-17
# of Active Listings	42	40	53
# of Short Sales Listed	0	0	1
# of REO's Listed	0	0	0
% of Actives - Distressed	0%	0%	2%
Median Asking Price	504,499	504,950	489,950
Average Asking Price	606,263	588,431	541,909
DISCOVERY BAY	Jun-17	Jul-17	Aug-17
# of Active Listings	82	80	83
# of Short Sales Listed	1	0	1
# of REO's Listed	1	1	1
% of Actives - Distressed	2%	1%	2%
Median Asking Price	727,000	743,950	739,900
Average Asking Price	848,263	843,712	823,101