



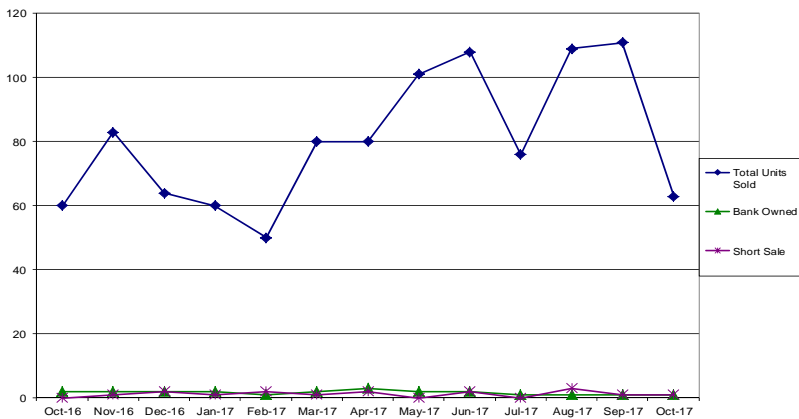
Brentwood Housing Statistics October 2017 Report

Summary:

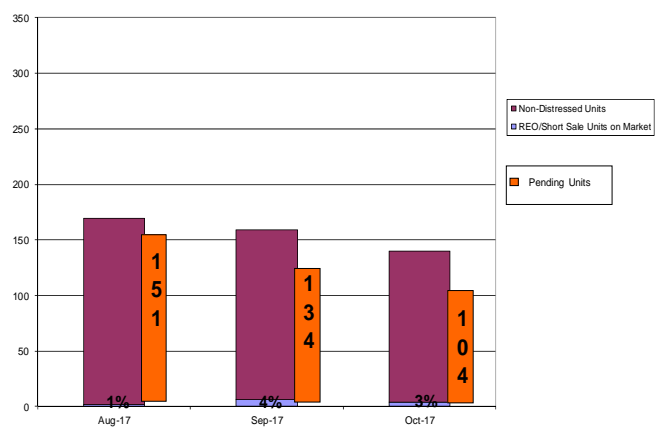
The housing data contained in this report reflects information reported for the month of October 2017. The number of active units on the MLS for October 2017 was 159. Pending units for October 2016 through October 2017 ranged from 126 down to 104. The total units sold during October 2016 through October 2017 was 1045; a total of 63 sold for the month of October 2017. Compared to the total units sold in October 2016, 2017 saw a slight increase in the amount of units sold. October 2016 through 2017 has shown a continued increase in home values. Distressed home sales for October 2017 were 3% of the total homes sold.

The average sold price for October 2017 was \$615,372. The median asking price for October 2017 was \$669,900, and the median sold price was \$600,000. In October 2016, the median sold price was \$498,000, in 2015 it was \$481,000 and in 2014 it was \$456,700.

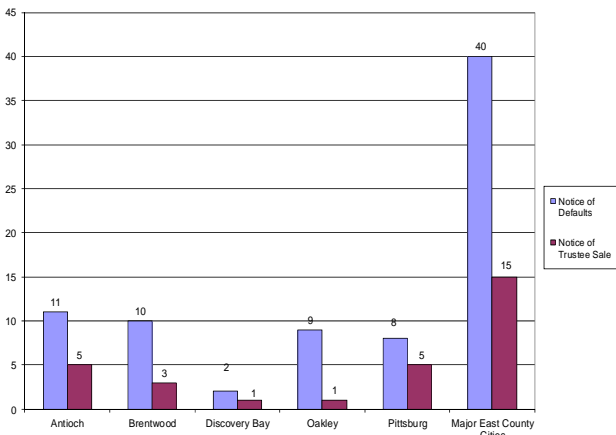
BRENTWOOD
Resale Units Sold by Type of Sale



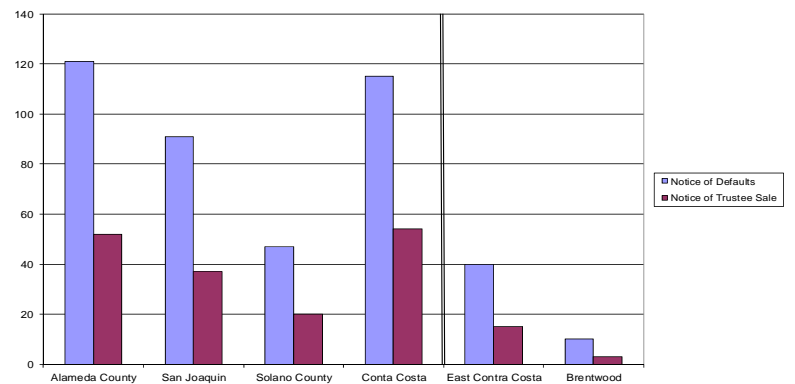
BRENTWOOD
Total Units on Market



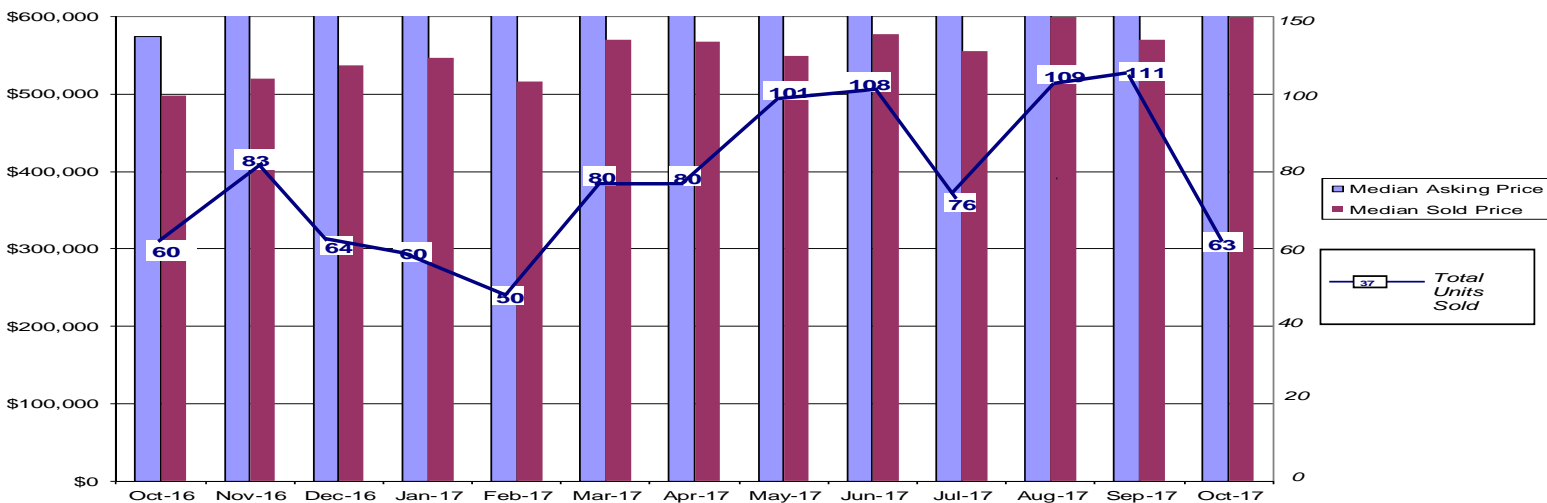
East County Distress Units
October 2017



Notices by County
October 2017




BRENTWOOD
Median Asking vs. Median Sold



Source: www.propertyrader.com. All data reported as of 2017.

Please see our definition section located on Page 2.

For questions regarding this publication, please contact the Housing Division at (925) 516-5405.



Brentwood Housing Statistics October 2017 Report

Definitions:

Notice of Default (NOD)

A publicly recorded notice that a property owner has missed scheduled loan payments for a loan secured by a property. Some states require lenders to record a notice of default to begin the foreclosure process

Notice of Trustee Sale (NOT)

A document announcing the public sale of a property to recover a debt owed by the owner of the property. The notice is mailed to parties affected by the sale of a property, advertised in local publications and recorded in public records. Among other information, it provides the date, time and location of the sale.

Real Estate Owned (REO)

This status indicates the property is now owned by the lender or bank as a result of an unsuccessful sale at a foreclosure auction.

Short Sales

A process in which the bank or mortgage lender agrees to discount a loan balance due to an economic hardship on the part of the mortgage/homeowner. A short sale is typically executed to prevent a foreclosure.

Sold

BRENTWOOD	Aug-17	Sep-17	Oct-17
Total # of Properties Sold	109	111	63
# of Short Sales Sold	3	1	1
# of REO's Sold	1	1	1
% of Sold - Distressed	4%	2%	3%
Median Sold Price	599,950	570,000	600,000
Average Sold Price	611,895	609,690	615,372
ANTIOCH	Aug-17	Sep-17	Oct-17
Total # of Properties Sold	115	93	107
# of Short Sales Sold	2	0	0
# of REO's Sold	3	3	3
% of Sold - Distressed	4%	3%	3%
Median Sold Price	426,000	429,000	430,000
Average Sold Price	425,125	439,167	424,003
OAKLEY	Aug-17	Sep-17	Oct-17
Total # of Properties Sold	40	44	57
# of Short Sales Sold	0	0	1
# of REO's Sold	1	2	0
% of Sold - Distressed	3%	5%	2%
Median Sold Price	454,500	462,500	455,000
Average Sold Price	499,110	474,140	472,003
DISCOVERY BAY	Aug-17	Sep-17	Oct-17
Total # of Properties Sold	28	31	27
# of Short Sales Sold	0	0	0
# of REO's Sold	0	1	2
% of Sold - Distressed	0%	3%	7%
Median Sold Price	565,450	532,000	573,500
Average Sold Price	578,996	578,436	613,214

Listings

BRENTWOOD	Aug-17	Sep-17	Oct-17
# of Active Listings	169	159	140
# of Short Sales Listed	1	1	1
# of REO's Listed	1	5	3
% of Actives - Distressed	1%	4%	3%
Median Listing Price	649,950	649,900	669,900
Average Listing Price	736,880	758,608	772,696
ANTIOCH	Aug-17	Sep-17	Oct-17
# of Active Listings	90	99	103
# of Short Sales Listed	3	2	4
# of REO's Listed	5	1	5
% of Actives - Distressed	9%	3%	9%
Median Listing Price	444,950	460,000	469,950
Average Listing Price	443,789	451,274	468,625
OAKLEY	Aug-17	Sep-17	Oct-17
# of Active Listings	53	74	81
# of Short Sales Listed	1	1	2
# of REO's Listed	0	2	2
% of Actives - Distressed	2%	4%	5%
Median Asking Price	489,950	490,950	510,347
Average Asking Price	541,909	512,065	540,291
DISCOVERY BAY	Aug-17	Sep-17	Oct-17
# of Active Listings	83	93	92
# of Short Sales Listed	1	1	1
# of REO's Listed	1	0	1
% of Actives - Distressed	2%	1%	2%
Median Asking Price	739,900	699,000	664,000
Average Asking Price	823,101	791,293	764,098