



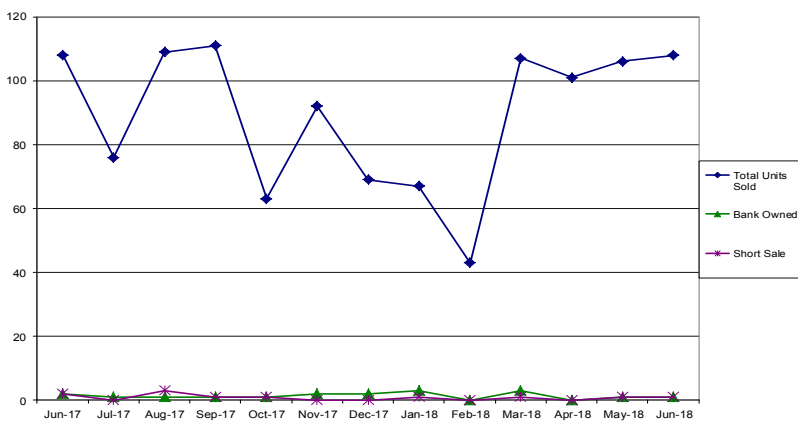
Brentwood Housing Statistics June 2018 Report

Summary:

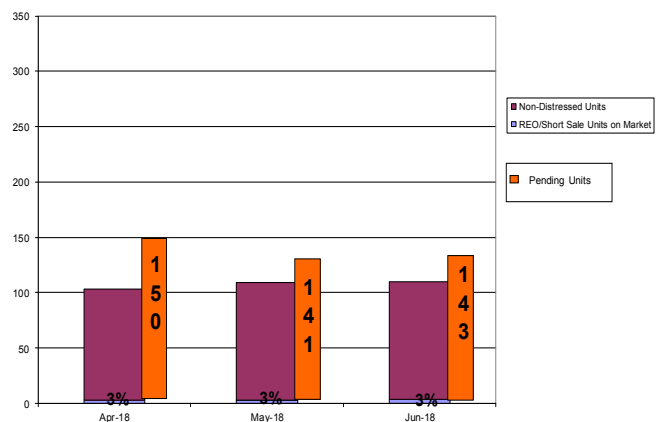
The housing data contained in this report reflects information reported for the month of June 2018. The number of active units on the MLS for June 2018 was 130. Pending units for June 2017 through June 2018 ranged from 155 down to 143. The total units sold during June 2017 through June 2018 was 1160; a total of 108 sold for the month of June 2018. Compared to the total units sold in June 2017, 2018 saw the same amount of units sold. June 2017 through 2018 has shown a continued increase in home values. Distressed home sales for June 2018 were 2% of the total homes sold.

The average sold price for June 2018 was \$633,574. The median asking price for June 2018 was \$681,950, and the median sold price was \$589,000. In June 2017, the median sold price was 578,000, in 2016 it was \$550,000 and in 2015 it was \$508,000.

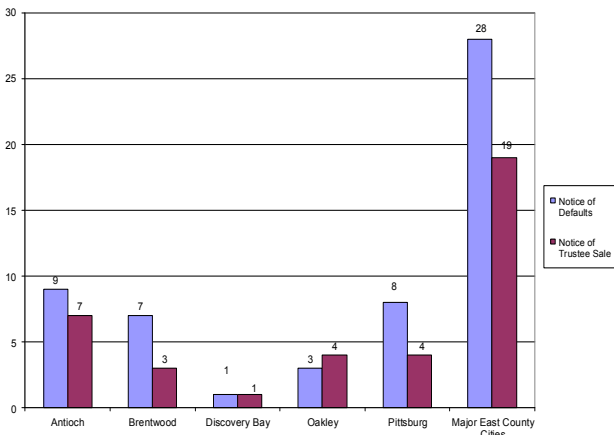
BRENTWOOD
Resale Units Sold by Type of Sale



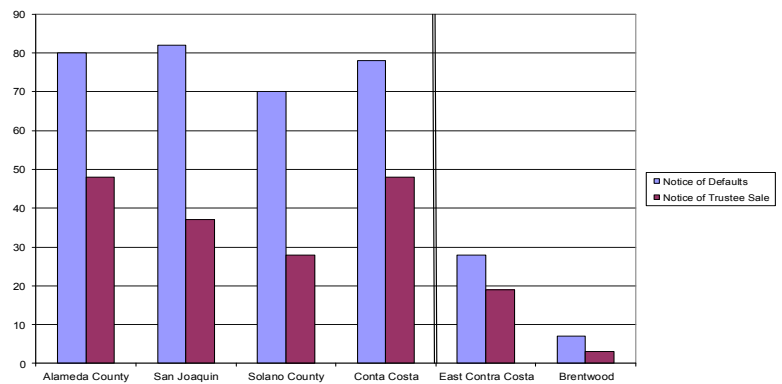
BRENTWOOD
Total Units on Market



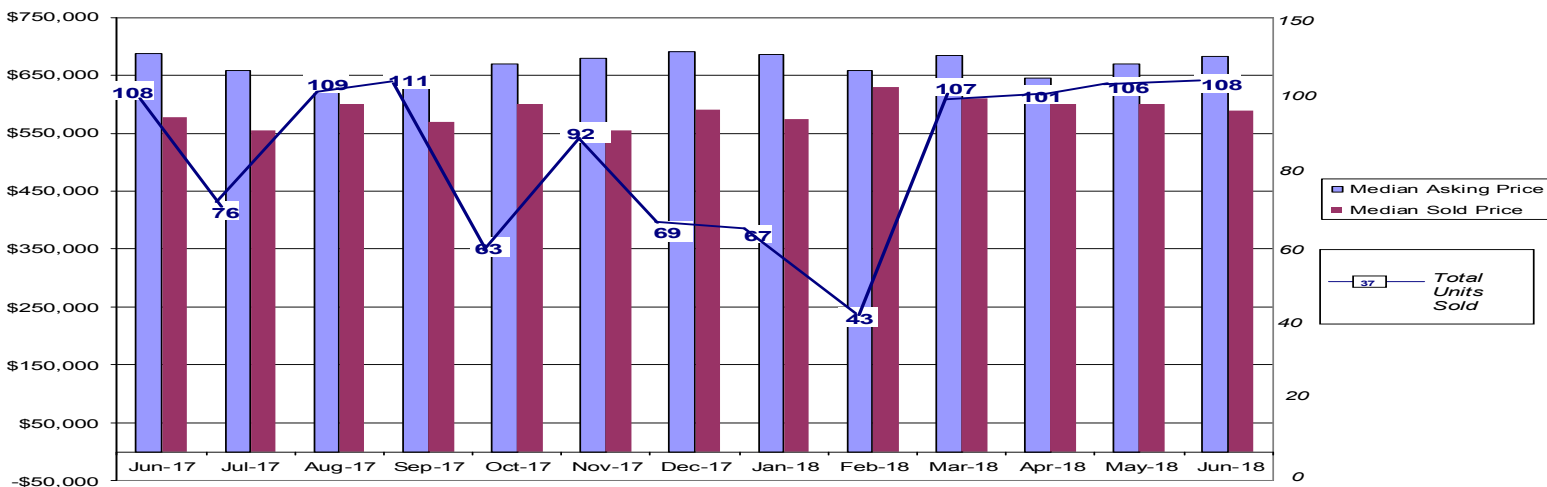
East County Distress Units
June 2018



Notices by County
June 2018



BRENTWOOD
Median Asking vs. Median Sold



Source: www.propertyrader.com. All data reported as of 2018.

Please see our definition section located on Page 2.

For questions regarding this publication, please contact the Housing Division at (925) 516-5405.



Brentwood Housing Statistics June 2018 Report

Definitions:

Notice of Default (NOD)

A publicly recorded notice that a property owner has missed scheduled loan payments for a loan secured by a property. Some states require lenders to record a notice of default to begin the foreclosure process

Notice of Trustee Sale (NOT)

A document announcing the public sale of a property to recover a debt owed by the owner of the property. The notice is mailed to parties affected by the sale of a property, advertised in local publications and recorded in public records. Among other information, it provides the date, time and location of the sale.

Real Estate Owned (REO)

This status indicates the property is now owned by the lender or bank as a result of an unsuccessful sale at a foreclosure auction.

Short Sales

A process in which the bank or mortgage lender agrees to discount a loan balance due to an economic hardship on the part of the mortgage/homeowner. A short sale is typically executed to prevent a foreclosure.

Sold

BRENTWOOD	Apr-18	May-18	Jun-18
Total # of Properties Sold	101	106	108
# of Short Sales Sold	0	1	1
# of REO's Sold	0	1	1
% of Sold - Distressed	0%	2%	2%
Median Sold Price	600,000	600,000	589,000
Average Sold Price	619,815	625,861	633,574
ANTIOCH	Apr-18	May-18	Jun-18
Total # of Properties Sold	94	132	117
# of Short Sales Sold	2	0	1
# of REO's Sold	2	1	1
% of Sold - Distressed	4%	1%	2%
Median Sold Price	436,500	455,000	460,000
Average Sold Price	429,292	455,036	455,954
OAKLEY	Apr-18	May-18	Jun-18
Total # of Properties Sold	41	68	47
# of Short Sales Sold	1	2	0
# of REO's Sold	0	1	0
% of Sold - Distressed	2%	4%	0%
Median Sold Price	480,000	497,000	480,000
Average Sold Price	490,652	487,893	497,708
DISCOVERY BAY	Apr-18	May-18	Jun-18
Total # of Properties Sold	29	34	39
# of Short Sales Sold	0	0	0
# of REO's Sold	2	0	0
% of Sold - Distressed	7%	0%	0%
Median Sold Price	642,500	600,000	583,000
Average Sold Price	695,679	628,932	634,266

Listings

BRENTWOOD	Apr-18	May-18	Jun-18
# of Active Listings	103	109	130
# of Short Sales Listed	1	1	0
# of REO's Listed	2	2	4
% of Actives - Distressed	3%	3%	3%
Median Listing Price	645,000	669,950	681,950
Average Listing Price	763,242	780,558	793,683
ANTIOCH	Apr-18	May-18	Jun-18
# of Active Listings	86	81	103
# of Short Sales Listed	2	2	2
# of REO's Listed	1	0	1
% of Actives - Distressed	3%	2%	3%
Median Listing Price	462,425	459,950	449,000
Average Listing Price	507,603	466,136	462,840
OAKLEY	Apr-18	May-18	Jun-18
# of Active Listings	44	39	59
# of Short Sales Listed	0	1	0
# of REO's Listed	0	2	2
% of Actives - Distressed	0%	8%	3%
Median Listing Price	527,950	569,000	569,000
Average Listing Price	563,967	572,523	583,823
DISCOVERY BAY	Apr-18	May-18	Jun-18
# of Active Listings	74	68	79
# of Short Sales Listed	1	1	1
# of REO's Listed	0	0	0
% of Actives - Distressed	1%	1%	1%
Median Listing Price	714,500	740,000	769,000
Average Listing Price	806,554	824,921	854,584