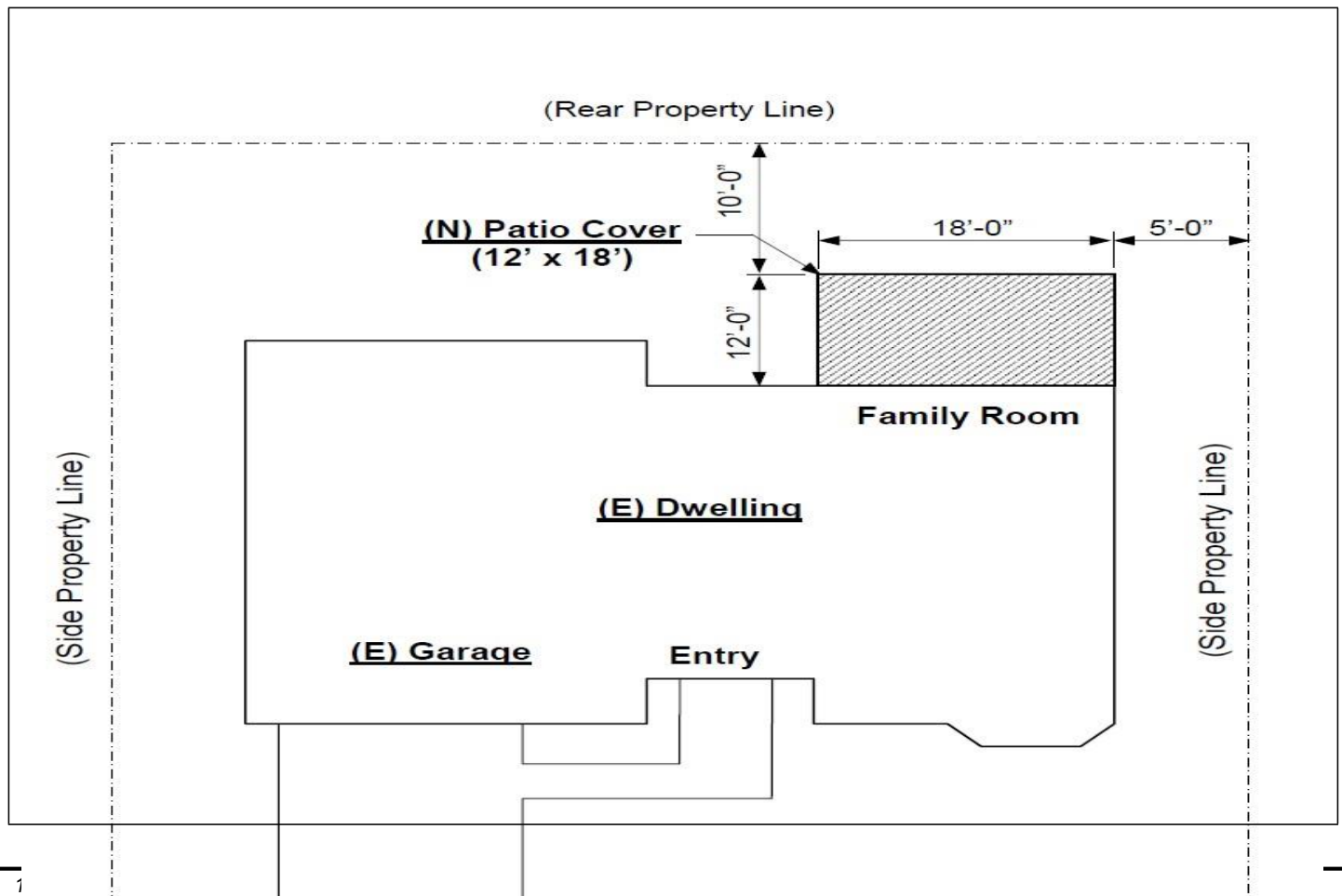


## Submittal Requirements for Patio Covers

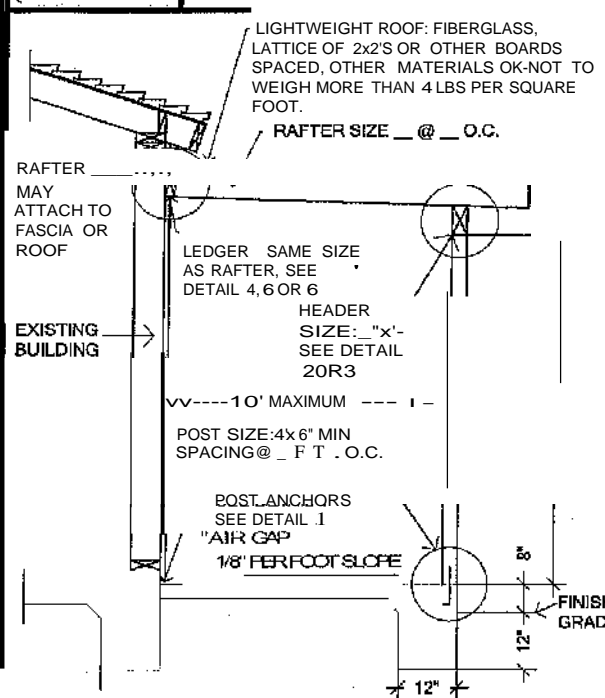
Provide three (3) copies of:

- Plot plan showing property lines
- Location of the proposed structure and all other structures on the property
- Exterior dimensions of the new structure, including height and roof overhangs
- Set-back dimensions measured from the furthest projection of the new patio structure to the property lines, all accessory structures, and the house in cases where the patio structure is detached
- Section drawings
- Cut through of the new construction and partial cut through of the existing structure (if attached)
- Drawings to include size and spacing of all members, attachments to existing building, footings, etc.
- Floor plans drawn to scale. The floor plan must show (if applicable) the location and sizes of:
  1. Doors, windows, stairs and landings at doors
  2. Electrical outlets, lighting fixtures and controls
  3. Existing windows and door sizes of the adjacent house



CITY OF BRENTWOOD – BUILDING DIVISION
PLAN

**CITY STANDARD PLAN  
ATTACHED PATIO COVER**



**OPTION 1: OPEN LATTICE ROOF SECTION**

LIGHTWEIGHT ROOF: FIBERGLASS, LATTICE OF 2x2'S OR OTHER BOARDS SPACED. OTHER MATERIALS OK-NOT TO WEIGH MORE THAN 4 LBS PER SQUARE FOOT.

RAFTER SIZE \_\_\_ @ \_\_\_ O.C.

LEDGER SAME SIZE AS RAFTER, SEE DETAIL 4, 6 OR 6

HEADER SIZE: "x" - SEE DETAIL 2 OR 3

POST SIZE: 4x6" MIN SPACING @ \_\_\_ FT . O.C.

POST ANCHORS SEE DETAIL 1 "AIR GAP" 1/8" PER FOOT SLOPE

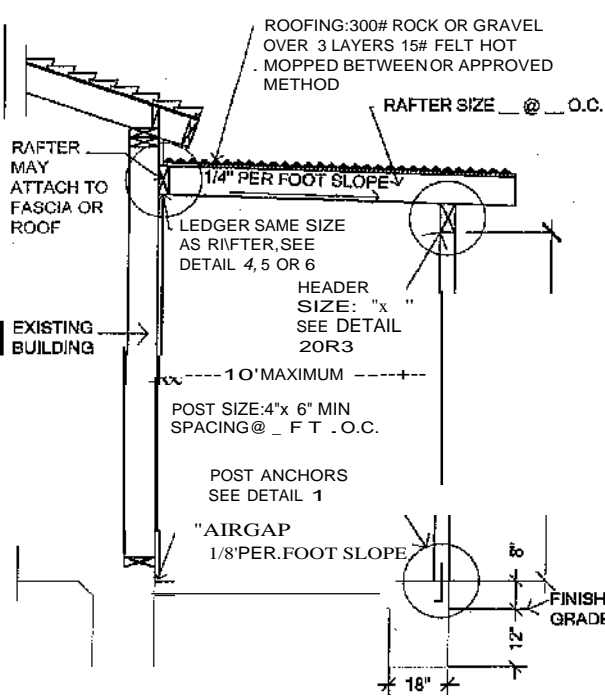
FINISH GRADE

HEADER SIZE CHART WITH MAXIMUM SPAN OF RAFTER TO POST:  
10'-0" AND WITH MAXIMUM 1'-6" OVERHANG. DOUGLAS FIR NO.1 GRADE, (20 /10 PSF LIVE LOAD)

HEADER	DISTANCE BETWEEN POST SIZE (MIN. POST SIZE: 4 x 6)	
	SOLID	LIGHT
4x4	6'-2"	7'-6"
4x6	9'-3"	12'-1"
4x8	12'-2"	16'-11"
4x 10	14'-11"	20'-4"
4x 12	17'-5"	24'-8"
6x6	11'-2"	14'-0"
6x8	14'-6"	18'-6"
610	19'-2"	24'-3"

NOTE: SPANS ARE FOR LIGHTWEIGHT ROOFS WITH 4 PSF DEAD LOAD AND 10 PSF LIVE LOAD. SPANS FOR SOLID ROOF 10 PSF DEAD LOAD AND 20 PSF LIVE LOAD.

---



**OPTION 2: SOLID ROOF SECTION**

ROOFING: 300# ROCK OR GRAVEL OVER 3 LAYERS 15# FELT HOT MOPPED BETWEEN OR APPROVED METHOD

RAFTER SIZE \_\_\_ @ \_\_\_ O.C.

LEDGER SAME SIZE AS RAFTER, SEE DETAIL 4, 5 OR 6

HEADER SIZE: "x" - SEE DETAIL 2 OR 3

POST SIZE: 4"x 6" MIN SPACING @ \_\_\_ FT . O.C.

POST ANCHORS SEE DETAIL 1 "AIR GAP" 1/8" PER FOOT SLOPE

FINISH GRADE

"SOLID ROOFS" INCLUDING CARPORTS, PORCHES OR OTHER USES NOT SUPPORTING CEILINGS RAFTERS (20 PSF LIVE LOAD)

SIZE	SPACING ON CENTER	SPAN INCHES
2x4	12'	a-a*
	16'	7'-10"
	24'	6'-10"
	32'	6'-2"
2x6	12"	10'-0"
	16"	10'-0"
	24"	10'-0"
	32"	9'-5"
2x8	16"	10'-0"
	24"	10'-0"
	32"	10'-0"

"LIGHT ROOFS" COVERINGS OF LATH, FIBERGLASS AND/OR ALUMINUM RAFTERS (10 PSF LIVE LOAD)

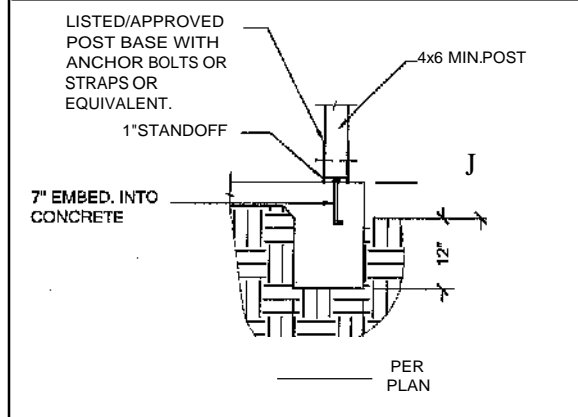
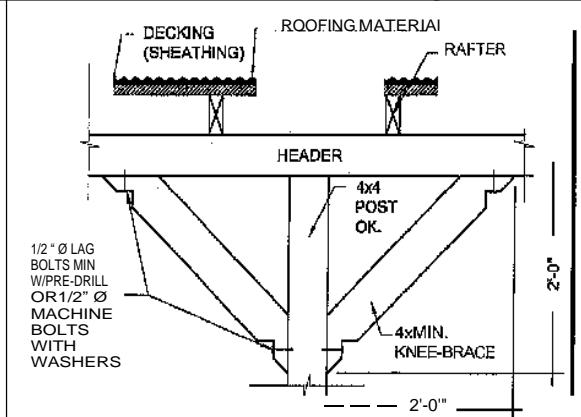
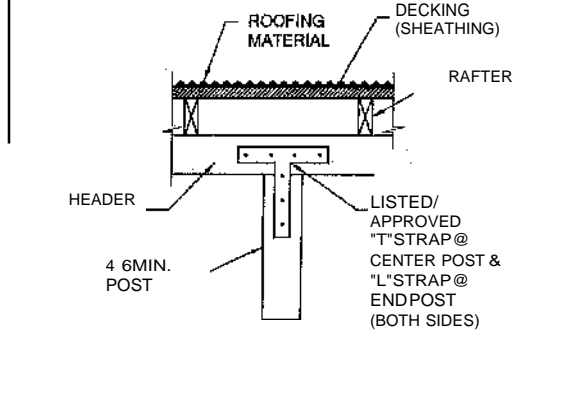
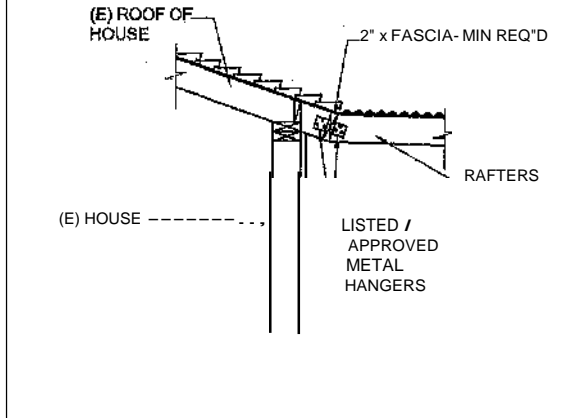
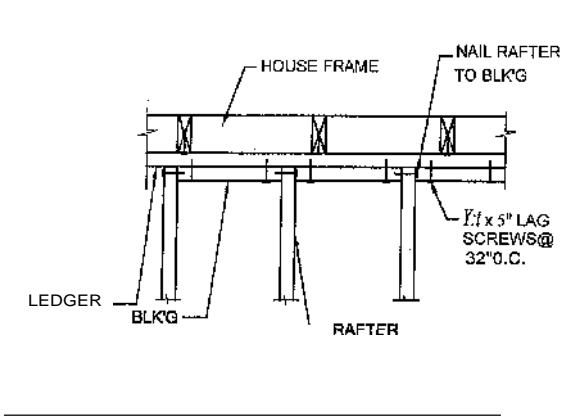
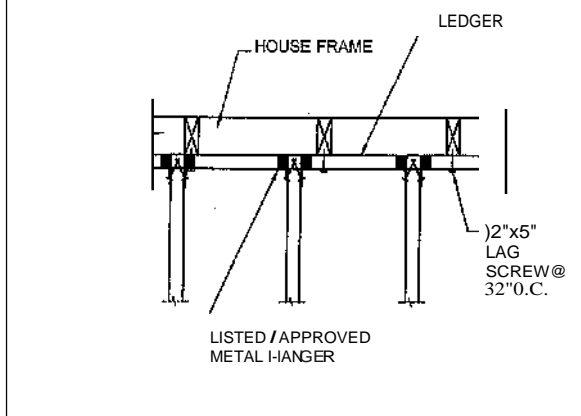
SIZE	SPACING ON CENTER	SPAN INCH
2x4	16'	10'-0"
	24"	10'-0"
	32"	9'-2"
2x6	16"	10'-0"
	24"	10'-0"
	32"	10'-0"
2x8	16"	10'-0"
	24"	10'-0"
	32"	10'-0"

150 City Park Wy, Brentwood, CA 94515

(925) 516-5405 Voice

(925) 516-5407 FAX

Page 2 | 3

CITY OF BRENTWOOD- BUILDING DIVISION		PLAN NO.2
ATTACHED PATIO COVER		
 <p>LISTED/APPROVED POST BASE WITH ANCHOR BOLTS OR STRAPS OR EQUIVALENT.</p> <p>4x6 MIN. POST</p> <p>1" STANDOFF</p> <p>7" EMBED. INTO CONCRETE</p> <p>PER PLAN</p>	 <p>DECKING (SHEATHING)</p> <p>ROOFING MATERIAL</p> <p>RAFTER</p> <p>HEADER</p> <p>4x4 POST OK.</p> <p>1/2" LAG BOLTS MIN W/PRE-DRILL OR 1/2" Ø MACHINE BOLTS WITH WASHERS</p> <p>4x MIN. KNEE-BRACE</p>	
1	2	
 <p>ROOFING MATERIAL</p> <p>DECKING (SHEATHING)</p> <p>RAFTER</p> <p>HEADER</p> <p>4 MIN. POST</p> <p>LISTED/APPROVED "T" STRAP @ CENTER POST &amp; "L" STRAP @ END POST (BOTH SIDES)</p>	 <p>(E) ROOF OF HOUSE</p> <p>2" x FASCIA- MIN REQ'D</p> <p>RAFTERS</p> <p>(E) HOUSE</p> <p>LISTED / APPROVED METAL HANGERS</p>	
3	4	
 <p>HOUSE FRAME</p> <p>LEDGER</p> <p>BLK'G</p> <p>RAFTER</p> <p>NAIL RAFTER TO BLK'G</p> <p>1/2" x 5" LAG SCREWS @ 32" O.C.</p>	 <p>HOUSE FRAME</p> <p>LEDGER</p> <p>LISTED / APPROVED METAL HANGER</p> <p>1/2" x 5" LAG SCREW @ 32" O.C.</p>	
5	6	
BLK'G USED FOR RAFTER ATTACHMENT	HNGR'S USED FOR RAFTER ATTACHMENT	