

September 30, 2019

Mr. Michael Montgomery, Executive Officer  
California Regional Water Quality Control Board  
San Francisco Bay Region  
1515 Clay Street, Suite 1400  
Oakland, CA 94612

Dear Mr. Montgomery:

Enclosed is the 2018-19 Annual Report for the City of Brentwood, which is required by and in accordance with Provision C.17 in National Pollutant Discharge Elimination System (NPDES) Permit Number CAS612008 issued by the San Francisco Bay Regional Water Quality Control Board.

I certify under penalty of law that this document and all attachments were prepared under my direction or supervision in accordance with a system designed to assure that qualified personnel properly gathered and evaluated the information submitted. Based on my inquiry of the person or persons who manage the system, or those persons directly responsible for gathering the information, the information submitted is, to the best of my knowledge and belief, true, accurate, and complete. I am aware that there are significant penalties for submitting false information, including the possibility of fines and imprisonment for knowing violations.

Sincerely,



Jagtar ("Jack") Dhaliwal, P.E.  
Assistant Public Works Director

ml

Enclosure

cc: Keith Lichten, Chief  
Gustavo ("Gus") Vina, City Manager  
Miki Tsubota, Director of Public Works/City Engineer  
Meghan Laporta, Associate Engineer

**MAILING ADDRESS:**  
City Hall  
150 City Park Way  
Brentwood, CA 94513  
Phone: 925-516-5400  
Fax: 925-516-5401  
www.brentwoodca.gov

**CITY ADMINISTRATION**  
150 City Park Way  
Phone: 925-516-5440  
Fax: 925-516-5441

**COMMUNITY DEVELOPMENT**  
150 City Park Way  
Phone: 925-516-5405  
Fax: 925-516-5407

**FINANCE & INFORMATION SYSTEMS**  
150 City Park Way  
Phone: 925-516-5460  
Fax: 925-516-5401

**PARKS AND RECREATION**  
35 Oak Street  
Phone: 925-516-5444  
Fax: 925-516-5445

**POLICE**  
9100 Brentwood Boulevard  
Phone: 925-634-6911  
24 Hr. Dispatch: 925-778-2441  
Fax: 925-809-7799

**PUBLIC WORKS**

**Operations Division**  
2201 Elkins Way  
Phone: 925-516-6000  
Fax: 925-516-6001

**Engineering Division**  
150 City Park Way  
Phone: 925-516-5420  
Fax: 925-516-5421

Table of Contents

Section	Page
Section 1 – Permittee Information.....	1-1
Section 2 – Provision C.2 Municipal Operations.....	2-1
Section 3 – Provision C.3 New Development and Redevelopment.....	3-1
Section 4 – Provision C.4 Industrial and Commercial Site Controls.....	4-1
Section 5 – Provision C.5 Illicit Discharge Detection and Elimination.....	5-1
Section 6 – Provision C.6 Construction Site Controls.....	6-1
Section 7 – Provision C.7 Public Information and Outreach.....	7-1
Section 9 – Provision C.9 Pesticides Toxicity Controls.....	9-1
Section 10 – Provision C.10 Trash Load Reduction.....	10-1
Section 11 – Provision C.11 Mercury Controls.....	Exempt
Section 12 – Provision C.12 PCBs Controls.....	Exempt
Section 13 – Provision C.13 Copper Controls.....	13-1
Section 15 – Provision C.15 Exempted and Conditionally Exempted Discharges.....	15-1
Section 16.5 – Provision C. 16.5 Incorporation into NPDES Permit No. CAS612008.....	16-1

Attachments:

- C.4.b.iii.(1). Potential Facilities List
- C.3.h.iv. Installed SW Treatment Systems O&M Inspections
- 10-1. Trash Full Capture Map (Attachment 10-1)

Section 1 - Permittee Information

Background Information					
Permittee Name:	City of Brentwood				
Population:	65,288				
NPDES Permit No.:	CAS612008				
Order Number:	R2-2015-0049				
Reporting Time Period (month/year):	July 2018 through June 2019				
Name of the Responsible Authority:	Jagtar Dhaliwal	Title:	Assistant Director of Public Works - Engineering		
Mailing Address:	150 City Park Way				
City:	Brentwood	Zip Code:	94513	County:	Contra Costa
Telephone Number:	(925) 516-5128	Fax Number:	(925) 516-5421		
E-mail Address:	<a href="mailto:jdhaliwal@brentwoodca.gov">jdhaliwal@brentwoodca.gov</a>				
Name of the Designated Stormwater Management Program Contact (if different from above):	Meghan Laporta	Title:	Associate Engineer		
Department:	Public Works - Engineering				
Mailing Address:	150 City Park Way				
City:	Brentwood	Zip Code:	94513	County:	Contra Costa
Telephone Number:	(925) 516-5171	Fax Number:	(925) 516-5421		
E-mail Address:	<a href="mailto:mlaporta@brentwoodca.gov">mlaporta@brentwoodca.gov</a>				

Section 2 - Provision C.2 Reporting Municipal Operations

**Program Highlights and Evaluation**

Highlight/summarize activities for reporting year:

Summary:

Participation in the countywide program’s Municipal Operations Committee/Work Group. Refer to the C.2 Municipal Operations section of the countywide Program’s FY 18-19 Annual Report for a description of activities implemented at the countywide and/or regional level.

**C.2.a. ► Street and Road Repair and Maintenance**

Place a **Y** in the boxes next to activities where applicable BMPs were implemented. If not applicable, type **NA** in the box and provide an explanation in the comments section below. Place an **N** in the boxes next to activities where applicable BMPs were not implemented for one or more of these activities during the reporting fiscal year, then in the comments section below provide an explanation of when BMPs were not implemented and the corrective actions taken.

<b>Y</b>	Control of debris and waste materials during road and parking lot installation, repaving or repair maintenance activities from polluting stormwater
<b>Y</b>	Control of concrete slurry and wastewater, asphalt, pavement cutting, and other street and road maintenance materials and wastewater from discharging to storm drains from work sites.
<b>Y</b>	Sweeping and/or vacuuming and other dry methods to remove debris, concrete, or sediment residues from work sites upon completion of work.

Comments:

**C.2.b. ► Sidewalk/Plaza Maintenance and Pavement Washing**

Place a **Y** in the boxes next to activities where applicable BMPs were implemented. If not applicable, type **NA** in the box and provide an explanation in the comments section below. Place an **N** in the boxes next to activities where applicable BMPs were not implemented for one or more of these activities during the reporting fiscal year, then in the comments section below provide an explanation of when BMPs were not implemented and the corrective actions taken.

Y	Control of wash water from pavement washing, mobile cleaning, pressure wash operations at parking lots, garages, trash areas, gas station fueling areas, and sidewalk and plaza cleaning activities from polluting stormwater
Y	Implementation of the BASMAA Mobile Surface Cleaner Program BMPs

Comments:

**C.2.c. ► Bridge and Structure Maintenance and Graffiti Removal**

Place a **Y** in the boxes next to activities where applicable BMPs were implemented. If not applicable, type **NA** in the box and provide an explanation in the comments section below. Place an **N** in the boxes next to activities where applicable BMPs were not implemented for one or more of these activities during the reporting fiscal year, then in the comments section below provide an explanation of when BMPs were not implemented and the corrective actions taken.

Y	Control of discharges from bridge and structural maintenance activities directly over water or into storm drains
Y	Control of discharges from graffiti removal activities
Y	Proper disposal for wastes generated from bridge and structure maintenance and graffiti removal activities
Y	Implementation of the BASMAA Mobile Surface Cleaner Program BMPs for graffiti removal
Y	Employee training on proper capture and disposal methods for wastes generated from bridge and structural maintenance and graffiti removal activities.
N/A	Contract specifications requiring proper capture and disposal methods for wastes generated from bridge and structural maintenance and graffiti removal activities.

Comments: **There are not any contracts for these services.**

<b>C.2.e. ► Rural Public Works Construction and Maintenance</b>	
Does your municipality own/maintain rural <sup>1</sup> roads:	<input type="checkbox"/> Yes <input checked="" type="checkbox"/> No
If your answer is <b>No</b> then skip to <b>C.2.f.</b>	
Place a <b>Y</b> in the boxes next to activities where applicable BMPs were implemented. If not applicable, type <b>NA</b> in the box and provide an explanation in the comments section below. Place an <b>N</b> in the boxes next to activities where applicable BMPs were not implemented for one or more of these activities during the reporting fiscal year, then in the comments section below provide an explanation of when BMPs were not implemented and the corrective actions taken.	
<input type="checkbox"/>	Control of road-related erosion and sediment transport from road design, construction, maintenance, and repairs in rural areas
<input type="checkbox"/>	Identification and prioritization of rural road maintenance based on soil erosion potential, slope steepness, and stream habitat resources
<input type="checkbox"/>	No impact to creek functions including migratory fish passage during construction of roads and culverts
<input type="checkbox"/>	Inspection of rural roads for structural integrity and prevention of impact on water quality
<input type="checkbox"/>	Maintenance of rural roads adjacent to streams and riparian habitat to reduce erosion, replace damaging shotgun culverts and excessive erosion
<input type="checkbox"/>	Re-grading of unpaved rural roads to slope outward where consistent with road engineering safety standards, and installation of water bars as appropriate
<input type="checkbox"/>	Inclusion of measures to reduce erosion, provide fish passage, and maintain natural stream geomorphology when replacing culverts or design of new culverts or bridge crossings
Comments including listing increased maintenance in priority areas:	

<sup>1</sup>Rural means any watershed or portion thereof that is developed with large lot home-sites, such as one acre or larger, or with primarily agricultural, grazing or open space uses.

**C.2.f. ► Corporation Yard BMP Implementation**

Place an **X** in the boxes below that apply to your corporations yard(s):

<input type="checkbox"/>	We do not have a corporation yard
<input checked="" type="checkbox"/>	Our corporation yard is a filed NOI facility and regulated by the California State Industrial Stormwater NPDES General Permit
<input type="checkbox"/>	We have a <b>Stormwater Pollution Prevention Plan (SWPPP)</b> for the Corporation Yard(s)

Place an **X** in the boxes below next to implemented SWPPP BMPs to indicate that these BMPs were implemented in applicable instances. If not applicable, type **NA** in the box. If one or more of the BMPs were not adequately implemented during the reporting fiscal year then indicate so and explain in the comments section below:

<input checked="" type="checkbox"/>	Control of pollutant discharges to storm drains such as wash waters from cleaning vehicles and equipment
<input type="checkbox"/>	Routine inspection prior to the rainy seasons of corporation yard(s) to ensure non-stormwater discharges have not entered the storm drain system
<input checked="" type="checkbox"/>	Containment of all vehicle and equipment wash areas through plumbing to sanitary or another collection method
<input checked="" type="checkbox"/>	Use of dry cleanup methods when cleaning debris and spills from corporation yard(s) or collection of all wash water and disposing of wash water to sanitary or other location where it does not impact surface or groundwater when wet cleanup methods are used
<input checked="" type="checkbox"/>	Cover and/or berm outdoor storage areas containing waste pollutants

Comments:  
**The City's Corporation Yard is self-contained and no run-off is discharged to Marsh Creek. Surface drainage is discharged to on-site percolation ponds.**

If you have a corporation yard(s) that is not an NOI facility, complete the following table for inspection results for your corporation yard(s) or attach a summary including the following information:

Corporation Yard Name	Corp Yard Activities w/ site-specific SWPPP BMPs	Inspection Date <sup>2</sup>	Inspection Findings/Results	Date and Description of Follow-up and/or Corrective Actions

<sup>2</sup> Minimum inspection frequency is once a year during September.

Section 3 - Provision C.3 Reporting New Development and Redevelopment

**C.3.b.iv.(2) ► Regulated Projects Reporting**

Fill in attached table C.3.b.iv.(2) or attach your own table including the same information. See attached table C.3.b.iv.(2).

**C.3.e.iv. ► Alternative or In-Lieu Compliance with Provision C.3.c.**

Is your agency choosing to require 100% LID treatment onsite for all Regulated Projects and not allow alternative compliance under Provision C.3.e.?	<input checked="" type="checkbox"/>	Yes	<input type="checkbox"/>	No
--	-------------------------------------	-----	--------------------------	----

Comments (optional):

**C.3.e.v ► Special Projects Reporting**

1. In FY 2018-19, has your agency received, but not yet granted final discretionary approval of, a development permit application for a project that has been identified as a potential Special Project based on criteria listed in MRP Provision C.3.e.ii(2) for any of the three categories of Special Projects (Categories A, B or C)?	<input type="checkbox"/>	Yes	<input checked="" type="checkbox"/>	No
2. In FY 2018-19, has your agency granted final discretionary approval to a Special Project? If yes, include the project in both the C.3.b.iv.(2) Table, and the C.3.e.v. Table.	<input type="checkbox"/>	Yes	<input checked="" type="checkbox"/>	No

If you answered "Yes" to either question,

- 1) Complete Table C.3.e.v.
- 2) Attach narrative discussion of 100% LID Feasibility or Infeasibility for each project.



**C.3.h.v.(2) ► Reporting Newly Installed Stormwater Treatment Systems and HM Controls (Optional)**

On an annual basis, before the wet season, provide a list of newly installed (installed within the reporting year) stormwater treatment systems and HM controls to the local mosquito and vector control agency and the Water Board. The list shall include the facility locations and a description of the stormwater treatment measures and HM controls installed.

See attached Table C.3.h.v.(2) for list of newly installed Stormwater Treatment Systems/HM Controls.

**C.3.h.v.(3)(a) –(c) and (f) ► Installed Stormwater Treatment Systems Operation and Maintenance Verification Inspection Program Reporting**

Site Inspections Data	Number/Percentage
Total number of Regulated Projects (including offsite projects, and Regional Projects) in your agency's database or tabular format at the end of the previous fiscal year (FY17-18)	120
Total number of Regulated Projects (including offsite projects, and Regional Projects) in your agency's database or tabular format at the end of the reporting period (FY 18-19)	129
Total number of Regulated Projects (including offsite projects, and Regional Projects) for which O&M verification inspections were conducted during the reporting period (FY 18-19)	36
Percentage of the total number of Regulated Projects (including offsite projects, and Regional Projects) inspected during the reporting period (FY 18-19)	30% <sup>3</sup>

<sup>3</sup> Based on the number of Regulated Projects in the database or tabular format at the end of the previous fiscal year, per MRP Provision C.3.h.ii.(6)(b).

**C.3.h.v.(3)(d)-(e) ► Installed Stormwater Treatment Systems  
Operation and Maintenance Verification Inspection Program  
Reporting**

Provide a discussion of the inspection findings for the year and any common problems encountered with various types of treatment systems and/or HM controls. This discussion should include a general comparison to the inspection findings from the previous year.

Summary:

The treatment systems within the City of Brentwood include Hydrodynamic Separators (Primarily CDS Units), Inlet Cartridge Filters, and/or Bio-Retention Facilities. City owned and maintained separators and filters are pumped out annually regardless of the condition. Debris accumulation has not been excessive. Private facilities are inspected annually or less frequently depending on debris accumulation or maintenance indicators. Bio-retention facilities are typically inspected during relatively heavy storm events. Momentary ponding can be observed but eventually infiltrate once the heaviest storm surges have ceased. Maintenance and trash pickup is conducted by landscape maintenance crews.

Common problems include determining and enforcing maintenance responsibility when ownership or management changes, or when multiple businesses discharge to the same system.

Current year findings are similar to the prior year.

Provide a discussion of the effectiveness of the O&M Program and any proposed changes to improve the O&M Program (e.g., changes in prioritization plan or frequency of O&M inspections, other changes to improve effectiveness program).

Summary:

The City of Brentwood maintains a good relationship with the key servicing outfits maintaining the majority of these systems at private facilities throughout the City and we are notified of all the clients receiving their services annually. Owners of facilities that are in need of servicing are typically directed to one of these companies during or subsequent to City staff inspections. Communications with these companies for business development ensures a positive level of follow-up and compliance. No changes are anticipated.

**C.3.i. ► Required Site Design Measures for Small Projects and Detached Single Family Home Projects**

On an annual basis, discuss the implementation of the requirements of Provision C.3.i, including ordinance revisions, permit conditions, development of standard specifications and/or guidance materials, and staff training.

Summary:  
**Applicants for development approvals for projects creating or replacing more than 2,500 square feet but less than 10,000 square feet of impervious area, and single family homes creating or replacing more than 2,500 square feet of impervious area, are required to submit a Stormwater Control Plan for a Small Land Development Project that meets the criteria in Appendix C of the Contra Costa Clean Water Program's Stormwater C.3 Guidebook. Appendix C includes minimum specifications for runoff reduction measures.**

**C.3.j.i.(5).(b) ► Green Infrastructure Plan**

(For FY 2018-19 Annual Report only) Did your agency complete a Green Infrastructure Plan?		Yes, see attached Green Infrastructure Plan	X	No
---	--	---	---	----

If No, provide schedule for completion:  
**Per Order Provision C.16.5.a.ii Due Dates for Green Infrastructure Planning and Implementation in Municipal Regional Stormwater Permit No. CAS612008, the cities of Antioch, Brentwood, and Oakley are not required to submit their Green Infrastructure Plans until December 31, 2020.**

<b>C.3.j.i.(5).(c) ► Legal Mechanisms</b>			
(For FY 2018-19 Annual Report only) Does your agency have legal mechanisms in place to ensure implementation of the Green Infrastructure Plan?	<input type="checkbox"/>	Yes, see attached documentation	<input checked="" type="checkbox"/> No
If Yes, describe the legal mechanisms in place and the documents attached.			
If No, provide schedule for completion: <b>December 31, 2020</b>			

<b>C.3.j.i.(5)(d) ► Green Infrastructure Outreach</b>
On an annual basis, provide a summary of your agency’s outreach and education efforts pertaining to Green Infrastructure planning and implementation.
Summary: Please refer to the Contra Costa Clean Water Program’s FY 18-19 Annual Report for a summary of outreach efforts implemented at the Countywide level.

<b>C.3.j.ii.(2) ► Early Implementation of Green Infrastructure Projects</b>
On an annual basis, submit a list of green infrastructure projects, public and private, that are already planned for implementation during the permit term and infrastructure projects planned for implementation during the permit term that have potential for green infrastructure measures. Include the following information: <ul style="list-style-type: none"> <li>• A summary of planning or implementation status for each public and private green infrastructure project that is not also a Regulated Project as defined in Provision C.3.b.ii. (see C.3.j.ii.(2) Table B - Planned Green Infrastructure Projects).</li> <li>• A summary of how each public infrastructure project with green infrastructure potential will include green infrastructure measures to the maximum extent practicable during the permit term. For any public infrastructure project where implementation of green infrastructure measures is not practicable, submit a brief description of the project and the reasons green infrastructure measures were impracticable to implement (see C.3.j.ii.(2) Table A - Public Projects Reviewed for Green Infrastructure).</li> </ul>
<u>Background Information:</u> Describe how this provision is being implemented by your agency, including the process used by your agency to identify projects with potential for green infrastructure, if applicable. <b>The City of Brentwood is utilizing the BASMAA May 6, 2016 document, “Guidance for Identifying Green Infrastructure Potential in Municipal Capital</b>

Improvement Projects” to review its Capital Improvements Program (CIP) for Green Infrastructure opportunities.

Summary of Planning or Implementation Status of Identified Projects:

See attached Tables C.3.j.ii.(2)-A and C.3.j.ii.(2)-B for the required information.

**C.3.j.iii.(2) and (3) ► Participate in Processes to Promote Green Infrastructure**

On an annual basis, report on the goals and outcomes during the reporting year of work undertaken to participate in processes to promote green infrastructure.

*(For FY 2018-19 Annual Report only)* Submit a plan and schedule for new and ongoing efforts to participate in processes to promote green infrastructure.

Please refer to CCCWP's FY 18-19 Annual Report for: 1) a summary of efforts conducted to help regional, State, and federal agencies plan, design and fund incorporation of green infrastructure measures into local infrastructure projects, including transportation projects; and 2) a plan and schedule for new and ongoing efforts to participate in processes to promote green infrastructure.

**C.3.j.iv.(2) and (3) ► Tracking and Reporting Progress**

On an annual basis, report progress on development and implementation of methods to track and report implementation of green infrastructure measures and provide reasonable assurance that wasteload allocations for TMDLs are being met.

*(For FY 2018-19 Annual Report only)* Submit the tracking methods used and report implementation of green infrastructure measures including treated area, and connected and disconnected impervious area on both public and private parcels within their jurisdictions.

**Please refer to CCCWP's FY 18-19 Annual Report Section 3 for; a summary of methods being developed to track and report implementation of green infrastructure measures; and 2) a report on green infrastructure measures implemented to date**

**C.3.b.iv.(2) ► Regulated Projects Reporting Table (part 1) – Projects Approved During the Fiscal Year Reporting Period**

Project Name Project No.	Project Location <sup>4</sup> , Street Address	Name of Developer	Project Phase No. <sup>5</sup>	Project Type & Description <sup>6</sup>	Project Watershed <sup>7</sup>	Total Site Area (Acres)	Total Area of Land Disturbed (Acres)	Total New Impervious Surface Area (ft <sup>2</sup> ) <sup>8</sup>	Total Replaced Impervious Surface Area (ft <sup>2</sup> ) <sup>9</sup>	Total Pre- Project Impervious Surface Area <sup>10</sup> (ft <sup>2</sup> )	Total Post- Project Impervious Surface Area <sup>11</sup> (ft <sup>2</sup> )
<b>Private Projects</b>											
Tri City Plaza 'D' (Dr17-021)	Fairview Ave	Lucia Albers	N/A	Commercial	Marsh Creek	1.07	.87	32,255	700	5,450	37,705
Shops at Lone Tree Village (DR18-001)	Jeffery Way & Lone Tree Way	Tekin Associates	N/A	Commercial	Lower Marsh Creek	5.1	5.1	183,477	0	0	183,477
Terrene Phase 2 (9496)	Sand Creek Rd & Brentwood Blvd	Pulte Homes	2	Residential w/ 225 single-family homes	Lower Marsh Creek	34.9	34.9	947,323	0	0	947,323
<b>Public Projects</b>											
Comments:											

<sup>4</sup>Include cross streets

<sup>5</sup>If a project is being constructed in phases, indicate the phase number and use a separate row entry for each phase. If not, enter "NA".

<sup>6</sup>Project Type is the type of development (i.e., new and/or redevelopment). Example descriptions of development are: 5-story office building, residential with 160 single-family homes with five 4-story buildings to contain 200 condominiums, 100 unit 2-story shopping mall, mixed use retail and residential development (apartments), industrial warehouse.

<sup>7</sup>State the watershed(s) in which the Regulated Project is located. Downstream watershed(s) may be included, but this is optional.

<sup>8</sup>All impervious surfaces added to any area of the site that was previously existing pervious surface.

<sup>9</sup>All impervious surfaces added to any area of the site that was previously existing impervious surface.

<sup>10</sup>For redevelopment projects, state the pre-project impervious surface area.

<sup>11</sup>For redevelopment projects, state the post-project impervious surface area.

**C.3.b.iv.(2) ► Regulated Projects Reporting Table (part 2) –  
 Projects Approved During the Fiscal Year Reporting Period  
 (private projects)**

Project Name Project No.	Application Deemed Complete Date <sup>12</sup>	Application Final Approval Date <sup>13</sup>	Source Control Measures <sup>14</sup>	Site Design Measures <sup>15</sup>	Treatment Systems Approved <sup>16</sup>	Type of Operation & Maintenance Responsibility Mechanism <sup>17</sup>	Hydraulic Sizing Criteria <sup>18</sup>	Alternative Compliance Measures <sup>19/20</sup>	Alternative Certification <sup>21</sup>	HM Controls <sup>22/23</sup>
<b>Private Projects</b>										
Tri City Plaza 'D' (Dr17-021)	6/12/18	7/26/18	Storm Drain Stenciling	Minimize Impervious Surfaces	Bio-retention Facilities	O&M Agreement	C.3.d	N/A	N/A	Not required due to hardened channels
Shops at Lone Tree Village (DR18-001)	8/7/18	1/25/19	Storm Drain Stenciling	Minimize Impervious Surfaces	Bio-retention Facilities	O&M Agreement	C.3.d	N/A	N/A	Not required due to hardened channels
Terrene Phase 2 (9496)	9/13/18	3/29/19	Storm Drain Stenciling	Minimize Impervious Surfaces	Bio-retention Facilities	O&M Agreement	C.3.d	N/A	N/A	Not required due to hardened channels

<sup>12</sup>For private projects, state project application deemed complete date. If the project did not go through discretionary review, report the building permit issuance date.

<sup>13</sup>For private projects, state project application final discretionary approval date. If the project did not go through discretionary review, report the building permit issuance date.

<sup>14</sup>List source control measures approved for the project. Examples include: properly designed trash storage areas; storm drain stenciling or signage; efficient landscape irrigation systems; etc.

<sup>15</sup>List site design measures approved for the project. Examples include: minimize impervious surfaces; conserve natural areas, including existing trees or other vegetation, and soils; construct sidewalks, walkways, and/or patios with permeable surfaces, etc.

<sup>16</sup>List all approved stormwater treatment system(s) to be installed onsite or at a joint stormwater treatment facility (e.g., flow through planter, bioretention facility, infiltration basin, etc.).

<sup>17</sup>List the legal mechanism(s) (e.g., O&M agreement with private landowner; O&M agreement with homeowners' association; O&M by public entity, etc...) that have been or will be used to assign responsibility for the maintenance of the post-construction stormwater treatment systems.

<sup>18</sup>See Provision C.3.d.i. "Numeric Sizing Criteria for Stormwater Treatment Systems" for list of hydraulic sizing design criteria. Enter the corresponding provision number of the appropriate criterion (i.e., 1.a., 1.b., 2.a., 2.b., 2.c., or 3). **For bioretention facilities designed according to the Stormwater C.3 Guidebook criteria, enter 2.c.**

<sup>19</sup>For Alternative Compliance at an offsite location in accordance with Provision C.3.e.i.(1), on a separate page, give a discussion of the alternative compliance site including the information specified in Provision C.3.b.v.(1)(m)(i) for the offsite project.

<sup>20</sup>For Alternative Compliance by paying in-lieu fees in accordance with Provision C.3.e.i.(2), on a separate page, provide the information specified in Provision C.3.b.v.(1)(m)(ii) for the Regional Project.

<sup>21</sup>Note whether a third party was used to certify the project design complies with Provision C.3.d.

<sup>22</sup>If HM control is not required, state why not.

<sup>23</sup>If HM control is required, state control method used (e.g., method to design and size device(s) or method(s) used to meet the HM Standard, and description of device(s) or method(s) used, such as detention basin(s), bioretention unit(s), regional detention basin, or in-stream control). **For HM projects, state "IMPs per Stormwater C.3 Guidebook" if used, or "custom modeling."**



**C.3.b.iv.(2) ► Regulated Projects Reporting Table (part 2) –  
 Projects Approved During the Fiscal Year Reporting Period  
 (public projects)**

Project Name Project No.	Approval Date <sup>24</sup>	Date Construction Scheduled to Begin	Source Control Measures <sup>25</sup>	Site Design Measures <sup>26</sup>	Treatment Systems Approved <sup>27</sup>	Operation & Maintenance Responsibility Mechanism <sup>28</sup>	Hydraulic Sizing Criteria <sup>29</sup>	Alternative Compliance Measures <sup>30/31</sup>	Alternative Certification <sup>32</sup>	HM Controls <sup>33/34</sup>
Public Projects										
N/A										
Comments:										

<sup>24</sup>For public projects, enter the plans and specifications approval date.

<sup>25</sup>List source control measures approved for the project. Examples include: properly designed trash storage areas; storm drain stenciling or signage; efficient landscape irrigation systems; etc.

<sup>26</sup>List site design measures approved for the project. Examples include: minimize impervious surfaces; conserve natural areas, including existing trees or other vegetation, and soils; construct sidewalks, walkways, and/or patios with permeable surfaces, etc.

<sup>27</sup>List all approved stormwater treatment system(s) to be installed onsite or at a joint stormwater treatment facility (e.g., flow through planter, bioretention facility, infiltration basin, etc.).

<sup>28</sup>List the legal mechanism(s) (e.g., maintenance plan for O&M by public entity, etc.) that have been or will be used to assign responsibility for the maintenance of the post-construction stormwater treatment systems.

<sup>29</sup>See Provision C.3.d.i. "Numeric Sizing Criteria for Stormwater Treatment Systems" for list of hydraulic sizing design criteria. Enter the corresponding provision number of the appropriate criterion (i.e., 1.a., 1.b., 2.a., 2.b., 2.c., or 3).

<sup>30</sup>For Alternative Compliance at an offsite location in accordance with Provision C.3.e.i.(1), on a separate page, give a discussion of the alternative compliance site including the information specified in Provision C.3.b.v.(1)(m)(i) for the offsite project.

<sup>31</sup>For Alternative Compliance by paying in-lieu fees in accordance with Provision C.3.e.i.(2), on a separate page, provide the information specified in Provision C.3.b.v.(1)(m)(ii) for the Regional Project.

<sup>32</sup>Note whether a third party was used to certify the project design complies with Provision C.3.d.

<sup>33</sup>If HM control is not required, state why not.

<sup>34</sup>If HM control is required, state control method used (e.g., method to design and size device(s) or method(s) used to meet the HM Standard, and description of device(s) or method(s) used, such as detention basin(s), bioretention unit(s), regional detention basin, or in-stream control).

**C.3.h.v.(2). ► Table of Newly Installed<sup>35</sup> Stormwater Treatment Systems and Hydromodification Management (HM) Controls (Optional)**

Fill in table below or attach your own table including the same information.

Name of Facility	Address of Facility	Party Responsible <sup>36</sup> For Maintenance	Type of Treatment/HM Control(s)
Mission Grove Phase 2 (9371)	413 Baja Ct	HOA	Bio-retention facility
Magnolia (9155)	Havenwood Ct	HOA	Bio-retention facility
Palmilla Phase 2 (9332)	Bougainvilla Dr	City of Brentwood	Bio-retention facility
Maffeo (9386)	1913 Muirwood Loop	City of Brentwood	Bio-retention facility
Lafferty Amber Field (9387)	1901 Lunger Dr	City of Brentwood	Bio-retention facility

<sup>35</sup> "Newly Installed" includes those facilities for which the final installation inspection was performed during this reporting year.

<sup>36</sup> State the responsible operator for installed stormwater treatment systems and HM controls.

C.3.e.v.Special Projects Reporting Table												
Reporting Period – July 1 2018 - June 30, 2019												
Project Name & No.	Permittee	Address	Application Submittal Date <sup>37</sup>	Status <sup>38</sup>	Description <sup>39</sup>	Site Total Acreage	Gross Density DU/Acre	Density FAR	Special Project Category <sup>40</sup>	LID Treatment Reduction Credit Available <sup>41</sup>	List of LID Stormwater Treatment Systems <sup>42</sup>	List of Non-LID Stormwater Treatment Systems <sup>43</sup>
N/A	N/A	N/A	N/A	N/A	N/A	N/A	N/A	N/A	N/A	N/A	N/A	N/A

Special Projects Narrative

<sup>37</sup> Date that a planning application for the Special Project was submitted.

<sup>38</sup> Indicate whether final discretionary approval is still pending or has been granted, and provide the date or version of the project plans upon which reporting is based.

<sup>39</sup> Type of project (commercial, mixed-use, residential), number of floors, number of units, type of parking, and other relevant information.

<sup>40</sup> For each applicable Special Project Category, list the specific criteria applied to determine applicability. For each non-applicable Special Project Category, indicate n/a.

<sup>41</sup> For each applicable Special Project Category, state the maximum total LID Treatment Reduction Credit available. For Category C Special Projects also list the individual Location, Density, and Minimized Surface Parking Credits available.

<sup>42</sup>: List all LID stormwater treatment systems proposed. For each type, indicate the percentage of the total amount of runoff identified in Provision C.3.d. for the Special Project's drainage area.

<sup>43</sup>List all non-LID stormwater treatment systems proposed. For each type of non-LID treatment system, indicate: (1) the percentage of the total amount of runoff identified in Provision C.3.d. for the Special Project's drainage area, and (2) whether the treatment system either meets minimum design criteria published by a government agency or received certification issued by a government agency, and reference the applicable criteria or certification.

**C.3.j.ii.(2) ► Table A - Public Projects Reviewed for Green Infrastructure**

Project Name and Location <sup>44</sup>	Project Description	Status <sup>45</sup>	GI Included? <sup>46</sup>	Description of GI Measures Considered and/or Proposed or Why GI is Impracticable to Implement <sup>47</sup>
Brentwood Boulevard Widening North – Phase I (Havenwood Ave to Homecoming Way)	Project will continue widening roadway to two lanes in each direction and will include: two bike lanes; curbs; gutters; medians; sidewalk on east side; street lights and landscaping on each side of the roadway.	Design Phase	TBD	Bioretention cells will be considered in landscaped areas.
Priority Area 1 Infrastructure Improvements – Heidorn Ranch Rd (EBMUD Aqueduct to Sand Creek Rd Extension west of SR-4)	Existing Heidorn Ranch Rd will be replaced with a new roadway. Improvements consist of lanes with curbs, water, sewer, non-potable water, and gas lines, meandering sidewalk, and street lights.	Design Phase	TBD	Bioretention cells will be considered when street modification designs are incorporated

<sup>44</sup> List each public project that is going through your agency’s process for identifying projects with green infrastructure potential.

<sup>45</sup> Indicate status of project, such as: beginning design, under design (or X% design), projected completion date, completed final design date, etc.

<sup>46</sup> Enter “Yes” if project will include GI measures, “No” if GI measures are impracticable to implement, or “TBD” if this has not yet been determined.

<sup>47</sup> Provide a summary of how each public infrastructure project with green infrastructure potential will include green infrastructure measures to the maximum extent practicable during the permit term. If review of the project indicates that implementation of green infrastructure measures is not practicable, provide the reasons why green infrastructure measures are impracticable to implement.

**C.3.j.ii.(2) ► Table B - Planned and/or Completed Green Infrastructure Projects**

Project Name and Location <sup>48</sup>	Project Description	Planning or Implementation Status	Green Infrastructure Measures Included
John Muir Parkway Extension – Phase II	Construct two-lane road, median with landscaping, water, storm, sewer, and non-potable mains, street lights.	Construction Phase	Bioretention cells will be considered in landscaped areas.
Empire Ave Widening Phase 1	Widening the NB lane to two lanes with sidewalk, curb & gutter	Construction Phase	Bio-retention treatment and stormwater filtration manhole.

<sup>48</sup> List each planned (and expected to be funded) public and private green infrastructure project that is not also a Regulated Project as defined in Provision C.3.b.ii. Note that funding for green infrastructure components may be anticipated but is not guaranteed to be available or sufficient.

Section 4 – Provision C.4 Industrial and Commercial Site Controls

**Program Highlights and Evaluation**

Highlight/summarize activities for reporting year:

Summary:

- 1) updated facilities lists
- 2) conducting inspections
- 3) hired an Environmental Compliance Inspector to develop our Inspection program

Refer to the C.4. Industrial and Commercial Site Controls section of the countywide Program’s FY 18-19 Annual Report for a description of activities of the countywide program and/or the BASMAA Municipal Operations Committee.

**C.4.b.iii ► Potential Facilities List (i.e., List of All Facilities Requiring Stormwater Inspections)**

List below or attach your list of industrial and commercial facilities in your Inspection Plan to inspect that could reasonably be considered to cause or contribute to pollution of stormwater runoff.

**See attachment C.4.b.iii.(1) ► Potential Facilities List**

**C.4.d.iii.(2)(a) & (c) ► Facility Inspections**

Fill out the following table or attach a summary of the following information. Indicate your reporting methodology below.

<input checked="" type="checkbox"/>	Permittee reports multiple discrete potential and actual discharges at a site as one enforcement action.	
<input type="checkbox"/>	Permittee reports the total number of discrete potential and actual discharges on each site.	
		<b>Number</b>
Total number of inspections conducted (C.4.d.iii.(2)(a))		66
Violations, enforcement actions, or discreet number of potential and actual discharges resolved within 10 working days or otherwise deemed resolved in a longer but still timely manner (C.4.d.iii.(2)(c))		0
Comments:		

**C.4.d.iii.(2)(b) ▶ Frequency and Type of Enforcement Conducted**

Fill out the following table or attach a summary of the following information.

	Enforcement Action (as listed in ERP) <sup>49</sup>	Number of Enforcement Actions Taken
Level 1	Verbal Warning	2
Level 2	Notice of Violation	1
Level 3		
Level 4		
<b>Total</b>		

**C.4.d.iii.(2)(d) ▶ Frequency of Potential and Actual Non-stormwater Discharges by Business Category**

Fill out the following table or attach a summary of the following information.

Business Category <sup>50</sup>	Number of Actual Discharges	Number of Potential Discharges
Restaurant	2	0

**C.4.d.iii.(2)(e) ▶ Non-Filers**

List below or attach a list of the facilities required to have coverage under the Industrial General Permit but have not filed for coverage:

**No industries identified as non-filers during scheduled inspections during this fiscal year.**

<sup>49</sup>Agencies to list specific enforcement actions as defined in their ERPs.

<sup>50</sup>List your Program's standard business categories.

**C.4.e.iii ► Staff Training Summary**

Training Name	Training Dates	Topics Covered	No. of Industrial/ Commercial Site Inspectors in Attendance	Percent of Industrial/ Commercial Site Inspectors in Attendance	No. of IDDE Inspectors in Attendance	Percent of IDDE Inspectors in Attendance
Commercial /Industrial Stormwater Inspection Training Workshop	May 16, 2019	<ul style="list-style-type: none"> <li>• Using Your SMARTS: Overview of the Stormwater Multiple Application and Reporting System</li> <li>• Hazardous Materials and Adapting to Rising Tides</li> <li>• Administrative Inspection Warrants</li> <li>• Regulatory Overview: Identifying and Reporting Non-Compliance</li> <li>• How Stormwater Impacts Creek Health</li> </ul>	2	100%	2	100%
Comments:						



Section 5 – Provision C.5 Illicit Discharge Detection and Elimination

**Program Highlights and Evaluation**

**Highlight/summarize activities for reporting year:**

Provide background information, highlights, trends, etc.

Summary:  
 The City of Brentwood’s Illicit Discharge Detection and Elimination activity for the reporting year was consistent with previous years.

1. We annually clean out the trash capture devices, and inspect and clean the storm drain inlets and creek outlets.
2. We maintain a list of grease prone sewer lines that we clean out quarterly to ensure they do not cause Sanitary Sewer Overflows (SSO’s) into the stormwater system.
3. We participated in the CCCWP Municipal Operations Committee.

Refer to the C.5 Illicit Discharge Detection and Elimination section of countywide program’s FY 18-19 Annual Report for description of activities at the countywide or regional level.

**C.5.c.iii ► Complaint and Spill Response Phone Number**

Summary of any changes made during FY 18-19:  
**No Change.**

**C.5.d.iii.(1), (2), (3) ► Spill and Discharge Complaint Tracking**

Spill and Discharge Complaint Tracking (fill out the following table or include an attachment of the following information)

	Number
Discharges reported (C.5.d.iii.(1))	26
Discharges reaching storm drains and/or receiving waters (C.5.d.iii.(2))	2
Discharges resolved in a timely manner (C.5.d.iii.(3))	26

Comments:  
 We have maintained our S.O.P’s (Standard Operating Procedures) for overflows/discharges and have a step by step plan that helps eliminate any sanitary sewer overflows (SSO), chemical spills, etc. from reaching our storm water system. This plan could involve anything from sand bags around a catch basin to eliminate a small amount of discharge from entering the storm drain system to plugging a line that has a larger spill that reached the storm drain system and eliminating it from reaching the creek. Fortunately, the vast majority of Brentwood’s storm drain lines are

discharged to detention basins. Due to evaporation, infiltration and the region’s relatively mild rainy seasons, discharges rarely leave the detention basin. Additionally, Brentwood has over 100 various treatment systems upstream of the storm drain infrastructure which prevents potential contaminants from entering the receiving waters. These include bio-retention facilities, hydro dynamic separators, full trash capture devices and inlet filter inserts.

**C.5.e.iii.(2) ► Control of Mobile Sources**

(a) Provide changes to your agency’s minimum standards and BMPs for each of the various types of mobile businesses since the 2017 Annual Report (C.5.e.iii.(2)(a))

Please refer to CCCWP’s FY 2018/19 Annual Report for subsections (a) – (d) and (f).

(b) Provide changes to your agency’s enforcement strategy for mobile businesses (C.5.e.iii.(2)(b))

(c) Provide minimum standards and BMPs developed for additional types of mobile businesses addressed since 2017 Annual Report (C.5.e.iii.(2)(c))

(d) Provide a list and summary of the specific outreach events and education conducted to each type of mobile business operating within your jurisdiction during the Permit term (C.5.e.iii.(2)(d)):

(e) Discuss inspections conducted at mobile businesses and/or job sites (C.5.e.iii.(2)(e))

**Inspections are conducted in response to reported complaints.**

(f) List below or attach the list of mobile businesses operating within your agency’s jurisdiction (C.5.e.iii.(2)(f))

(g) Discuss enforcement actions taken against mobile businesses during the Permit term (C.5.e.iii.(2)(g))

**No enforcement actions taken.**

**C.5.f.iii ► MS4 Map Availability**

Discuss how you make your MS4 map available to the public and how you publicize the availability of the MS4 map.

Anyone can access our MS4 map from the City website "Map View" by turning on the "Storm" layer:

<https://gis.brentwoodca.gov/html5/external.html>

Section 6 – Provision C.6 Construction Site Controls

C.6.e.iii.(3)(a), (b), (c), (d) ► Site/Inspection Totals			
Number of active Hillside Sites (sites disturbing < 1 acre of soil requiring storm water runoff quality inspection) (C.6.e.iii.3.a)	Number of High Priority Sites (sites disturbing < 1 acre of soil requiring storm water runoff quality inspection) (C.6.e.iii. 3.c)	Number of sites disturbing ≥ 1 acre of soil (C.6.e.iii.3.b)	Total number of storm water runoff quality inspections conducted (include only Hillside Sites, High Priority Sites and sites disturbing 1 acre or more) (C.6.e.iii. 3.d)
0	0	15	110
Comments: <b>110 inspection logs for monthly documentation, however inspections were conducted daily which means there were many more inspections.</b>			
Provide the number of inspections that are conducted at sites not within the above categories as part of your agency's inspection program and a general description of those sites, if available or applicable. <b>Does not Apply.</b>			

C.6.e.iii.(3)(e) ► Construction Related Storm Water Enforcement Actions		
	Enforcement Action (as listed in ERP) <sup>51</sup>	Number Enforcement Actions Issued
Level 1 <sup>52</sup>	Verbal Warning	2
Level 2		0
Level 3		0
Level 4		0
<b>Total</b>		<b>2</b>

<sup>51</sup>Agencies should list the specific enforcement actions as defined in their ERPs.

<sup>52</sup>For example, Enforcement Level 1 may be Verbal Warning.

**C.6.e.iii.(3)(f), ► Illicit Discharges**

	Number
Number of illicit discharges, actual and those inferred through evidence at hillside sites, high priority sites and sites that disturb 1 acre or more of land (C.6.e.iii. 3.f)	0

**C.6.e.iii.(3)(g) ► Corrective Actions**

Indicate your reporting methodology below.	
<input checked="" type="checkbox"/>	Permittee reports multiple discrete potential and actual discharges at a site as one enforcement action.
<input type="checkbox"/>	Permittee reports the total number of discrete potential and actual discharges on each site.
	Number
<b>Enforcement actions or discrete potential and actual discharges fully corrected within 10 business days after violations are discovered</b> or otherwise considered corrected in a timely period (C.6.e.iii. .3.g)	0
Comments:	

**C.6.e.iii.(4) ► Evaluation of Inspection Data**

Describe your evaluation of the tracking data and data summaries and provide information on the evaluation results (e.g., data trends, typical BMP performance issues, comparisons to previous years, etc.).
Description: <b>Our typical performance issues represent isolated incidents. They are dealt with quickly through relationships with owners as indicated above.</b>

**C.6.e.iii.(4) ► Evaluation of Inspection Program Effectiveness**

Describe what appear to be your program’s strengths and weaknesses, and identify needed improvements, including education and outreach.
Description: <b>The City of Brentwood construction inspectors are conducting comprehensive inspections of construction sites with up-to-date forms, evaluating the effectiveness of the BMP’s in the six categories listed in Provision C.6.c.i.</b> <b>The City of Brentwood’s strengths lie in our proactive approach to training, education and public outreach. Additionally, our construction inspectors are out on all active construction projects on a daily basis and are trained to be observant of all necessary stormwater BMP’s while travelling through every site. While these inspections occur daily, they are not commonly documented any more frequently than monthly, during storm events or when non-compliances occur. Improvements may include the need for additional stormwater enforcement staff who currently concentrates on general code violations. Current staffing levels have necessitated diversification of duties as dictated by management priorities. The City of Brentwood participated in the CCCWP’s Development, Municipal Operations/Trash Committees, and Stormwater Inspection Group.</b>

Refer to the C.6 Construction Site Control section of countywide program’s FY 18-19 Annual Report for a description of activities at the countywide or regional level.

**C.6.f.iii ► Staff Training Summary**

Training Name	Training Dates	Topics Covered	No. of Inspectors in Attendance
N/A	N/A	N/A	N/A

**Section 7 – Provision C.7. Public Information and Outreach**

**C.7.b.i.1 ► Outreach Campaign**

Summarize outreach campaign. Include details such as messages, creative developed, and outreach media used. The detailed outreach campaign report may be included as an attachment. If outreach campaign is being done by participation in a countywide or regional program, refer to the separate countywide or regional Annual Report.

Summary:

**Refer to Countywide Program’s Annual Report.**

**C.7.c. Stormwater Pollution Prevention Education**

**No Change.**

**C.7.d ► Public Outreach and Citizen Involvement Events**

Describe general approach to event selection. Provide a list of outreach materials and giveaways distributed.  
 Use the following table for reporting and evaluating public outreach events  
 Refer to the Countywide Program’s Public Information and Outreach section for a description of events.

Event Details	Description (messages, audience)	Evaluation of Effectiveness
<b>Annual City of Brentwood Public Works Open House. May 21, 2019. Primary participants include BUSD 3rd grade classes as well as the general public</b>	<b>Open house for public and 3rd graders. Stormwater Booth with Demonstration of County Watershed Model including student involvement in creating and mock pollution. Discussions on what is and is not allowed to go down the storm drain. Completion of a multiple choice quiz. CWP embossed pencils and rulers were handed out.</b>	<b>Total number reached 950 including students and teachers, chaperones and public.</b>
<b>Marsh Creek Clean-Up Day. September 15, 2018</b>	<b>Joint participation with The Friends of Marsh Creek and City Staff to pick up trash along Marsh Creek. Staff also provided dumpsters and hauled away trash.</b>	<b>Local community residents and groups participated. A total of 2,740 gal of trash/recyclables removed along 10 miles of creek bed. Approximately 184 volunteers.</b>
<b>Trash Hot Spot Clean Ups, August 27, 2018 and October 15, 2018</b>	<b>A local high school assisted City staff to pick up, characterize and assess trash at two Hot Spots along Marsh Creek. The City secured the County Flood Control permit and indemnification/Insurance details, valid for 2 years.</b>	<b>2 City engineers and 6 student/teacher volunteers from Independence High School participated. Assessment of the City’s Hot Spots helps to monitor the effectiveness of trash reduction control measures. 1.14 CY of trash was removed.</b>



**C.7.e. ► Watershed Stewardship Collaborative Efforts**

Summarize watershed stewardship collaborative efforts and/or refer to a regional report that provides details. Describe the level of effort and support given (e.g., funding only, active participation etc.). State efforts undertaken and the results of these efforts. If this activity is done regionally refer to a regional report.

Evaluate effectiveness by describing the following:

- Efforts undertaken
- Major accomplishments

Summary:

**Countywide program staff will provide a summary of efforts conducted at the countywide or regional level.**

**C.7.f. ► School-Age Children Outreach**

Summarize school-age children outreach programs implemented. A detailed report may be included as an attachment.

Use the following table for reporting school-age children outreach efforts.

**Refer to the C.7 Section of the countywide program’s FY 18-19 Annual Report (if applicable) for a description of School-age Children Outreach efforts conducted at the countywide level.**

Program Details	Focus & Short Description	Number of Students/Teachers reached	Evaluation of Effectiveness
Annual City of Brentwood Public Works Open House. May 21, 2019. Primary participants include BUSD 3rd grade classes as well as the general public	Open house for public and 3rd graders from Brentwood Union School District. Stormwater Booth with Demonstration of County Watershed Model including student involvement in creating and identifying sources and destination of mock pollution. Discussions on what is and is not allowed to go down the storm drain. Completion of a multiple choice quiz. Clean Water Program embossed pencils and rulers were handed out. Other activities included: Equipment demonstrations, informational booths. Educational scavenger hunt. Backhoe	Total number reached 950 including students and teachers, chaperones and public.	A questionnaire was provided to each student and the answers were available from the information provided at each booth. Informational giveaways such as pencils, stickers, refrigerator magnet clips, reusable grocery bags and small toys were provided to students at most booths.

	<p>competition event. Ecological Entertainment – recycling, water conservation and wastewater education. GIS – locate your street interactive game. Equipment displays. Water source to tap demonstration. Water Conservation &amp; water meter reading. Camera Truck/Jetting demonstration. Water quality Laboratory demonstrations. Refuse truck with recycling information. Fleet shop w/refuse truck on portable jack display. Walk through a work zone interactive traffic safety.</p>		
<p>Environmental assemblies for 5th grade classes in Brentwood Union School District</p>	<p>45 minute assembly focusing on: reducing waste by buying and using less, how to properly recycle at home and school, what natural resources are and how we can protect them. how to conserve, protect, and respect water, how water gets from the source to Brentwood homes and schools, basic principles of Ecology and the interconnectedness of life on Earth, Wastewater – what not to put down the drain.</p>	<p>Total number reached approximately 1000 students and teachers.</p>	<p>Teachers and school administrative staff have stated how they and the students now have a better understanding of recycling, water conservation, and what can go down the drain. The School Recycling program continues to be productive with a recycling load contamination rate of less than 1%. Keeping 127.10 tons of recyclable materials from the land fill and potential pollution.</p>
<p>Science Day - 8th grade classes in Brentwood Union School District.</p>	<p>One class period for all 8th graders on “How they affect the Environment” based on Recycling, Water Conservation &amp; what can go into the wastewater system. Including lab on simulated wastewater – temperature, turbidity, pH and dissolved oxygen.</p>	<p>Approximately 1100 students.</p>	<p>Program feedback – Received during the day of the event. Brought a relevant understanding on how each individual can affect their community through everyday actions.</p>

Section 9 – Provision C.9 Pesticides Toxicity Controls

**C.9.a. ► Implement IPM Policy or Ordinance**

Is your municipality implementing its IPM Policy/Ordinance and Standard Operating Procedures?	<input checked="" type="checkbox"/>	Yes	<input type="checkbox"/>	No
---	-------------------------------------	-----	--------------------------	----

If no, explain:

Report implementation of IPM BMPs by showing trends in quantities and types of pesticides used, and **suggest reasons for increases in use of pesticides that threaten water quality**, specifically organophosphates, pyrethroids, carbamates fipronil, indoxacarb, diuron, and diamides. A separate report can be attached as evidence of your implementation.

**Trends in Quantities and Types of Pesticide Active Ingredients Used<sup>53</sup>**

Pesticide Category and Specific Pesticide Active Ingredient Used	Amount <sup>54</sup>					
	FY 15-16	FY 16-17	FY 17-18	FY 18-19	FY 19-20	FY 20-21
<b>Organophosphates</b>	0	0	0	0		
Active Ingredient Chlorpyrifos						
Active Ingredient Diazinon						
Active Ingredient Malathion						
<b>Pyrethroids (see footnote #57 for list of active ingredients)</b>	0	0	0	0		
Active Ingredient Type X						
Active Ingredient Type Y						
<b>Carbamates</b>	0	0	0	0		
Active Ingredient Carbaryl						
Active Ingredient Aldicarb						
<b>Fipronil</b>	0	0	0	0		
Pesticide Category and Specific Pesticide Active Ingredient Used	Amount					
	FY 15-16	FY 16-17	FY 17-18	FY 18-19	FY 19-20	FY 20-21

<sup>53</sup>Includes all municipal structural and landscape pesticide usage by employees and contractors.

<sup>54</sup>Weight or volume of the active ingredient, using same units for the product each year. Please specify units used. The active ingredients in any pesticide are listed on the label. The list of active ingredients that need to be reported in the pyrethroids class includes: metofluthrin, bifenthrin, cyfluthrin, beta-cyfluthrin, cypermethrin, deltamethrin, esfenvalerate, lambdacyhalothrin, and permethrin.

Indoxacarb	Reporting not required in FY 15-16	0	0	0		
Diuron	Reporting not required in FY 15-16	0	0	0		
Diamides	Reporting not required in FY 15-16	0	0	0		
Active Ingredient Chlorantraniliprole						
Active Ingredient Cyantraniliprole						
Reasons for increases in use of pesticides that threaten water quality: N/A						
IPM Tactics and Strategies Used:  Educated staff and building occupants on their roles in pest management (maintaining good sanitation by not eating at their desks, putting food stored at work in ant- and rodent-proof containers, putting food waste into central garbage can, wiping up spills). City of Brentwood Standards call for preventative actions such as sealing holes and gaps in structures, improving sanitation, cutting back tree branches and bushes that are touching buildings and providing pathways for rodent and ants to access the structure.						

**C.9.b ▶ Train Municipal Employees**

Enter the number of employees that applied or used pesticides (including herbicides) within the scope of their duties this reporting year.	19
Enter the number of these employees who received training on your IPM policy and IPM standard operating procedures within this reporting year.	19
Enter the percentage of municipal employees who apply pesticides who have received training in the IPM policy and IPM standard operating procedures within this reporting year.	100
Type of Training: <b>In house trainer conducts the annual training. Training meets county requirements and City IPM.</b>	

<b>C.9.c ▶ Require Contractors to Implement IPM</b>				
Did your municipality contract with any pesticide service provider in the reporting year, for either landscaping or structural pest control?	X	Yes		No
If yes, did your municipality evaluate the contractor's list of pesticides and amounts of active ingredients used?	X	Yes		No,
<p>If your municipality contracted with any pesticide service provider, briefly describe how contractor compliance with IPM Policy/Ordinance and SOPs was monitored</p> <p><b>The Landscape Maintenance RFP requires all of our contractors to provide us with their respective company's IPM Program. These typically mirror our own IPM program since the contractors use much of the information that is in our IPM. For instance:</b></p> <ul style="list-style-type: none"> <li>-Submit Monthly Use Reports to Contra Costa County of all pesticides and amounts used.</li> <li>-Provide annual training for all applicators. On-going training throughout the year is also provided.</li> <li>-Maintain proper licensing, permits and all requirements of State and local agencies</li> <li>-Use "Best Management Practices" (BMP's) to keep chemical and herbicide use to the minimum required to do the job.</li> <li>-Follow all safety and application procedures provided by the Department of Pesticide Regulations (DPR). Reducing the risk of harm to applicators, citizens and the environment.</li> </ul> <p>The City keeps copies of the IPM Programs at all times and will review them with the respective contractors as needed. Parks Supervisors meet with the contractors on a weekly basis to review work orders and the scheduling of operational tasks. If the schedule calls out any herbicide or pesticide applications, then both parties will review what is the target and what is the application. In addition, the Landscape Maintenance contracts are Outcome Based Contracts and the Parks Supervisors have the ability to write Out of Compliance Notices to any contractor that is found not following City Standards, and with multiple offenses, can eventually lead to monetary penalties. Also, the Parks and Recreation Department is responsible for publishing an Annual Report that includes a section on herbicide/pesticide annual use by all Parks contractors.</p>				

<b>C.9.d ▶ Interface with County Agricultural Commissioners</b>				
Did your municipality communicate with the County Agricultural Commissioner to: (a) get input and assistance on urban pest management practices and use of pesticides or (b) inform them of water quality issues related to pesticides,	X	Yes		No

If yes, summarize the communication. If no, explain.

Refer to the CCCWP's FY 2018/19 Annual Report, Section C.9 Pesticide Toxicity Controls for a summary of the CCCWP's communication with Contra Costa County Agricultural Commissioner.

Did your municipality report any observed or citizen-reported violations of pesticide regulations (e.g., illegal handling and applications of pesticides) associated with stormwater management, particularly the California Department of Pesticide Regulation (DPR) surface water protection regulations for outdoor, nonagricultural use of pyrethroid pesticides by any person performing pest control for hire.

	Yes	X	No
--	-----	---	----

If yes, provide a summary of improper pesticide usage reported to the County Agricultural Commissioner and follow-up actions taken to correct any violations. A separate report can be attached as your summary.

**C.9.e.ii (1) ► Public Outreach: Point of Purchase**

Provide a summary of public outreach at point of purchase, and any measurable awareness and behavior changes resulting from outreach (here or in a separate report); **OR** reference a report of a regional effort for public outreach in which your agency participates.

Summary:

See the C.9 Pesticides Toxicity Control section of Countywide Program's FY 18-19 Annual Report for information on point of purchase public outreach conducted countywide and regionally.

**C.9.e.ii (2) ► Public Outreach: Pest Control Contracting Outreach**

Provide a summary of outreach to residents who use or contract for structural pest control and landscape professionals); **AND/OR** reference a report of a regional effort for outreach to residents who hire pest control and landscape professionals in which your agency participates.

Summary:

See the C.9 Pesticides Toxicity Control section of Countywide Program's FY 18-19 Annual Report for information on point of purchase public outreach conducted countywide and regionally.

**C.9.e.ii.(3) ► Public Outreach: Pest Control Operators**

Provide a summary of public outreach to pest control operators and landscapers and reduced pesticide use (here or in a separate report); **AND/OR** reference a report of a regional effort for outreach to pest control operators and landscapers in which your agency participates.

Summary:

See the C.9 Pesticides Toxicity Control section of Program's FY 18-19 Annual Report for a summary of our participation in and contributions towards countywide and regional public outreach to pest control operators and landscapers to reduce pesticide use.

**C.9.f ► Track and Participate in Relevant Regulatory Processes**

Summarize participation efforts, information submitted, and how regulatory actions were affected; **AND/OR** reference a regional report that summarizes regional participation efforts, information submitted, and how regulatory actions were affected.

Summary:

**During FY 18-19, we participated in regulatory processes related to pesticides through contributions to the countywide Program, BASMAA and CASQA. For additional information, see the Regional Report submitted by BASMAA on behalf of all MRP Permittees.**

**C.9.g. ► Evaluate Implementation of Pesticide Source Control Actions**

*(For FY 18-19 Annual Report only)* Submit an evaluation that assesses; 1) the effectiveness of IPM efforts required in Provisions C.9.a-e and g, 2) a discussion of any improvements made in the past five years; 3) any changes in water quality regarding pesticide toxicity in urban creeks; and 4) a brief description of one or more pesticide-related area(s) the Permittee will focus on enhancing during the subsequent permit term.

Summary:

**See Section C.9 Pesticides Toxicity Control of CCCWP's FY 18-19 Annual Report for an evaluation of the effectiveness of source control measures implemented, and changes in water quality regarding pesticide toxicity in urban creeks.**

**Additionally, refer to Section C.9 Pesticides Toxicity Control of the CCCWP's FY 18-19 Annual Report on improvements made to IPM Program in the past five years (FY 14 –15 to FY 18-19) and pesticide related actions to enhance during the next permit term.**

Section 10 - Provision C.10 Trash Load Reduction

<b>C.10.a.i ► Trash Load Reduction Summary</b>	
For population-based Permittees, provide the overall trash reduction percentage achieved to-date within the jurisdictional area of your municipality that generates problematic trash levels (i.e., Very High, High or Moderate trash generation). Base the reduction percentage on the information presented in C.10.b i-iv and C.10.e.i-ii. Provide a discussion of the calculation used to produce the reduction percentage	
<b>Trash Load Reductions</b>	
Percent Trash Reduction in All Trash Management Areas (TMAs) due to <b>Trash Full Capture Systems</b> (as reported C.10.b.i)	0.1%
Percent Trash Reduction in all TMAs due to <b>Control Measures Other than Trash Full Capture Systems</b> (as reported in C.10.b.ii) <sup>55</sup>	86.0%
Percent Trash Reduction due to <b>Jurisdictional-wide Source Control Actions</b> (as reported in C.10.b.iv)	
<b>SubTotal for Above Actions</b>	<b>86.1%</b>
<b>Trash Offsets (Optional)</b>	
Offset Associated with Additional Creek and Shoreline Cleanups (as reported in C.10.e.i)	
Offset Associated with Direct Trash Discharges (as reported in C.10.e.ii)	
<b>Total (Jurisdictional-wide) % Trash Load Reduction through FY 2018-19</b>	<b>86.1%</b>
Discussion of Trash Load Reduction Calculation and Attainment of the 80% Mandatory Deadline: The City of Brentwood is using full capture systems to achieve full compliance. The City has been using the Collector App tool for visual assessments in the TMAs.	
Trash Full Capture Map attached (Attachment 10-1).	

<sup>55</sup> See Appendix 10-1 for changes between 2009 and FY 18-19 in trash generation by TMA as a result of Full Capture Systems and Other Measures.



**C.10.a.iii ► Mandatory Trash Full Capture Systems**

Provide the following:		
1) Total number and types of full capture systems (publicly and privately-owned) installed prior to FY 18-19, during FY 18-19, and to-date, including inlet-based and large flow-through or end-of-pipe systems, and qualifying low impact development (LID) required by permit provision C.3.		
2) Total land area (acres) treated by full capture systems for population-based Permittees and total number of systems for non-population based Permittees compared to the total required by the permit.		
Type of System	# of Systems	Areas Treated (Acres)
<b>Installed in FY 18-19</b>		
N/A	0	0
<b>Installed Prior to FY 18-19</b>		
Connector Pipe Screens	2	0
Baskets	0	1
HDS Units	83	950
GSRDs	1	250
<b>Total for all Systems Installed To-date</b>	<b>86</b>	<b>1200</b>
<b>Treatment Acreage Required by Permit (Population-based Permittees)</b>		<b>64</b>
<b>Total # of Systems Required by Permit (Non-population-based Permittees)</b>		

**C.10.b.i ► Trash Reduction - Full Capture Systems**

Provide the following:

- 1) Jurisdictional-wide trash reduction in FY 18-19 attributable to trash full capture systems implemented in each TMA;
- 2) The total number of full capture systems installed to-date in your jurisdiction;
- 3) The percentage of systems in FY 18-19 that exhibited significant plugged/blinded screens or were >50% full when inspected or maintained;
- 4) A narrative summary of any maintenance issues and the corrective actions taken to avoid future full capture system performance issues; and
- 5) A certification that each full capture system is operated and maintained to meet the full capture system requirements in the permit.

TMA	Jurisdiction-wide Reduction (%)	Total # of Full Capture Systems	% of Systems Exhibiting Plugged/Blinded Screens or >50% full in FY 18-19	Summary of Maintenance Issues and Corrective Actions
1		86	0	The Gross Solids Removal Device (GSRD) StormFlo Screen (72" Interceptor) tends to collect an excessive amount of leaves which clog the screens. City Operations staff inspects/cleans out this device 2-3 times per year to minimize flows from bypassing the weir.
2				
3	0.1			
4				
5				
6				
7				
<b>Total</b>	<b>0.1</b>			

**Certification Statement:** The City of Brentwood certifies that a full capture system maintenance and operation program is currently being implemented to maintain all applicable systems in manner that meets the full capture system requirements included in the Permit.

**C.10.b.ii ► Trash Reduction – Other Trash Management Actions (PART A)**

Provide a summary of trash control actions other than full capture systems or jurisdictional source controls that were implemented within each TMA, including the types of actions, levels and areal extent of implementation, and whether actions are new, including initiation date.

TMA	Summary of Trash Control Actions Other than Full Capture Systems
1	<ul style="list-style-type: none"> <li>• <b>Enhanced street sweeping enabled by jurisdictional land transfer of Brentwood Blvd. from the State to the City of Brentwood.</b></li> <li>• <b>Anti-littering and Illegal Dumping Enforcement.</b></li> <li>• <b>Public Education and Outreach Programs Targeted at Trash Reduction and Implemented post-MRP Adoption</b></li> <li>• <b>Construction North Brentwood Blvd Beautification project with a landscape median and lane widening. Maintenance of this landscaping will ensure frequent trash pick-up.</b></li> <li>• <b>Completion of new City owner and operated solid waste transfer station. This fully enclosed facility allows trash to be dropped to waiting transfer trucks staged on the bottom level. The pre-existing outdoor facility was exposed to wind and water elements with a high susceptibility to carry trash off-site.</b></li> </ul>
2	<ul style="list-style-type: none"> <li>• <b>Enhanced street sweeping enabled by jurisdictional land transfer of Brentwood Blvd. from the State to the City of Brentwood.</b></li> <li>• <b>Anti-littering and Illegal Dumping Enforcement</b></li> </ul>
3	<ul style="list-style-type: none"> <li>• <b>Enhanced street sweeping enabled by jurisdictional land transfer of Brentwood Blvd. from the State to the City of Brentwood.</b></li> <li>• <b>Anti-littering and Illegal Dumping Enforcement</b></li> </ul>
4	<ul style="list-style-type: none"> <li>• <b>Enhanced street sweeping enabled by jurisdictional land transfer of Brentwood Blvd. from the State to the City of Brentwood.</b></li> <li>• <b>Anti-littering and Illegal Dumping Enforcement</b></li> <li>• <b>Inspection and outreach with property owners in TMA</b></li> </ul>
5	<ul style="list-style-type: none"> <li>• <b>Elimination of High School from TMA as non-jurisdictional</b></li> </ul>
6	<ul style="list-style-type: none"> <li>• <b>Hot spots are under county jurisdiction and receive trash from medium, high and non-jurisdictional public school trash generating areas</b></li> <li>• <b>Trash regularly picked up in creek and banks through Friends of Marsh Creek Watershed volunteer activities</b></li> </ul>
7	<ul style="list-style-type: none"> <li>• <b>This is a 100% Low trash generation TMA.</b></li> <li>• <b>Full LID mandated with all new construction</b></li> <li>• <b>The City of Brentwood stopped permitting storm water and sanitary sewer drains in trash enclosures, trash compactor areas and loading docks to eliminate trash and contaminated liquid residue discharges from items such as fluorescent light tubes, batteries, medicine, transformers, etc. Drainage from these areas is now conducted to either a bio-retention area or a grease interceptor.</b></li> </ul>

**Summary of Trash Control Measures Other than Full Capture Devices:**

- **Street Sweeping:** Include a description of any enhancements or new actions implemented after the MRP 1.0 effective date (i.e., December 2009). Identify portions of the TMA where enhanced street sweeping (i.e., increased sweeping frequency) and parking enforcement above 2009 levels was implemented.

- **On-land Cleanup:** Include a description of on-land cleanup activities that began after the MRP 1.0 effective date (i.e., December 2009) and continued into FY 18-19, including any enhancements or new actions implemented in FY 18-19. Describe if these actions are Permittee or volunteer-led.
- **Partial Capture Devices:** Provide a description of devices installed after the MRP 1.0 effective date (i.e., December 2009). Describe the level of maintenance conducted per device types.
- **Storm Drain Inlet Cleaning:** Describe storm drain inlet maintenance activities implemented after the MRP 1.0 effective date (i.e., December 2009) and continued in FY 18-19, including any enhancements or new maintenance activities implemented in FY 18-19. For new/enhanced actions, include the number of inlets where enhanced maintenance occurred, and the increased frequency of maintenance.
- **Uncovered Loads:** Describe activities designed to reduce trash from uncovered loads that began after the MRP 1.0 effective date (i.e., December 2009) and continued in FY 18-19, including any enhancements or new actions implemented in FY 18-19. Describe the types of actions implemented including new or redirected enforcement efforts to increase the focus towards new or enhanced actions.
- **Anti-littering and illegal dumping enforcement activities:** Describe anti-littering and illegal dumping enforcement activities began after to the MRP 1.0 effective date (i.e., December 2009) and continued in FY 18-19, and any enhancements or new actions implemented in FY 18-19. Include any new or redirected enforcement efforts to increase the focus towards new or enhanced actions. Describe the number of citations or other correction actions accomplished this year, and compare with previous years. Indicate how anti-littering and illegal dumping enforcement records are kept, and how they may be retrieved for audit.
- **Improved Trash Bin/Container Management:** Describe activities designed to improve trash bin/container management that began after the MRP1.0 effective date (i.e., December 2009) and continued in FY 18-19, and any enhancements or new actions implemented in FY 18-19. Include any new or redirected efforts to increase the focus towards these new or enhanced actions.
- **Other Types of Actions:** Describe activities designed after the MRP effective date (i.e., December 2009) and continued in FY 18-19, and any enhancements or new (post December 2009 effective date) actions implemented in FY 18-19.

**C.10.b.ii ► Trash Reduction – Other Trash Management Actions (PART B)**

Provide the following:

- 1) A summary of the on-land visual assessments in each TMA (or control measure area), including the street miles or acres available for assessment (i.e., those associated with VH, H, or M trash generation areas not treated by full capture systems), the street miles or acres assessed, the % of available street miles or acres assessed, and the average number of assessments conducted per site within the TMA; and
- 2) Percent jurisdictional-wide trash reduction in FY 18-19 attributable to trash management actions other than full capture systems implemented in each TMA; OR
- 3) Indicate that no on-land visual assessments were performed.

If no on-land visual assessments were performed, check here  and state why:

Explanation:

TMA ID <i>or (as applicable)</i> Control Measure Area	Total Street Miles <sup>56</sup> or Acres Available for Assessment	Summary of On-land Visual Assessments			Jurisdictional-wide Reduction (%)
		Street Miles or Acres Assessed	% of Available Street Miles or Acres Assessed	Avg. # of Assessments Conducted at Each Site	
1	0.22	0.05	21.62	3	30.9
2	1.54	0.33	21.53	3	16.4
3	3.07	0.57	18.52	3	38.5
4	0.01	0.00	0.00	0	0.0
5	0.12	0.05	38.64	3	0.2
6*	0.00	NA	NA	NA	0.0
7*	0.00	NA	NA	NA	0.0
<b>Total</b>		1.0	20.0	12	86.0

\* TMAs are entirely comprised of low trash generating area, under full trash capture, or non-jurisdictional; and assessments are not required.

<sup>56</sup> Linear feet are defined as the street length and do not include street median curbs.

**C.10.b.iv ► Trash Reduction – Source Controls**

Provide a description of each jurisdictional-wide trash source control action implemented to-date. For each control action, identify the trash reduction evaluation method(s) used to demonstrate on-going reductions, summarize the results of the evaluation(s), and estimate the associated reduction of trash within your jurisdictional area. Note: There is a maximum of 10% total credit for source controls.

Source Control Action	Summary Description & Dominant Trash Sources and Types Targeted	Evaluation/Enforcement Method(s)	Summary of Evaluation/Enforcement Results To-date	% Reduction
N/A	N/A	N/A	N/A	N/A

**C.10.b.v ► Trash Reduction – Receiving Water Monitoring**

Report on the progress of developing and testing your agency’s trash receiving water monitoring program.

Development and testing of the trash receiving water monitoring program is occurring through a regional project coordinated through the Bay Area Stormwater Management Agencies Association (BASMAA) and in coordination with the Trash Monitoring Methods Project, California Ocean Protection Council and State Water Board project that is being administered via the Southern California Coastal Water Research Project (SCCWRP) and San Francisco Bay Estuary Institute (SFEI). Consistent with MRP requirements, a preliminary report describing data results and findings to-date was submitted to the Water Board via BASMAA on July 1, 2019 on behalf of all Permittees. The final report for the development and testing of the Bay Area trash receiving water monitoring program will be submitted by BASMAA by July 1, 2020, consistent with the MRP requirements, following peer review.

**C.10.c ► Trash Hot Spot Cleanups**

Provide the FY 18-19 cleanup date and volume of trash removed during each MRP-required Trash Hot Spot cleanup during each fiscal year listed. Indicate whether the site was a new site in FY 18-19.

Trash Hot Spot	New Site in FY 18-19 (Y/N)	FY 18-19 Cleanup Date(s)	Volume of Trash Removed (cubic yards)				
			FY 2014-15	FY 2015-16	FY 2016-17	FY 2017-18	FY 2018-19
1	N	8/27/2018	3.33	2.67	6.0	0.78	0.25
2	N	8/15/2018	0.76	1.19	1.0	1.0	**
3a*	N		N/A	N/A	6.4	4.6	N/A
3b*	Y	10/15/2018	N/A	N/A	N/A	N/A	0.30

\*no visible trash at 3a to cleanup, chose new site 3b.

**C.10.d ► Long-Term Trash Load Reduction Plan**

Provide descriptions of significant revisions made to your Long-term Trash Load Reduction Plan submitted to the Water Board in February 2014. Describe significant changes made to primary or secondary trash management areas (TMA), baseline trash generation maps, control measures, or time schedules identified in your plan. Indicate whether your baseline trash generation map was revised and if so what information was collected to support the revision. If your baseline trash generation map was revised, attach it to your Annual Report.

Description of Significant Revision	Associated TMA
Public schools have been reclassified as a non-jurisdictional land use. A revised Baseline Trash Generation Rate map was submitted and is attached to the annual report to show this reclassification.	5

**C.10.e. ► Trash Reduction Offsets (Optional)**

Provide a summary description of each offset program implemented, the volume of trash removed, and the offset claimed in FY 18-19. Also, for additional creek and shoreline cleanups, describe the number and frequency of cleanups conducted, and the locations and cleanup dates. For direct discharge control programs approved by the Water Board Executive Officer, also describe the results of the assessments conducted in receiving waters to demonstrate the effectiveness of the control program. Include an Appendix that provides the calculations and data used to determine the trash reduction offset.

Offset Program	Summary Description of Actions and Assessment Results	Volume of Trash (CY) Removed/Controlled in FY 18-19	Offset (% Jurisdiction-wide Reduction)
Additional Creek and Shoreline Cleanups (Max 10% Offset)	N/A	N/A	N/A
Direct Trash Discharge Controls (Max 15% Offset)	N/A	N/A	N/A



Appendix 10-1. Baseline trash generation and areas addressed by full capture systems and other control measures in Fiscal Year 18-19.

TMA	2009 Baseline Trash Generation (Acres)					Trash Generation (Acres) in FY 18-19 After Accounting for Full Capture Systems					Jurisdiction-wide Reduction via Full Capture Systems (%)	Trash Generation (Acres) in FY 18-19 After Accounting for Full Capture Systems and Other Control Measures					Jurisdiction-wide Reduction via Other Control Measures (%)	Jurisdiction-wide Reduction via Full Capture AND Other Control Measures (%)
	L	M	H	VH	Total	L	M	H	VH	Total		L	M	H	VH	Total		
1	96	36	9	0	142	96	36	9	0	142	0.0	142	0	0	0	142	30.9	30.9
2	0	38	0	0	38	0	38	0	0	38	0.0	38	0	0	0	38	16.4	16.4
3	12	85	9	0	106	12	85	9	0	106	0.1	84	20	3	0	106	38.5	38.6
4	0	2	0	0	2	0	2	0	0	2	0.0	0	2	0	0	2	0.0	0.0
5	0	1	0	0	1	0	1	0	0	1	0.0	0	0	0	0	1	0.2	0.2
6	3	0	0	0	3	3	0	0	0	3	NA	3	0	0	0	3	NA	NA
7	8862	0	0	0	8862	8862	0	0	0	8862	NA	8862	0	0	0	8862	NA	NA
<b>Totals</b>	<b>8974</b>	<b>163</b>	<b>18</b>	<b>0</b>	<b>9154</b>	<b>8974</b>	<b>163</b>	<b>18</b>	<b>0</b>	<b>9154</b>	<b>0.1</b>	<b>9130</b>	<b>22</b>	<b>3</b>	<b>0</b>	<b>9154</b>	<b>86.0</b>	<b>86.1</b>

Note: "NA" indicates that the TMA has no moderate, high or very high trash generating areas (i.e., all low trash generation and/or non-jurisdictional) and therefore no additional trash control measures are needed.

Section 13 - Provision C.13 Copper Controls

**C.13.a.iii.(3) ► Manage Waste Generated from Cleaning and Treating of Copper Architectural Features**

Provide summaries of permitting and enforcement activities to manage waste generated from cleaning and treating of copper architectural features, including copper roofs, during construction and post-construction.

Summary:

N/A

**C.13.b.iii.(3) ► Manage Discharges from Pools, Spas, and Fountains that Contain Copper-Based Chemicals**

Provide summaries of any enforcement activities related to copper-containing discharges from pools, spas, and fountains.

Summary:

**No specific enforcement activities were conducted during the current reporting period.**

**C.13.c.iii ► Industrial Sources Copper Reduction Results**

Based upon inspection activities conducted under Provision C.4, highlight copper reduction results achieved among the facilities identified as potential users or sources of copper, facilities inspected, and BMPs addressed.

Summary:

N/A

Section 15 -Provision C.15 Exempted and Conditionally Exempted Discharges

**C.15.b.vi.(2) ► Irrigation Water, Landscape Irrigation, and Lawn or Garden Watering**

Provide implementation summaries of the required BMPs to promote measures that minimize runoff and pollutant loading from excess irrigation. Generally the categories are:

- Promote conservation programs
- Promote outreach for less toxic pest control and landscape management
- Promote use of drought tolerant and native vegetation
- Promote outreach messages to encourage appropriate watering/irrigation practices
- Implement Illicit Discharge Enforcement Response Plan for ongoing, large volume landscape irrigation runoff.

Summary:

**An Ordinance was adopted at the June 28, 2016, City Council meeting which repeals the 35 percent potable water use reduction and continues to prohibit the following activities in the promotion of water conservation:**

- No watering between 8:00 a.m. and 7:00 p.m.
- No watering within 48 hours after measurable rainfall
- No excessive landscape runoff
- No washing a vehicle, trailer, boat without a shutoff nozzle.
- No washing paved or hardscape surfaces
- No water use for non-recirculating fountains
- No watering new home construction landscape except by drip or micro spray
- No watering ornamental turf on public street medians
- No serving drinking water except upon request in eating or drinking establishments
- No hotels/motels daily laundering of towels/linens unless requested by a guest

**Promote Water Conservation Programs by offering:**

- Distributed low flow shower heads, moisture meters, faucet aerators, and hose nozzles.
- Quarterly High Use Notification Letters or Emails – Since 2006
- Water Use Surveys – Since 2006
- New Home Owner Information – Since 2010
- Weather Based Irrigation Controller Study (includes controller given to approved resident) – completed 2006
- (4/2012). One is our Water Conservation Specialist and the other is our Park/Maintenance Supervisor. Both positions promote BMPs and IPM during their interaction with home owners, businesses and with the City's Landscape Contractors.

**Promote use of drought tolerant and native vegetation by:**

- Offering Water Wise Gardening on the City's website
- During Water Use Surveys
- Planting in our City owned/maintained landscape

**Promote outreach messages to encourage appropriate watering/irrigation practices by:**

- The City includes messages on billing statements promoting water conservation (12 messages per year)
- Newsletter to City Customers – Brentwood Connection – providing information on watering schedule and conservation tips (3 time per year)
- Website updated to include and target water conservation
- Auto Dialer Call Notifications - notifying customers of changes to water use restrictions
- Notification – Emailed news letter
- Water Conservation brochure – updated annually
- Maintaining a 30% reduction over 2013 use.

Implement Illicit Discharge Enforcement Response Plan for ongoing large volume landscape irrigation runoff by:

- The City adopted the Model Water Efficient Landscape Ordinance (MWELo) in 2010 provided by the Department of Water Resources
- The City meets MWELo by adopting the water efficient landscape ordinance
- The ordinance requires new construction and rehabilitation projects to:
  - Provide a Landscape Documentation Package (certification of installation; irrigation scheduling; schedule of landscape and irrigation maintenance; landscape irrigation audit report; and soil management report.
  - Require use of maximum applied water allowance, Water Use Classification of Plants (WUCOLS), and an audit performed by a certified irrigation auditor.
  - Require the use of recycled water for irrigation systems and decorative water features unless a written exemption is granted by the local water purveyor.
  - Recommend storm water management practices and increase rainwater capture and create opportunities for infiltration and/or onsite storage of rainwater.
  - Provide information to owners of new homes regarding design and installing of water efficient landscapes.
  - Address existing landscapes over 1 acre in size and evaluate water use and provide recommendations for reducing landscape water use.

The City adopted Municipal Code Chapters 14.20 and 17.630, that state residents and businesses are to minimize spray and run off.

Through the CCCWP, the City promotes and implements several programs and measures to minimize pollutant loading from excess irrigation including, but not limited to:

- Stormwater C.3 Guidebook adopted by ordinance, which promotes to land development professionals landscaping designed to: 1) minimize irrigation and runoff; 2) promote infiltration of runoff where appropriate; and, 3) minimize use of fertilizers and pesticides using pest-resistant plants that are suited to site conditions (e.g., soil and climate).
- Green Business Program, which promotes to businesses a variety of measures such as using drought tolerant plantings, mulching, carefully monitoring irrigation schedules and needs, and implementing Integrated Pest Management.
- Our Water Our World (OWOW) Program, which promotes to consumers at the point of purchase less toxic alternatives to combating lawn and garden pests.
- Municipal staff (Park Maintenance Manager, Parks Planning Technician, and Water Conservation Specialist) have received Bay Friendly Landscaping and Gardening Training and Certification Program which promotes to landscapers a variety of measures designed to reduce waste and prevent stormwater pollution.
- One City Park Maintenance Supervisors participated in the March 21 Maintaining Green Infrastructure/Bioretenion Facilities Workshop.

Section 16.5 -Provision C.16.5 Incorporation into NPDES Permit No. CAS612008

**C.16.5.h.(1)iii ► Mercury Collection and Recycling**

List the activities implemented for mercury collection and recycling to minimize mercury in stormwater.

Summary:

The City has a partnership with Delta Diablo who collects and recycles devices and equipment containing mercury at the consumer level (e.g. thermometers, thermostats, switches, bulbs) at no charge to the consumers. Delta Diablo also collects, recycles, and diverts mercury-containing waste products (e.g. gauges, batteries, fluorescent and other lamps, switches, relays, and sensors).

**C.16.5.h.(2)iii ► Enhanced Municipal Management Practices to Reduce Sediment Discharges**

List the municipal operations and municipal maintenance activities that BMPs are implemented to minimize sediment discharges.

Summary:

The City's Operations group conducts storm drain drop inlet and pipeline cleaning, some road repair, and pump station cleaning. Our Parks department manages the public landscaping contractors in the City. Our Capital Improvement Program includes projects that perform road construction and some road repairs.

**C.16.5.h.(3)iii ► Public Education and Risk Reduction**

(a) Discuss the mercury pollution prevention messages provided under Provision C.7.

(b) Summarize tasks implemented to provide notices on the health risk associated with eating mercury-contaminated fish.

Summary:

Refer to the CCCWP's FY 18-19 Annual Report Attachment "Fish Risk Reduction Program for Mercury and PCBs."

Attachment C.4.b.iii.(1) - Potential Facilities List

COMMERCIAL/INDUSTRIAL FACILITY INSPECTIONS									
Name of Business	Owner Name	Bus address	Bus City, State	Phone number	Business type code	Trash Capture Device	Bio-Retention	Grease Interceptor	Inspected FY 2018-19
15th St Beach L L C Dba Beach Hut Deli	Branson, Sean	2540 SAND CREEK RD STE A-5	BRENTWOOD, CA 94513-7066	(925) 634-5600	24	X			X
2 Spoons LLC	Kling, Kenneth & Dominique	3051 EMERSON LN	BRENTWOOD, CA 94513-4442	(510) 258-7712	21				
311 Oak Street Pub	Nazzisi, Stephanie	311 OAK ST	BRENTWOOD, CA 94513-1338	(925) 759-6929	35				
7 Eleven #2369-39617A	Indstar Inc, Jappanbir Sragm	6700 BRENTWOOD BLVD A	BRENTWOOD, CA 94513-5725	(925) 787-9429	62				
A 1 Transmission Service Of Brentwood Inc.	Beltrama, Paul	150 MIDDLEFIELD CT STE D	BRENTWOOD, CA 94513-4027	(925) 516-7216	94				
A B Construction	Barros, Angel	347 CHESHIRE DR	BRENTWOOD, CA 94513-2949	(925) 325-1700	82				
A C E Painting Service Inc	Aceves, Daniel R	700 HARVEST PARK DR STE L	BRENTWOOD, CA 94513-4030	(925) 516-8600	82				
A Pane Fulla Glass	Williams, Jo Anne	120 WILDROSE CT	BRENTWOOD, CA 94513-1929	(925) 634-8373	82				
A Ramos Construction, Inc.	Ramos, Agapito	2384 BRANDON MILES WAY	BRENTWOOD, CA 94513-5386	(925) 766-7960	82				
A Rojas V Maintenance Gardening	Rojas V, Alejandro	128 LYNN DR	BRENTWOOD, CA 94513-1011	(925) 858-5886	55				
A S A P Dent & Paint Services	Montoya, Carlota A	1649 LILLIAN ST	BRENTWOOD, CA 94513-5258	(925) 354-2638	71				
A. A. R. Auto Sales	Russomanno, Antonio A	29 SPRUCE ST	BRENTWOOD, CA 94513-1118	(925) 548-6601	94				
A-1 Stop Smog Brentwood	Phillips, Charles T	8285 BRENTWOOD BLVD	BRENTWOOD, CA 94513-1114	(925) 634-4090	71				
Able Construction	Vossoughi, Amir	1648 CEYLON DR	Brentwood, CA 94513-2312	(510) 612-5829	82				
Adele's Painting	Boyer, Adele	2371 EMPIRE AVE	BRENTWOOD, CA 94513-5333	(925) 303-9677	53				
Advance Design Construction, Inc.	Lamb, Frederick	702 RIO GRANDE CT	BRENTWOOD, CA 94513-4644	(925) 323-4175	82				
Aldos Shoes Repair	Hernandez, Elsa C	5421 LONE TREE WAY STE 140	BRENTWOOD, CA 94513-5337	(925) 240-9189	72				
All Bay Custom Cabinet & Millwork	Myers, Chris	700 HARVEST PARK DR #F	BRENTWOOD, CA 94513-4089	(925) 240-5005	82				
All Bay Electric	Valdez, John M	574 ALTESSA CT	BRENTWOOD, CA 94513-7051	(510) 733-9573	82				
All In One Store	Esomonu, Ijeoma	8335 BRENTWOOD BLVD #D	BRENTWOOD, CA 94513	(951) 515-2873	24				
All Pro Glass Inc	Landrum, Robert D	150 MIDDLEFIELD CT #A	BRENTWOOD, CA 94513-4087	(925) 634-8855	82				
Alpha Concrete Pumping	Hays, Bryan	1901 NEWTON DR	BRENTWOOD, CA 94513-2600	(925) 864-4405	82				
Au Energy, Llc/ Jeffery Way Shell	Goyal, Naresh	6031 LONE TREE WAY	BRENTWOOD, CA 94513-5382	(925) 240-1247	46				
Auto Import Service	Cummings, Andrew	150 MIDDLEFIELD CT #C	BRENTWOOD, CA 94513-4087	(925) 240-0110	94				
Automotive Road Service	Reyes, Eduardo	101 ALMOND DR	Brentwood, CA 94513-2155	(925) 848-5822	71				
Autozone #4136	Autozone Parts Inc	7609 BRENTWOOD BLVD	BRENTWOOD, CA 94513-2032	(901) 495-8813	61				
B & M Construction	Munoz, Bill	1304 BAYLAUREL CT	BRENTWOOD, CA 94513-7211	(925) 513-6095	82				
B J'S Landscaping	Abonce, J Jesus	1750 ARABIAN LN	BRENTWOOD, CA 94513	(925) 956-8150	55				
B J'S Restaurant & Brewhouse	Trojan, Gregory A	2365 SAND CREEK RD	BRENTWOOD, CA 94513-7173	(925) 809-1950	24				
B. Wood Cabinet Painting, Inc.	Wood, Bruce	425 BEATRICE CT	BRENTWOOD, CA 94513-7358	(925) 516-0365	82				
Bagel Street Cafe	Tran, Sephanie	3181 BALFOUR RD #A	BRENTWOOD, CA 94513-2894	(925) 513-1972	24				
Baker Wholesale Cars Inc	Baker, Daniel J	460 TAYBERRY LN	BRENTWOOD, CA 94513-6444	(925) 513-8500	94				
Baskin Robbins Ice Cream 2362	Dake, Bruce A	1145-D 2ND ST STE D	BRENTWOOD, CA 94513-2217	(925) 516-0231	24				
Bau Ice Cream	Singh, Tarsem	2531 CERRITOS RD	BRENTWOOD, CA 94513-5707	(925) 481-4341	110				
Bay Point Technology Corporation	Odell, Robert	743 CAMPANELLO WAY	BRENTWOOD, CA 94513-1948	(510) 293-9200	82				
Bdo Glass	Coelho, Lawrence	761 CHERRY TREE CT	BRENTWOOD, CA 94513-1873	(925) 565-4657	82				
Behtek	Behling, Catherine J	2831 PRISTINE WAY	BRENTWOOD, CA 94513-1749	(925) 759-9456	91				
Berde Energy Solutions	Sanchez Jr, Felipe E	1061 SPRUCE ST	BRENTWOOD, CA 94513-8321	(925) 308-7999	82				
Berkeley Point	Dehmlow, Patricia	413 AMBERLEAF WAY	BRENTWOOD, CA 94513-2518	(877) 261-0303	51				
Bermudez's Auto Service & Repair	Bermudez, Armando	415 BEATRICE CT STE.F	BRENTWOOD, CA 94513-7339	(925) 240-5466	71				
Best Defense Plumbing	Baker, Michael	655 WINDING CREEK TER	BRENTWOOD, CA 94513-1831	(925) 759-8599	52				
Big O Tires #81	Renner, Jeff	8040 BRENTWOOD BLVD	BRENTWOOD, CA 94513-1188	(925) 634-4344	61				
Bill Brandt Ford Inc	Brandt, Bill	8100 BRENTWOOD BLVD	BRENTWOOD, CA 94513-1122	(925) 634-3551	60				
Black Angus Steakhouse, LLC	Black Angus Steakhouse, LLC	2355 SAND CREEK RD	BRENTWOOD, CA 94513-7173	(925) 516-5533	24		X	X	
Blazin Wings Inc Dba Buffalo Wild Wings	Decker, Emily	6051 LONE TREE WAY	BRENTWOOD, CA 94513-5382	(952) 593-9943	24				
Blue Collar Enterprise Inc	Bowles, Christopher	825 VILLA TER	BRENTWOOD, CA 94513-1284	(925) 323-1926	82				
Blue Star Heating And Air	Scalier, Jeff	1275 BAY CT	BRENTWOOD, CA 94513-5425	(925) 584-2428	82				
Bluefin Enterprises, Inc.	Tae, Mark J	5401 LONE TREE WAY SUITE 130	BRENTWOOD, CA 94513-5357	(925) 513-8808	35				
Bom Bay Clay Pit	Singm, Jujaar	3130 BALFOUR RD STE E	BRENTWOOD, CA 94513-5516	(925) 260-1466	24				
Brentwood & Oakley Muffler & Auto Repair Inc	Guzman, Francisco J	8362 BRENTWOOD BLVD	BRENTWOOD, CA 94513-1347	(925) 634-2102	71				
Brentwood Ace Hardware	Thorpe, Jerry C	8900 BRENTWOOD BLVD STE J	BRENTWOOD, CA 94513-4035	(925) 634-3201 x3	51				
Brentwood Auto Parts	Wilson, Richard	7881 BRENTWOOD BLVD	BRENTWOOD, CA 94513-1056	(925) 634-1818	61				
Brentwood Auto Service, Inc.	Fonts, Julio	427 OAK ST	BRENTWOOD, CA 94513-1361	(925) 634-7697	71				
Brentwood Cafe	Boulos, Paul & Noel	8500 BRENTWOOD BLVD	BRENTWOOD, CA 94513-1618	(925) 634-6503	24				
Brentwood Decorative Rock	Hawkins, Robert M	6745 BRENTWOOD BLVD	BRENTWOOD, CA 94513-2181	(925) 634-0131	55				

Attachment C.4.b.iii.(1) - Potential Facilities List

Brentwood Dog House Deli	Gutierrez, Kimsokun	234B OAK ST	BRENTWOOD, CA 94513	(925) 308-4093	24				
Brentwood Fine Meats	Karkas, Gregory N	3877 WALNUT BLVD UNIT A	BRENTWOOD, CA 94513-1294	(925) 513-0595	24				
Brentwood Florist	Ruvalcaba, Veronica	7973 BRENTWOOD BLVD	BRENTWOOD, CA 94513-1059	(925) 634-4313	13				
Brentwood Gardens, Inc	Taylor, Debra	175-A EUREKA AVE	BRENTWOOD, CA 94513-4601	(925) 634-9944	55				
Brentwood Guthrie Investors L P	Brentwood Guthrie Investors L P	325 GUTHRIE LN	BRENTWOOD, CA 94513	(925) 314-3800	79				
Brentwood Motor Sports	Watkini, Carl	8111 BRENTWOOD BLVD	BRENTWOOD, CA 94513-1121	(510) 853-0000	94				
Brentwood Motors	Ross, Ron	6655 BRENTWOOD BLVD	BRENTWOOD, CA 94513-2173	(925) 240-8900	94				
Brentwood Plumbing	Mauro, Michael J	22601 MARSH CREEK RD	BRENTWOOD, CA 94513-4727	(925) 516-2772	82				
Brentwood Pro Exhaust & Auto Repair	Alvarado, Luis R	305 TOWN CENTRE TER STE K & J	BRENTWOOD, CA 94513-2226	(925) 513-2886	71				
Brentwood Senior Citizen's Club, Inc		193 GRIFFITH	BRENTWOOD, CA 94513	(925) 516-5380	65				
Brentwood Soy	Hamilton, Brian	845 MARJORAM DR	BRENTWOOD, CA 94513-2343	(925) 788-1610	55				
Carl's Jr., Brentwood Star, LLC	Raymer, Marshall	6291 LONE TREE WAY	BRENTWOOD, CA 94513-5255	(925) 292-1024 x30	24				X
Brentwood Tire Company	Barakat, Ghassan	7885 BRENTWOOD BLVD	BRENTWOOD, CA 94513-1056	(925) 956-8852	71				
Brentwood's Co. Co. County Wine Company	Swisher, Dafne	633 1ST ST	BRENTWOOD, CA 94513-1322	(925) 783-0050	22				
Brocca Inc DbA Wingstop	Brocca, Donald	6471 LONE TREE WAY #303	BRENTWOOD, CA 94513-5265	(925) 240-9494	24				
Brooks And Teo, LLC	Meender Inc, Pamela	613 1ST ST SUITE 107	BRENTWOOD, CA 94513-1316	(925) 679-7267	24				
Bunnells Cabinets	Bunnell, John	4501 O OHARA AVE STE I	BRENTWOOD, CA 94513-2246	(925) 634-1519	82				
Burger King	Sahebalzamany, Amir	1105 2ND ST	BRENTWOOD, CA 94513-2211	(925) 989-1195	24				X
C E Galeno Gardening And Landscaping	Galeno, Cesar	717 DAINTY AVE	BRENTWOOD, CA 94513-1201	(925) 727-4232	55				
C J Bradley's Electric	Perlee, Ross	587 BIRCHWOOD RD	BRENTWOOD, CA 94513-6318	(925) 679-2828	86				
C N V Landscape	Nguyen, Cau	1357 DOWNIE POINT DR	BRENTWOOD, CA 94513-1870	(925) 918-1789	55				
C R C Roofing Inc.	Tejeda, Martin	2325 SAND CREEK RD	BRENTWOOD, CA 94513-7173	(916) 362-4373	82				
C V P, Inc.	Buckman, Wayne	9020 BRENTWOOD BLVD STE F	BRENTWOOD, CA 94513-4048	(925) 516-2777	82				
C V S/Pharmacy #4283	Longs Drug Stores, Ca Llc	3171 BALFOUR RD	BRENTWOOD, CA 94513-2962	(925) 626-3960	27				
C V S/Pharmacy #9511	Longs Drug Stores California L L C	1175 2ND ST	BRENTWOOD, CA 94513-2211	(925) 634-7778	27				
Cal Cajun Construction	Faulk, Neal J	325 ESSEX DR	BRENTWOOD, CA 94513-2702	(925) 408-4337	82				
Cal State Homes	Bobadilla, Andrew	747 SUMMERWOOD DR	BRENTWOOD, CA 94513-1865	(510) 314-2829	82				
California Motors	Chika, Kenneth Kene	7960 BRENTWOOD BLVD STE G	BRENTWOOD, CA 94513-1028	(510) 331-5500	94				
Camii Deals On Wheels	Ross, William Camey	1331 CRESCENT DR	BRENTWOOD, CA 94513-2986	(415) 725-3778	94				
Can To Curb Services	Alcorer, Joseph C	2872 FALCON CT	BRENTWOOD, CA 94513-5486	(925) 813-0504	82				
Caps Oak Street Bar & Grill	Karadars, Vasilios	144 OAK ST	BRENTWOOD, CA 94513-1335	(925) 634-1025	36				
Care Trans	Sartawi, Iyas	2180 EVA WAY	BRENTWOOD, CA 94513-5201	(714) 872-3507	95				
Carey Bros. Inc	Carey, James O	875 GARLAND WAY	BRENTWOOD, CA 94513-2636	(877) 734-6404	82				
Carlisle Construction	Carlisle, Frank	2274 MALIBU CT	BRENTWOOD, CA 94513-2384	(925) 890-9458	82				
Carol Gwin Realty	Carol Gwin	6175 BRENTWOOD BLVD C	BRENTWOOD, CA 94513	(925) 625-5788	1001				
Carrillo's Concrete	Carrillo, Amadio	1720 GREEN ACRES LN	BRENTWOOD, CA 94513-2868	(925) 513-8826	82				
Cars Buy Phone	Brennick, Joseph M	65 JERICO CT	BRENTWOOD, CA 94513-2913	(925) 513-8152	94				
Caseys Auto Body Shop	Casey, Mike And Carl	4515 O OHARA AVE	BRENTWOOD, CA 94513-2206	(925) 634-2211	71				
Caw Investments Inc DbA Brake Stop Auto Service	Watkins, Carl	8111 BRENTWOOD BLVD	BRENTWOOD, CA 94513-1121	(925) 634-3001	71				
Cf Enterprises	Bifinn, Christine	729 FIRST ST	BRENTWOOD, CA 94513	(925) 354-1299	62				
Chaman Kabob Restaurant DbA Bella Sweet Shoppe	Chaman Kabob Restaurant	5611 LONE TREE & 3860 BALFOUR RD	BRENTWOOD, CA 94513	(925) 222-7936	24				
Chapala Mexican Restaurant	Garcia, Daniel	3850 BALFOUR RD STE Q	BRENTWOOD, CA 94513-1661	(925) 513-3620	24				
Charley's Grilled Sub DbA Ocea Inc	Ihenacho, Ugo	6660 LONE TREE WAY SUITE 1	BRENTWOOD, CA 94513-5310	(925) 305-7837	24				
Chef Chen Restaurant	Chen, Hung Yip Cheng Yu	8065 BRENTWOOD BLVD STE 9	BRENTWOOD, CA 94513-1169	(925) 634-8062	35				
Chevron #1761	Chevron Stations Inc Bus Licenses	2371 BALFOUR RD	BRENTWOOD, CA 94513-4937	(714) 671-3304	62				
Chevron #1762	Sparks, Adam M	5591 LONE TREE WAY	BRENTWOOD, CA 94513-5316	(714) 671-3304	62				
Chevron U S A Inc - 210444	Simon, James	5591 LONE TREE WAY	BRENTWOOD, CA 94513-5316	(925) 842-1337	96				
Chevron U S A Inc -303837	Wilcox, R I	2371 BALFOUR RD	BRENTWOOD, CA 94513-4937		62				
Chevron U. S. A. Inc. 96911	Woertz, P. A	336 OAK ST	BRENTWOOD, CA 94513-1363	(925) 827-7817	62				
China Garden Restaurant	Liang, Ya	8610 BRENTWOOD BLVD #G	BRENTWOOD, CA 94513-5686	(925) 513-8871	24				X
Chipotle Mexican Grill	Chipotle Mexican Grill, Inc.	5401 LONE TREE WAY STE 100	BRENTWOOD, CA 94513-5361	(303) 376-5392	35				
Christ Metal Products	Christ, Randy	550 CREEK RD	BRENTWOOD, CA 94513-4612	(925) 634-4504	82				
Chuck E. Cheese's	Cardinale, John Roger	6061 LONE TREE WAY SUITE A	BRENTWOOD, CA 94513-5262	(925) 240-5136	24				
Circle A Food Mart & Gas	Singh, Gurnath	8401 LONE TREE WAY	BRENTWOOD, CA 94513-2103	(925) 634-2136	34				
Coat Masters Painting	Shaw, Sheryl	1057 SPRUCE ST	BRENTWOOD, CA 94513-8321	(925) 565-3701	53				
Colonial Pools	Hinojosa, Dale	3091 DELTA RD	BRENTWOOD, CA 94513-3916	(925) 625-3390	82				
Comcast Of Calif IV Inc	Televents.	2535 SAND CREEK RD STE 140	BRENTWOOD, CA 94513-7188	(925) 349-3421	85				
Concrete Custom Designs	Peterson, Jeffrey P	1300 BREAKWATER WAY	BRENTWOOD, CA 94513-5434	(925) 513-0290	82				
Concrete Visions	Iglesias, Rodger N	2348 COBALT LN	BRENTWOOD, CA 94513-1792	(925) 634-1033	82				
Continental Auto Recyclers & Tow	Rockenbough, Chris	6337 BRENTWOOD BLVD	BRENTWOOD, CA 94513-5718	(925) 240-5906	71				

Attachment C.4.b.iii.(1) - Potential Facilities List

Cooks Collision Of Brentwood	Wood, Don	600 HARVEST PARK DR	BRENTWOOD, CA 94513-4005	(916) 786-2943	71			
Coverstar Safety Inc	Slavens, Monte	3877 WALNUT BLVD STE F	BRENTWOOD, CA 94513-1294	(925) 240-0055	82			
Crane And Hoist Services	Gregerson, Ingrid	795 WOODSONG LN	BRENTWOOD, CA 94513-2919	(925) 584-9866	82			
Cre Asian Flavors Of Vietnam	Le La, Sandra	5611 LONE TREE WAY STE #100	BRENTWOOD, CA 94513-5317	(925) 516-8880	24			
Creative Yards Of Brentwood	Acasio, Mark	755 PIPPO AVE	BRENTWOOD, CA 94513-1244	(925) 513-1012	82			
Cummings Landscape & Design Inc	Cummings, Connie	3293 CAMINO DIABLO RD	BRENTWOOD, CA 94513	(925) 516-1289	55			
D. T. R. Fence	Pompa, Leonard	1190 AMANDA CIR	BRENTWOOD, CA 94513-1475	(925) 634-7085	82			
Dad's Cafe	Mobdy, Ahmed & Mitsumi	1135 2ND ST STE A	BRENTWOOD, CA 94513-2245	(925) 628-7580	24			
Dallas Shanks & Sons Auto Service	Shanks, Dallas	40 SYCAMORE AVE	BRENTWOOD, CA 94513-1124	(925) 634-9213	71			
Dallas Shanks Chevron I I	Shanks, Dallas	190 GRIFFITH LN	BRENTWOOD, CA 94513-1963	(925) 634-8087	62			
Dan Braudrick Services Inc.	Braudrick, Dan	7900 BALFOUR RD	BRENTWOOD, CA 94513-3817	(925) 513-0328	82			
Dan Mercado Landscaping	Mercado, Dan	1635 JONATHAN TER	BRENTWOOD, CA 94513-2643	(925) 766-9096	55			
Daniel Figueroa G.	Figueroa G., Daniel	110 PASCO DR	BRENTWOOD, CA 94513-2062	(925) 206-1569	82			
David Farren Construction	Farren, David	171 PONDILLILY LN	BRENTWOOD, CA 94513-1714	(925) 634-7531	82			
Dba Buison Aladinos Pizza	Buison, Rafael	4411 BALFOUR RD STE A	BRENTWOOD, CA 94513-1526	(925) 240-6363	21			
Dba: Los Primos Auto Plaza	Pena, Rigoberto	6571 BRENTWOOD BLVD	BRENTWOOD, CA 94513-2172	(925) 864-9045	94			
Dean's Acoustical Ceilings Inc.	Brown, Bruce	837 QUIET GABLE CT	BRENTWOOD, CA 94513-1913	(925) 634-2242	82			
Del Sol N R G, Inc	Aldrich, Joshua	160 CHESTNUT ST	BRENTWOOD, CA 94513-1304	(925) 350-4121	82			
Delta Bay Mustang Parts	Cruz, Thomas	3491 BALFOUR RD	BRENTWOOD, CA 94513-1675	(925) 634-1696	61			
Delta Fence	Pres, Frank Martin III	6901 BRENTWOOD BLVD	BRENTWOOD, CA 94513	(925) 634-5990	82			
Denham Contracting Inc.	Denham, Michael	890 CAMINO DIABLO	BRENTWOOD, CA 94513-4559	(925) 513-7127	82			
Dent King	Helms, Tim	1633 CENTURY OAKS DR	BRENTWOOD, CA 94513-5802	(925) 323-1045	71			
Diablo Delta Painting	McMindes, Joe	941 YARDLEY PL	BRENTWOOD, CA 94513-6158	(925) 513-3244	53			
Diamond T Tractor Service	Troy, James P	541 SADDLE CREEK CT	BRENTWOOD, CA 94513-2055	(925) 513-1279	55			
Dickey's Barbecue Pit	Owens, Damon	2500 SAND CREEK RD STE B	BRENTWOOD, CA 94513-7059	(925) 240-8600	24			
Discoteca Diaz	Diaz, Alfredo	7876 BRENTWOOD BLVD	BRENTWOOD, CA 94513-1039	(925) 634-2837	24			
Dollar General Store #13586	Dolgen Ca, LLC	7820 BRENTWOOD BLVD	BRENTWOOD, CA 94513-1039	(615) 855-4781	34			
Dore'	Pantuyakorn, Primjai	7710 BRENTWOOD BLVD STE B	BRENTWOOD, CA 94513-1043		24			
Dr Sushi Inc	Kim, Chun	6700 LONE TREE WAY	BRENTWOOD, CA 94513-5300	(214) 714-2891	24			
Dragon City Restaurant	Feng, Yong Qing	71 SAND CREEK RD	BRENTWOOD, CA 94513-7399	(925) 513-2722	24			
East County European Autoworks	Apodaca, Freddie B	550 HARVEST PARK DR #E	BRENTWOOD, CA 94513-4058	(925) 516-2834	71			
East County Glass & Window Inc.	Allen, Timothy	700 HARVEST PARK DR STE C	BRENTWOOD, CA 94513-4008	(925) 432-1433 x8	82			
Eastbay Equities Inc.	Castro, William	6021 LONE TREE WAY	BRENTWOOD, CA 94513	(925) 686-4016	24			X
Eastern Market	Maharaj, Ambika	7351 BRENTWOOD BLVD #F	BRENTWOOD, CA 94513-7313	(925) 513-1060	20			
Ecoatm, Inc	Stripp, Maria D	3110 BALFOUR RD	BRENTWOOD, CA 94513-5500	(858) 766-7235	86			
Ecoatm, Inc	Merten, David R	6700 LONE TREE WAY	BRENTWOOD, CA 94513-5300	(858) 766-7235	86			
Edward R Marszal Enterprises, Inc	Marszal, Edward R	336 OAK ST	BRENTWOOD, CA 94513-1363	(916) 488-3666	62			
Ekman & Associates	Ekman, John L	700 HARVEST PARK DR C	BRENTWOOD, CA 94513-4008	(925) 634-7578	82			
El Gallito Drive In	Borrayo, Maria	8540 BRENTWOOD BLVD	BRENTWOOD, CA 94513-1618	(925) 634-4992	35			
El Taco Factory	Lopez, Ignacio P	6660 LONE TREE WAY #5	BRENTWOOD, CA 94513-5370	(925) 513-0080	24			
Element Power Systems Inc	Allison, Brian	9010 BRENTWOOD BLVD F	BRENTWOOD, CA 94513-4046	(925) 513-1772	82			
Elite Mechanical Service Inc	Gewondjan Jr, Victor	570 VALDRY CT STE C3	BRENTWOOD, CA 94513-4053	(866) 839-8125	82			
Es Charitos Maintenance Landscaping	Castro, Salvador	221 E SIMS RD	BRENTWOOD, CA 94513-6620	(925) 200-5852	55			
Evans Flooring	Evans, Brian A	2847 SAVOY CT	BRENTWOOD, CA 94513-5153	(925) 726-1827	82			
Excellent Transportation LLC	Mohamed, Ahmed	1144 EUROPEA DR	BRENTWOOD, CA 94513-5159	(501) 301-9932	95			
Exolutions	Sheldon, Stephen H	2160 ELKINS WAY STE B	BRENTWOOD, CA 94513-7370	(916) 996-2425	82			
Extreme Motorsports	Cole, Ralph E	8445 BRENTWOOD BLVD	BRENTWOOD, CA 94513-1376	(925) 634-3222	61			
Extreme Pizza	Singh, Gurjeet	3120 BALFOUR RD #F	BRENTWOOD, CA 94513-5513	(925) 513-3001	24			
F & F Painting	Jimenez, Fatima	2421 CERRITOS RD	BRENTWOOD, CA 94513-5706	(925) 470-9544	53			
F D Motorsports	Dipietro, Mark	150 MIDDLEFIELD CT STE G	BRENTWOOD, CA 94513-4027	(925) 765-5703	61			
F D R W Inc	Brockman, Robyn	8494 LONE TREE WAY	BRENTWOOD, CA 94513-2123	(925) 634-2899	82			
Fastenal Company - C A B R E	Oberton, Willard	9000 BRENTWOOD BLVD STE E	BRENTWOOD, CA 94513-4045	(507) 454-5374	51			
Fence Men	Marchio, Raymond	23650 MARSH CREEK RD	BRENTWOOD, CA 94513-4520	(925) 727-7083	82			
Fiber Optics Solutions	Allsbrook, Jeffrey Carl	1880 LONE OAK RD	BRENTWOOD, CA 94513-2047	(925) 766-8296	82			
Firestone Complete Auto Care 3593	Copper, David	6836 LONE TREE WAY	BRENTWOOD, CA 94513-5312	(916) 726-7105	71			
Fix It Kwik Handyman Service	Neal Sr, Michael W	1299 BABCOCK CT	BRENTWOOD, CA 94513-6713	(510) 978-3875	82			
Flipper Roofing & Construction, Inc.	Kanawyer, Jerry	1081 SUNNY LN	BRENTWOOD, CA 94513-2873	(925) 634-7047	82			
Flowers By Gerry	Stanton, Geraldine	4601 ORWOOD RD	BRENTWOOD, CA 94513-5223	(925) 634-1593	13			
Food Maxx #480	Piccinini, Robert	4461 BALFOUR RD	BRENTWOOD, CA 94513-1557	(209) 574-6299	34			X
Frank Adams	Adams, Frank	2032 GREAT MEADOW LN	BRENTWOOD, CA 94513-4113	(209) 298-2702	82			



Attachment C.4.b.iii.(1) - Potential Facilities List

Frosting And Freckles	McNabb, Jenelle	466 BLUE FLAX CT	BRENTWOOD, CA 94513-1519	(925) 626-7171	24				
G & K Kendall Corp Dba Kendall Automotive	Kendall, Gary	9010 BRENTWOOD BLVD STE A	BRENTWOOD, CA 94513-4046	(925) 516-0417	61				
G & M Appliance Sales And Service	Garcia, Ricardo	501 NOTTINGHAM DR	BRENTWOOD, CA 94513-1458	(669) 226-7777	82				
General Building Services	Wagner, Robin	160 EAGLE LN	BRENTWOOD, CA 94513-5228	(925) 325-6077	82				
Gianni Construction	Gianni, Anthony	651 TAIN CT	BRENTWOOD, CA 94513-5045	(925) 383-5295	82				
Golden Dragon Buffet	Zhou, Ziao Lin	6281 LONE TREE WAY	BRENTWOOD, CA 94513-5255	(925) 516-9858	24				
Golden Gate Bell L L C Taco Bell #30762	Rodriguez, Randy	7814 BRENTWOOD BLVD	BRENTWOOD, CA 94513-1039	(925) 621-2600	24				
Golden Gate Petroleum	Golden Gate Petroleum	8285 BRENTWOOD BLVD	BRENTWOOD, CA 94513-1114	(925) 228-2222 x3	62				
Golden House Brentwood, Inc.	Zhang, Li Hua	6281 LONE TREE WAY	BRENTWOOD, CA 94513-5255	(501) 276-7375	24				
Golden Palm Landscape	Banuelos, Ulisses	2333 COBALT LN	BRENTWOOD, CA 94513-1791	(925) 777-0396	55				
Gordon & Gordon Auto Sales	Gordon, Craig	6280 BRENTWOOD BLVD	BRENTWOOD, CA 94513	(925) 642-5373	94				
Grace Heating And Air	Dickson, Robert	1413 SWEETBRIAR CT	BRENTWOOD, CA 94513-7219	(925) 260-7833	82				
Green Planet Landscape Maintenance	Arnold, Dwayne A	2989 ECLIPSE PL	BRENTWOOD, CA 94513-5131	(925) 308-4738	55				
Griffin Construction Inc.	Griffin, Robert D	1908 CHAMBERS CIR	BRENTWOOD, CA 94513-5922	(925) 519-9412	82				
Groundworks, Inc.	Groundworks, Inc., Bryan Lucay	421 LONE OAK CT	BRENTWOOD, CA 94513-2053	(925) 513-0300	82				
H M Enterprise Inc Dba Brentwood Petroleum	Chaudhry, Ramzan	7920 BRENTWOOD BLVD	BRENTWOOD, CA 94513-1004	(925) 240-0285	46				
Hampton Inn	Kai Hospitality/Natver Patel	7605 BRENTWOOD BLVD	BRENTWOOD, CA 94513-2032	(925) 513-1299	70				
Hanson Drywall Repair	Hanson, David M	1157 JUNIPER ST	BRENTWOOD, CA 94513-7009	(925) 634-6673	82				
Harvest Commercial Inc	Widjaja, Laurentius	2420 SAND CREEK RD #C1-355	BRENTWOOD, CA 94513-2707	(800) 998-3108	08				X
Harvest Park Bowl	Wangeman, James R	5000 BALFOUR RD	BRENTWOOD, CA 94513-4001	(925) 516-1221	76				
Health Hut - Barbara Guise	Guise, Barbara	161 CHESTNUT ST	BRENTWOOD, CA 94513-1302	(925) 634-5361	21				
Helen D Transerv Sedan And Limo	Akudinobi, Anthony	872 LARKSPUR LN	BRENTWOOD, CA 94513-6384	(510) 303-0961	95				
Henson Plumbing, Inc.	Henson, William T	9020 BRENTWOOD BLVD STE D	BRENTWOOD, CA 94513-4048	(925) 634-0272	82				
Hernandez Glass	Hernandez, Hector	1385 BROOKDALE CT	BRENTWOOD, CA 94513-2961	(925) 513-5162	82				
Hernandez Landscaping Service	Hernandez, Benjamin	2540 VIRGINIA DR	BRENTWOOD, CA 94513-2126	(925) 634-8511	55				
Home Pro Painters	Gutierrez, Edward	2882 TANGO LN	BRENTWOOD, CA 94513-1795	(925) 634-2916	82				
Horizon Smog	Young, Vince	205 OAK ST	BRENTWOOD, CA 94513-1336	(925) 777-0400	71				
Hort Scope Landscaping	Delabarre, Mark	1243 WOODSIDE DR	BRENTWOOD, CA 94513-1722	(925) 634-6574	55				
Hot Glazed Enchantment Inc.	Spongberg, Roland	2530 SAND CREEK RD 120AD	BRENTWOOD, CA 94513-5685	(925) 516-4649	21				X
Hotline Construction, Inc.	Bade, Carol	9020 BRENTWOOD BLVD H	BRENTWOOD, CA 94513-4049	(925) 634-9333	82				
Huang Inc #259	Gomez, Hector	6371 LONE TREE WAY	BRENTWOOD, CA 94513-5313	(801) 313-8000	24				
Hudson Excavation Inc.	Hudson, Steve E	570 VALDRY CT STE C-10	BRENTWOOD, CA 94513-4053	(925) 666-8966	82				
Ideal Solar	Nichols, Jon J	1042 DAWN CT	BRENTWOOD, CA 94513-5840	(925) 513-4704	82				
Imperiale Beer Cafe LLC	Freel, Brandon	2411 EMPIRE AVE STE 101 & 102	BRENTWOOD, CA 94513	(925) 584-5647	35				
In - N - Out Burger #189	In-N-Out Burger	5581 LONE TREE WAY #189	BRENTWOOD, CA 94513-5316		24				X
Integrity Plumbing	Smidebush, Shawn	430 COLLIS ST	BRENTWOOD, CA 94513-6371	(925) 584-2913	52				
Iron Kitchen	Li, Xinyi	4441 BALFOUR RD STE A	BRENTWOOD, CA 94513-1409	(925) 240-1358	24				
Iyogurt	Yip, Alen	6560 LONE TREE WAY #B	BRENTWOOD, CA 94513-5264		24				
J & M Krebs Enterprises, Dba Speedee	Krebs, Juan	7377 BRENTWOOD BLVD	BRENTWOOD, CA 94513-2027	(925) 516-0623	94				
J J Auto Repair	Gonzalez, Victor M	6300 BRENTWOOD BLVD A	BRENTWOOD, CA 94513-5732	(925) 513-5927	71				
J J Pump & Well Service Inc. Dba J J Pump Service	Juarez, Jorge	2771 VIRGINIA DR	BRENTWOOD, CA 94513-2151	(925) 260-7727	82				
J T Tours	Talavera, Juan	1796 ANASTASIA DR	BRENTWOOD, CA 94513-6596	(925) 679-8244	95				
J V L Ortiz Landscaping	Ortiz, Felipe J	797 VALLEY GREEN DR	BRENTWOOD, CA 94513-1468	(925) 634-9249	55				
J W Hardwood Floor Etc.	Wirkus, Jeff	2035 THICKET PL	BRENTWOOD, CA 94513-7301	(925) 787-7761	82				
J.E.C.C. Enterprises LLC	Purcell, James	161 SAND CREEK RD	BRENTWOOD, CA 94513-2057	(925) 858-4516	1001				
Jack In The Box #4399	Lang, Linda A	3191 BALFOUR RD	BRENTWOOD, CA 94513-2962		24				X
Jack In The Box Restaurant #4349	Jack In The Box Restaurant #4349	60 TECHNOLOGY WAY	BRENTWOOD, CA 94513-1000	(925) 516-9338	24				
Jalisco's Restaurant	Torres, Esequil	8335 BRENTWOOD BLVD	BRENTWOOD, CA 94513-5187	(925) 240-6105	24				
Jasper & Rachen L L C	Dhalilwal, Amandeep	4431-E BALFOUR RD STE E	BRENTWOOD, CA 94513-1509	(925) 634-0207	24				
Jasper & Rachen L L C	Dhalilwal, Amandeep S	7760-D BRENTWOOD BLVD STE D	BRENTWOOD, CA 94513-1062	(925) 513-0209	24				
Jc's Holely Donuts	McGrath, John	322 SAN MARINO LN	BRENTWOOD, CA 94513-1939	(330) 265-9364	24				
Jeb's Blueberry Hill	Anwar, Adnan	3111 BALFOUR RD	BRENTWOOD, CA 94513-2891	(925) 626-3802	24				
Jensen Mechanical Inc	Jensen, Ryan	77 GOLDMEADOW CT	BRENTWOOD, CA 94513-2501	(925) 240-7154	82				
Jess Pool Construction, Inc.	Jess, Jeff	538 ALMANOR ST	BRENTWOOD, CA 94513-5506	(925) 240-7665	82				
Jim Mc Clellan Inc	Mc Clellan, James I	1980 LONE OAK RD	BRENTWOOD, CA 94513-2048	(925) 516-5594	82				
Joe Abbates Cycle Therapy	Abbate, Joe	560 VALDRY CT SUITE B2	BRENTWOOD, CA 94513-4043	(925) 784-2195	71				
Johnny Garics	Gruber, Steve	2505 SAND CREEK RD STE 120	BRENTWOOD, CA 94513-7180	(707) 528-2852	24				
Johnny's Yard Service	Pinon, Juan	5 ALMOND ST	BRENTWOOD, CA 94513-2183	(925) 382-9305	55				
John's Ice Cream	Gill, Sukpran (John)	6660 LONE TREE WAY #2	BRENTWOOD, CA 94513-5370	(925) 524-9002	24				
Juan Callado Concrete	Callado, Juan J	1567 JASMINE PL	BRENTWOOD, CA 94513-7013	(925) 567-6646	82				

Attachment C.4.b.iii.(1) - Potential Facilities List

Julie Ed	Grijalva, Edward	427 GROVEWOOD LOOP	BRENTWOOD, CA 94513-2022	(925) 634-6528	92				
K A I Hotels DbA Holiday Inn Express	K A I Hotels DbA Holiday Inn Express	8820 BRENTWOOD BLVD	BRENTWOOD, CA 94513-4003	(925) 634-6400	70				
K D Landscaping	Dinh Tran, Khandy	2297 STAR LILY ST	BRENTWOOD, CA 94513-2281	(925) 513-8307	55				
Karaja Enterprises Inc	Karajeh, Mohammad	5441 LONE TREE WAY	BRENTWOOD, CA 94513-5325	(925) 634-9922	86				
Kathmandu Bombay Clay Pit	Rajsinom, Sasht	3130 BALFOUR RD STE E	BRENTWOOD, CA 94513-5516	(925) 240-1466	24				X
Keep It New Auto Service	Small, Linn	550 HARVEST PARK DR STE C	BRENTWOOD, CA 94513-4058	(925) 626-7960	71				
Kelly - Moore Paint Company, Inc.	George, Roy	2480 SAND CREEK RD	BRENTWOOD, CA 94513-7058	(925) 240-5521	53				
Kgs Events & Travel	Santos, Katherynne	2872 SANDYHILLS DR	BRENTWOOD, CA 94513-5093	(925) 597-0874	65				
Kinder's Meats, Deli, B.B.Q	Kinder, Paula	5411 LONE TREE WAY STE.110	BRENTWOOD, CA 94513-5356	(925) 308-7997	24				
King Carpet Service	King, Edward Joseph	8425 BRENTWOOD BLVD #A5	BRENTWOOD, CA 94513-1395	(925) 634-7977	82				
La Charrita Market	Shariff, Tony Mohamed A	8560 BRENTWOOD BLVD	BRENTWOOD, CA 94513-1654	(925) 516-0230	33				
La Costa Taqueria	Avila-Campestre, Gloria R	335 OAK ST	BRENTWOOD, CA 94513-1331	(925) 240-5299	24				
La Fritanguera Nicaraguan Cuisine	Jimenez, Jennifer	35 OAK ST	BRENTWOOD, CA 94513-5098	(925) 818-6147	24				
La Fuente Mexican Resturant	Olvera, Oscar E	642 1ST ST #3	BRENTWOOD, CA 94513-1309	(925) 516-2233	24				
Landscape Rescue	Heinz, Mike	2037 THICKET PL	BRENTWOOD, CA 94513-7301	(925) 382-2277	55				
Larry Groves Construction	Groves, Larry	220 ROLANDO AVE	BRENTWOOD, CA 94513-1620	(925) 634-5425	82				
Lawnmaster	Hawkridge, David	50 JUBILEE PL	BRENTWOOD, CA 94513-6040	(925) 513-1460	55				
Lennar Homes Of California Inc.	Jones, Gordon	301 CORTONA WAY	BRENTWOOD, CA 94513-7115	(925) 327-8362	82				
Les Schwab Tire Center ( #650)	Les Schwab Tire Center ( #650,	6361 LONE TREE WAY	BRENTWOOD, CA 94513-5313	(925) 513-3432	72				
Lewis Handyman Service	Lewis, William	699 BELLMEADE WAY	BRENTWOOD, CA 94513-1935	(925) 200-6420	82				
Liberty Plaza	Boyett, Carl	6700 BRENTWOOD BLVD	BRENTWOOD, CA 94513-5725	(209) 577-6000	62				
Lil Joe Landscaping & Maintenance Gardening Ser	Rodriguez, Jose De Jesus	1564 TRICIA ST	BRENTWOOD, CA 94513-1033	(925) 260-8110	55				
Little Caesars Pizza	Sanhu, Bindra S	3940 WALNUT BLVD	BRENTWOOD, CA 94513-2416	(925) 634-1500	24				
Logan Pools Inc	Logan, Mike	1388 SUNFLOWER LN	BRENTWOOD, CA 94513-6503	(925) 513-9272	82				
Lone Tree Drive In	Gee, Kwg Wah Kay	8383 LONE TREE WAY	BRENTWOOD, CA 94513-2185	(952) 634-4629	24				
Lone Tree Garden Center	Villasenor, Rodolfo	8320 LONE TREE WAY	BRENTWOOD, CA 94513-2117	(925) 584-7258	41				
Lone Tree Thai Cuisine	Soisaengthong, Theera	5401 LONE TREE WAY STE 150	BRENTWOOD, CA 94513-5362	(925) 516-3343	24				
Lozano Landscaping	Lozano Jr, Efran	1201 SILVERTON WAY	BRENTWOOD, CA 94513-6807	(925) 634-1471	55				
Lumpy's Diner	Martinez, Salvador	7760 BRENTWOOD BLVD E	BRENTWOOD, CA 94513-1062	(925) 420-5373	24				
Lunger Electric Inc	Lunger, Machael A	2732 ST ANDREWS DR	BRENTWOOD, CA 94513-4645	(925) 240-1821	82				
Lykos Technology	Sterpka, Melissa	762 WATERVILLE DR	BRENTWOOD, CA 94513-5050	(925) 785-5968	86				
M J H Excavating, Inc.	Harris, Mark J	100 BALFOUR RD	BRENTWOOD, CA 94513-4922	(925) 757-2309	98				
M J'S Downtown	Hamilton, Jennifer	655 1ST ST	BRENTWOOD, CA 94513-1322	(925) 766-0107	24				
M. Balfour Inc. DbA: Mc Donald's	Goldblatt, Jason	2351 BALFOUR RD	BRENTWOOD, CA 94513-4937	(925) 277-0563	24				
M3 Construction General Contractors, Inc.	Musser, Joe	1924 LAS MONTANAS CT	Brentwood, CA 94513-6602	(925) 826-2114	82				
Mabuhay Habon LLC	Habon, Rhodora K	50 SAND CREEK RD STE 40	BRENTWOOD, CA 94513-2092	(415) 412-7698	24				
Mac's Mobile Detailing	Mc Devitt, Brian	203 BRUSHWOOD PL	BRENTWOOD, CA 94513-2094	(925) 759-0969	110				
Marchio Construction Services	Marchio, Raymond	845 DAINTY AVE	BRENTWOOD, CA 94513-1203	(925) 516-9351	82				
Mario Lopez	Mario Lopez	565 MENDOTA ST	BRENTWOOD, CA 94513-6374	(925) 634-9880	55				
Mark's Custom Wood Design	Bower, Mark	856 BOONE DR	BRENTWOOD, CA 94513-8332	(925) 301-6172	82				
Martin Garcia - Martins Landscaping	Garcia, Martin	10408 DEER VALLEY RD	BRENTWOOD, CA 94513-4933	(925) 776-4958	55				
Martinez Construction	Martinez, David	2667 TORREY PINES DR	BRENTWOOD, CA 94513-7089	(925) 516-7915	82				
Martinez Landscaping	Martinez, Isaias	180 BEVERLY PL	BRENTWOOD, CA 94513-2101	(925) 752-5782	55				
Mashore Auto Body & Paint	Mashore, Steve Jason	44 SYCAMORE AVE #A	BRENTWOOD, CA 94513-5188	(925) 516-1930	94				
Mauricio's Auto Shop	Montes, Roberto	8570 BRENTWOOD BLVD # A	BRENTWOOD, CA 94513-1654	(925) 634-5100	71				
Mav G Entertainment	Grier, Maverick	1797 ROMULUS PL	BRENTWOOD, CA 94513-1770	(510) 329-5212	110				
Mc Donald's	Goldblatt, Howard	7455 BRENTWOOD BLVD	BRENTWOOD, CA 94513-2026	(925) 634-4414	24				
McCauley Agricultural & Pest Service	McCauley, Glen	300 BALFOUR RD	BRENTWOOD, CA 94513-4925	(925) 634-1255	90				
McCauley Brothers Inc	McCauley, Sean	420 BEATRICE CT STE E	BRENTWOOD, CA 94513-7368	(925) 513-7336	82				
Metro Painting Company	Slack, Rodger	570 WILDROSE WAY	BRENTWOOD, CA 94513-1920	(925) 813-8273	82				
Meyerz Wirez Inc	Meyers, Jacob	144 CONTINENTE AVE STE 170	BRENTWOOD, CA 94513-7051	(707) 290-8930	86				
Mey's Marvels	Mitchell, Melissa	647 1ST ST	BRENTWOOD, CA 94513-1322	(925) 565-9581	21				
Mi Jaliscos Taqueria	Torres, Daniel	2261 BALFOUR RD STE C	BRENTWOOD, CA 94513-4946	(925) 240-5600	24				
Michaels Custom Restoration & Body Shop Inc	Hernandez, Morena	8570 BRENTWOOD BLVD	BRENTWOOD, CA 94513-1654	(925) 513-7956	71				
Micon Automotive Inc.	Rominger, Michael	305 CENTRAL TER B	BRENTWOOD, CA 94513-2231	(925) 516-9801	72				
Mikado Bistro	Tang, Kai Yung	2500 SAND CREEK RD	BRENTWOOD, CA 94513-7059	(925) 308-7108	24				
Mike Asbill Painting	Asbill, Mike	757 HEATHER PL	BRENTWOOD, CA 94513-1267	(925) 516-1140	82				
Mike Rose's Auto Body Inc	Rose, Michael	4535 OHARA AVE	BRENTWOOD, CA 94513-2206	(925) 634-6366	71				
Millennium Auto Care	Zazi, Morsalean	6700 BRENTWOOD BLVD B	BRENTWOOD, CA 94513-5725	(925) 516-6602	71				
Mix It Up	Hoang, Christine	5421 LONE TREE WAY #102	BRENTWOOD, CA 94513	(925) 513-9317	21				

Attachment C.4.b.iii.(1) - Potential Facilities List

Mobile Mechanic Repair L L C	Marchi, Joe	975 RANDY WAY	BRENTWOOD, CA 94513-5411	(925) 570-0154	110				
Mod Super Fast Pizza (California), LLC.	Svenson, Scott	5411 LONE TREE WAY STE 100	BRENTWOOD, CA 94513-5356	(888) 770-6637	24				
Monkey Wrenches Inc.	Curran, Ted V	8130 BRENTWOOD BLVD	BRENTWOOD, CA 94513-1187	(925) 634-4145	71				
Mountain Mikes Pizza	Seita, Luis	380 W COUNTRY CLUB DR	BRENTWOOD, CA 94513-4235	(925) 626-3755	35				
Mountain Mikes Pizza	Seita, Luis M	1185 2ND ST SUITE M	BRENTWOOD, CA 94513-2229	(925) 784-8819	35				
Mr Pickles Sandwich Shop	March, Renee	3130 BALFOUR RD STE F	BRENTWOOD, CA 94513-5516	(925) 487-8822	24	X		X	
Mt. Diablo Gardening Inc	Vera, Cesar	701 ALLBROOK CT	BRENTWOOD, CA 94513-1863	(925) 240-9498	55				
Mufflhi Inc. DbA Los Mexicanos Market	Mufflhi, Abdulla	50 SAND CREEK RD #36	BRENTWOOD, CA 94513-2089	(925) 654-6412	20				
Mundo Auto Repair	Avelar, Edmundo	6750 BRENTWOOD BLVD	BRENTWOOD, CA 94513-2120	(925) 565-7188	71				
N A M A C	Samimi, Joseph	4550 BALFOUR RD STE E	BRENTWOOD, CA 94513-1515	(925) 626-5522	24				
Nations Giant Hamburgers	Power, Dale J	6560 LONE TREE WAY STE A	BRENTWOOD, CA 94513-5264	(510) 237-1952	24				X
Neo Yards	Carranza, Nereo	1920 LONE OAK RD	BRENTWOOD, CA 94513-2048	(925) 240-0503	55				
New Touch	Gilchrest, Colon	1432 HILLSBOROUGH BLVD	BRENTWOOD, CA 94513-7217	(510) 919-3976	94				
Nipit & Rawin LLC	Jirasaveekul, Navarat	6670 LONE TREE WAY #5	BRENTWOOD, CA 94513-5392	(925) 418-4970	24				
Norcal Builders	Barnes, Michael	9000 BRENTWOOD BLVD	BRENTWOOD, CA 94513-4092	(925) 679-8000	82				
Northwestern Auto Brokers	Ratliff, Gregory M	480 SUNBURY CT	BRENTWOOD, CA 94513-5083	(510) 409-4847	94				
Oakley Muffler & Brakes (#2)	Guzman, Francisco Javier	8445-C BRENTWOOD BLVD STE C	BRENTWOOD, CA 94513-1376	(925) 634-5661	71				
Oakley Petro, Inc.	Mann, Harkawal	2250 BALFOUR RD	BRENTWOOD, CA 94513-4926	(831) 710-1230	96				
Oasis Grill & Bar	Sepulveda, Jose Alfredo	7351 BRENTWOOD BLVD STE B	BRENTWOOD, CA 94513-2058	(925) 240-1373	24				
Ocho's Landscaping	Ibarra, Jose E	1001 CHAMOMILE LN	BRENTWOOD, CA 94513-6173	(925) 705-0323	55				
Oliver Electric	Oliver, Ronald	383 LUNA CT	BRENTWOOD, CA 94513-1946	(925) 567-6150	82				
One Stop Auto Service	Kutzli, Ashley	6655 BRENTWOOD BLVD	BRENTWOOD, CA 94513-2173	(925) 634-1757	71				
Oodles Of Noodles & More	Lei, Jonathan & Di Ann	6670 LONE TREE WAY STE 5	BRENTWOOD, CA 94513-5391	(925) 418-4970	24				
Orbium Inc. D B A Melo's Pizza & Pasta	Cianfarni, Dominic	6580 LONE TREE WAY	BRENTWOOD, CA 94513-5257	(925) 626-3773	24				X
O'Reilly Auto Enterprises LLC DbA	O'Reilly Auto Enterprises, LLC.	8600 BRENTWOOD BLVD	BRENTWOOD, CA 94513-5656	(417) 874-7114	61				
O'Reilly Auto Parts #3631	Henslee, Greg	6720 LONE TREE WAY	BRENTWOOD, CA 94513-5300	(925) 634-1899	61				
Original Mel's Diner	Yakel, Don	2523 SAND CREEK RD #100	BRENTWOOD, CA 94513-7185	(925) 240-6357	24				X
Orleans	Nelson, Millicent	613 1ST ST	BRENTWOOD, CA 94513-1397		36				
Ortega's Yard Maintenance	Ortega, Celia	828 S ESTATES DR	BRENTWOOD, CA 94513-1216	(925) 634-2065	55				
Oscar Hernandez Landscaping & Maintenance Service	Hernandez, Oscar	2540 VIRGINIA DR	BRENTWOOD, CA 94513-2126	(925) 727-5301	55				
P C T Enterprises, Inc. DbA	Taylor, Paul Edward	145 MIDDLEFIELD CT	BRENTWOOD, CA 94513-4023	(925) 634-5552	82				
Pacific Brentwood Junction	Rosen, David S	6560 LONE TREE WAY	BRENTWOOD, CA 94513-5264	(310) 477-5300	1001				
Panda Express #950	Panda Express #950	3140 BALFOUR RD # A	BRENTWOOD, CA 94513-5517	(925) 513-6922	24				
Papa Murphy's Pizza	Papa Murphy's Pizza, William Kodweil	1145 2ND ST	BRENTWOOD, CA 94513-2292	(925) 516-8300	24				
Papaya Grill	San Antonio, Edwin	2505 SAND CREEK RD #112	BRENTWOOD, CA 94513-7183	(650) 544-1115	24				X
Paradise Building Material	Wagner, Mark	2604 TORREY PINES DR	BRENTWOOD, CA 94513-7093	(925) 634-8943	82				
Parenti Construction	Parenti, Steve	1657 LILLIAN ST	BRENTWOOD, CA 94513-5258	(925) 383-7793	82				
Parkway Center	Brown, Msrs Maggiore Casey	8150 BRENTWOOD BLVD	BRENTWOOD, CA 94513	(925) 634-4176	71				
Patch Master Drywall	Loofbourow, Jill	2191 EMPIRE AVE	BRENTWOOD, CA 94513-5331	(925) 634-8656	82				
Patrick Construction	Kearns, George	753 ALLEN CT	BRENTWOOD, CA 94513-6213	(925) 634-5978	82				
Peet's Operating Company Inc.	Peet's Operating Company Inc.	5411 LONE TREE WAY STE. L-130	BRENTWOOD, CA 94513-5351	(510) 594-2100	24	X			
Pena Towing	Pena, Jose Ange	656 ALLBROOK DR	BRENTWOOD, CA 94513-1858	(925) 457-5465	71				
Perez Nursery & Landscaping	Perez, Luis	2601 WALNUT BLVD	BRENTWOOD, CA 94513-4402	(925) 516-1052	41		X		
Performance Machining	Goddard Jr, Kenneth L	325 TOWN CENTRE TER UNIT B	BRENTWOOD, CA 94513-2212	(925) 819-2869	98				
Peter's Garden Services	Dominguez, Efrén P	2736 LA COSTA DR	BRENTWOOD, CA 94513-7079	(925) 240-5895	55				
Pho Le	Lien Kim Mai	41 SAND CREEK RD #C	BRENTWOOD, CA 94513-7321	(925) 595-5605	24				
Pho Vietnam	Huynh, An-Viet	622 1ST ST	BRENTWOOD, CA 94513-1323	(925) 516-5654	24				
Pine Street Plaza L L C	Martin, Paul	8300 BRENTWOOD BLVD	BRENTWOOD, CA 94513-1172	(925) 225-2102	1001				
Pizza Guys #155	Mohammed, Shoab	8610 BRENTWOOD BLVD H	BRENTWOOD, CA 94513-5658	(925) 634-1414	24				X
Pizza Guys #162	Do, Raley	6270 LONETREE WAY #F	BRENTWOOD, CA 94513	(925) 626-3888	24	X		X	
Pizza Hut	Calpac Pizza II, LLC	3101 BALFOUR RD	BRENTWOOD, CA 94513-2998	(925) 314-4233	24				
Plan B General Contractor	Luca, Bryan	421 LONE OAK CT	BRENTWOOD, CA 94513-2053	(925) 595-0694	50				
Pool & Landscape Development	Cooley, Dewight	234 OAK ST STE 1	BRENTWOOD, CA 94513-1334	(925) 516-1601	82				
Precision Dent Repair - William Burns- Susan Burns	Burns, Bill	873 MICKELSEN CT	BRENTWOOD, CA 94513-6218	(510) 708-9844	94				
Precision Plumbing	Harrison, Ron	8580 BRENTWOOD BLVD	BRENTWOOD, CA 94513-1632	(925) 525-7660	82				
Preferred American Instrument Co Inc	Breves, Arthur J	44 SYCAMORE AVE SUITE B	BRENTWOOD, CA 94513-5125	(925) 516-0900	82				
Premier Floral And Event Loft	Hartshorn, Samantha	7740 BRENTWOOD BLVD #A	BRENTWOOD, CA 94513	(925) 522-1813	13				
Presidential Machine Repair	Moore, Cedric	1462 MAJESTIC LN	BRENTWOOD, CA 94513-6545	(800) 311-8455	72				
Prestige Gunite	Huchton, William	144 CONTINENTE AVE 250	BRENTWOOD, CA 94513-7107	(877) 486-4831	82				
Prof. Landscape & Construction Inc.	Villasenor, Rodolfo	8320 LONE TREE WAY	BRENTWOOD, CA 94513-2117	(925) 679-0350	55				

Attachment C.4.b.iii.(1) - Potential Facilities List

Property Maintenance Painting & Construction	Banuelos, Chad	1777 CHILI CT	BRENTWOOD, CA 94513-2339	(510) 791-8800	82				
Pulte Home Corporation	Kalmach, Steve	526 MANDEVILLA DR	BRENTWOOD, CA 94513	(925) 249-3200	82				
Purifyx, Inc	Bossi, Michael	50 SAND CREEK RD STE 300	BRENTWOOD, CA 94513-2029	(925) 513-5643	82				
Quickly Restaurant	Nguyen, Vinh	2415 EMPIRE AVE SUITE #201	BRENTWOOD, CA 94513	(925) 418-4240	24				
Quik Stop Market #3149	Bach, Robert	3940A WALNUT BLVD STE A	BRENTWOOD, CA 94513-1229	(925) 634-0369	46				
Quiznos Sub	Nazir, Christopher	8610 BRENTWOOD BLVD STE A	BRENTWOOD, CA 94513-5657	(925) 308-7103	24		X		X
R & D Construction Services	Davis, Randall E	772 MCCLARREN RD	BRENTWOOD, CA 94513-1453	(925) 550-3309	82				
R K Hardwood Flooring	Kraus, Rudy	171 TRENT PL	BRENTWOOD, CA 94513-7335	(925) 382-5577	82				
Raley's #336	Teel, Joyce N	2400 SAND CREEK RD	BRENTWOOD, CA 94513-7058	(925) 513-9400	33		X		X
Raul's Pro- Paving Rentals	Lerma, Raul	100 STARVIEW CT	BRENTWOOD, CA 94513-2937	(925) 516-9237	82				
Raymond's Landscaping	Zepeda, Ramon	1961 EDEN PLAINS RD	BRENTWOOD, CA 94513-2856	(925) 382-1850	55				
Red Robin International Inc	Kaplan, Michael C	2385 SAND CREEK RD	BRENTWOOD, CA 94513-7173	(925) 516-9020	36		X	X	X
Reyna And Company L L C	Reyna, Joseph	2305 INDIAN SPRINGS DR	BRENTWOOD, CA 94513-4135	(925) 301-6230	24				
Rhs Construction Company	Sherdel, Robert	1973 RAPALLO CT	BRENTWOOD, CA 94513-5936	(925) 383-5901	82				
Ribbons And Roses	O'Brien, Diane	151 CHESTNUT ST	BRENTWOOD, CA 94513-1302	(925) 634-3832	13				
Right Away Redy Mix, Inc	Right Away Redy Mix, Inc	11911 BRENTWOOD BLVD	BRENTWOOD, CA 94513	(510) 632-0602	82				
Rm Builders Construction	Reyes, Randy	724 CROSSRIDGE CT	BRENTWOOD, CA 94513-1862	(925) 978-3550	82				
Road Runner R V Inc	Ylitalo, Scott	415 BEATRICE CT	BRENTWOOD, CA 94513-7352	(925) 240-6773	95				
Robert J Freitas General Building Cont	Freitas, Robert J	555 HOFFMAN LN	BRENTWOOD, CA 94513-4301	(925) 634-9500	82				
Rodda Electric, Inc.	Rodda, Raymond	380 CARROL CT STE L	BRENTWOOD, CA 94513-7353	(925) 240-6024	82		X		
Rodriguez Family Orchids	Rodriguez, Miguel	2850 OHARA AVE	BRENTWOOD, CA 94513-5476	(925) 642-8511	41				
Roland & Son Ptg Co Inc	Roland, Art	451 PAYNE AVE	BRENTWOOD, CA 94513-4705	(925) 634-8893	82				
Rosalio's Gardening Service	Colmenares, Rosalio	266 GROVEWOOD LOOP	BRENTWOOD, CA 94513-2017	(925) 382-1311	55				
Rose And Sons Glass	Rose, David	230 CHESTNUT ST	BRENTWOOD, CA 94513-1307	(925) 634-5609	82				
Round Table Pizza	Round Table Development Co.	2540 SAND CREEK RD	BRENTWOOD, CA 94513-7091	(925) 240-8778	35				X
Rubio's Restaurants Inc	Rubio, Ralph	2505 SAND CREEK RD #227	BRENTWOOD, CA 94513-7183	(760) 929-8226	24				X
Rudy's Custom Concrete	Salinas, Rudy	8251 LONE TREE WAY	BRENTWOOD, CA 94513-2116	(925) 513-2183	82				
Rumasa Group L L C	Martinez, Jose G	2200 SAND CREEK RD SUITE J	BRENTWOOD, CA 94513-7103	(925) 550-1175	1001				
Rytek Food Systems	Nelson, Eric	278 PEBBLE BEACH DR	BRENTWOOD, CA 94513-7088	(925) 628-6950	72				
S & D Construction	Pico, Dennis E	1788 CORTE VISTA ST	BRENTWOOD, CA 94513-6511	(925) 382-2061	82				
S F B Motors, Inc.	Arian, Farouq	8010 BRENTWOOD BLVD #C	BRENTWOOD, CA 94513-1120	(925) 513-5385	94				
S R Motorsports	Lochhead, Ray	320 FAIRVIEW AVE	BRENTWOOD, CA 94513-1703	(925) 516-7382	61				
S T M Automotive, Inc. (Db: S. P. Automotive)	Rickey, James R	8130 BRENTWOOD BLVD	BRENTWOOD, CA 94513-1187	(925) 634-1121	61				
S. D. Svc., Inc.	Diaz, Dan	688 CANNMORE CT	BRENTWOOD, CA 94513-5054	(925) 382-5298	82				
Saap Inc. Db: Vitality Bowls Brentwood	Seth, Ameet	2375 SAND CREEK RD SUITE 102	BRENTWOOD, CA 94513	(925) 666-8748	21				
Safeway #2621	Safeway #2621	3110 BALFOUR RD	BRENTWOOD, CA 94513-5500	(925) 626-6020	33		X		X
Safeway Inc 1234	Safeway Inc.	1125 2ND ST BRENTWOOD	BRENTWOOD, CA 94513-2211	(925) 634-6780	33				
Sage Brush Cable Engineering	Durflinger, Bob	415 BEATRICE CT STE G	BRENTWOOD, CA 94513-7339	(209) 365-3598	86				
Salad Makers Inc	Akbar, Zaher	2565 SAND CREEK RD #100	BRENTWOOD, CA 94513-7191	(925) 240-2835	24				
Salter's Handyman Service	Salter, Bruce	1075 SOMERSBY WAY	BRENTWOOD, CA 94513-6803	(925) 813-8425	82				
Savers Auto Service	Henriquez, Hugo	6758 BRENTWOOD BLVD STE B	BRENTWOOD, CA 94513	(925) 516-9192	62				
Savior Plumbing, Inc	Cortez, Tamara	3745 ASHWOOD DR	BRENTWOOD, CA 94513	(925) 461-8549	82				
Sexton Heating & Air	Sexton, Patrick	769 ALLBROOK CT	BRENTWOOD, CA 94513-1852	(925) 783-0987	82				
Shirasoni	Ho, David M	6367 LONE TREE WAY	BRENTWOOD, CA 94513-5210		24				
Shos Enterprises	Shofuleji, Ozayinka	505 VERBENA CT	BRENTWOOD, CA 94513-1565	(510) 459-2729	61				
Smokehouse Barbq	Smith, Terry Y	5601 LONE TREE WAY	BRENTWOOD, CA 94513-5376	(925) 565-4079	24				
Sodhi Petroleum Inc. Db: Brentwood Gas & More	Kaur, Sundeeep	6750 BRENTWOOD BLVD	BRENTWOOD, CA 94513-2120	(925) 516-4668	61				
Solar Harmonics Inc	Duran, Jamie	2511 TROON DR	BRENTWOOD, CA 94513-5614	(925) 756-6944	82				
Solid Rock Construction Jason & Christina Dingle	Dingle, Jason	2204 BARCELONA CT	BRENTWOOD, CA 94513-4129	(925) 383-2221	82				
Sono 360	Malek, Sheida T	2033 FITZGERALD WAY	BRENTWOOD, CA 94513-2367	(925) 305-9645	110				
Starbucks Coffee #5944	Schultz, Howard	8610 BRENTWOOD BLVD #1	BRENTWOOD, CA 94513-5686	(206) 318-8705	24		X		X
Staricco Construction	Staricco, Jack	2145 ELKINS WAY STE C	BRENTWOOD, CA 94513-7363	(925) 766-4681	82				
Sticky Chicken & Ribs	Hinkle, Gerald	6670 LONE TREE WAY #1	BRENTWOOD, CA 94513-5392	(510) 325-2113	24				
Strategic Electric Security	Bowen, Jack	770 CHERRY TREE CT	BRENTWOOD, CA 94513-1873	(925) 305-6058	82				
Strauch And Company	Strauch, Marc	6481 LONE TREE WAY	BRENTWOOD, CA 94513-5367	(916) 294-9752	46				
Straw Hat Pizza	Lister, Sal	6680 LONE TREE WAY	BRENTWOOD, CA 94513-5308	(925) 634-3664	35				
Strawn's Concrete	Strawn, David M	2982 BLUMEN AVE	BRENTWOOD, CA 94513-2373	(925) 303-9712	82				
Strong Brown 204 Inc	Gomez, Hector	7810 BRENTWOOD BLVD #204	BRENTWOOD, CA 94513-1039	(925) 634-4178	24				
Subway #3379	Dhalwal, Amandeep	2261-B BALFOUR RD STE B	BRENTWOOD, CA 94513-4946		24				
Sugimoto Dental Laboratory	Sugimoto, Jeffry	4501 OHARA AVE #J	BRENTWOOD, CA 94513-2289	(925) 634-0758	82				

Attachment C.4.b.iii.(1) - Potential Facilities List

Summers Pizza Inc DbA Domino's Pizza	Sharifi, Sammy	8300 BRENTWOOD BLVD	BRENTWOOD, CA 94513-1172	(925) 240-8555	24				
Sunbusters Patio Cover Co Inc	Lee, Alan	700 HARVEST PARK DR STE G	BRENTWOOD, CA 94513-4008	(925) 625-0120	82				
Sunseri & Sons Transportation	Sunseri, Ricky L	2155 APPLE HILL TER	BRENTWOOD, CA 94513-2691	(408) 799-4711	95				
Sunshine Donuts	Lim, Tim	8300 BRENTWOOD BLVD STE A	BRENTWOOD, CA 94513-1172	(925) 420-6559	24				
Superior Painting By Brooks	Brooks, Jeffery	1244 SHELTON DR	BRENTWOOD, CA 94513-1893	(925) 240-7625	82				
Sweeney's Grill	Charitou, Veronica	301 OAK ST	BRENTWOOD, CA 94513-1338	(925) 634-5192	36				
Tacos El Asador	Trejo, Rafael	49 GOLDMEADOW CT	BRENTWOOD, CA 94513-2501	(510) 377-9580	110				
Tahoe Pool Service	Davi, Paul A	1130-B SUNSET RD	BRENTWOOD, CA 94513	(928) 513-8080	82				
Tailgaters Brentwood, Inc.	Poot, Norman	8065 BRENTWOOD BLVD #6	BRENTWOOD, CA 94513-1173	(925) 513-8281	36				
Tamale Lovers	Bess, Tony	8610 BRENTWOOD BLVD F	BRENTWOOD, CA 94513-5657	(925) 354-9863	24	X			X
Tan 365	Pedreira, Kathie	1684 GREENYARD CT	BRENTWOOD, CA 94513-5844	(925) 216-5760	110				
Tau Delta Industries, Inc	Picazo, Tamara	55 BRODERICK DR STE B	BRENTWOOD, CA 94513-1067	(925) 420-6464	86				
Tdmc Construction Inc	Curtis, Mike	2145 ELKINS WAY #D	BRENTWOOD, CA 94513-7362	(925) 516-6240	82				
Templer's Autobody Towing	Templer, Lisa	630 SUNSET RD	BRENTWOOD, CA 94513	(925) 754-4477	71				
Teviotdale	Riley, Timothy	547 CASHEW PL	BRENTWOOD, CA 94513-1980	(925) 240-0989	82				
The Auto Doctor	Cabrera, Barbara	8040 BRENTWOOD BLVD B	BRENTWOOD, CA 94513-1188	(925) 634-1932	71				
The Brake Busters	Rotstein, Benjamin	2376 FERNWOOD LN	BRENTWOOD, CA 94513-7077	(925) 783-9111	71				
The Flooring Specialist	Hernandez, Marcos	525 COCONUT PL	BRENTWOOD, CA 94513-1994	(925) 586-6503	82				
The Game Sports Pub N Pizza	Abreu, Joe M	235 OAK ST	BRENTWOOD, CA 94513-1336	(925) 634-4263	35				
The Ideal Floor Co	Pacheco, Joseph L	6900 LONE TREE WAY	BRENTWOOD, CA 94513-5319	(925) 628-1771	82				
The Sherwin-Williams Company	The Sherwin-Williams Company	3111 BALFOUR RD	BRENTWOOD, CA 94513-2891	(925) 513-6519	53				
The Wishing Crab	Le, Van My	2505 SAND CREEK RD #108	BRENTWOOD, CA 94513-7183	(209) 662-0134	24	X	X	X	
Thorpe Design Inc	Above, Same As	410 BEATRICE CT STE A	BRENTWOOD, CA 94513-7366	(925) 634-5758	82				
Tile Floors Counters And Showers By Randy	Pfohl, Randy	308 WILDBERRY DR	BRENTWOOD, CA 94513-1731	(925) 864-1594	82				
Togo's Eatery	Bump, Raymond & Roxan E	1155 2ND ST	BRENTWOOD, CA 94513-2285	(925) 513-1400	24				
Tompkins & Sons, Inc.	Tompkins, Val	6240 BRENTWOOD BLVD	BRENTWOOD, CA 94513-5715	(925) 634-1188	71				
Tower Mart #94	Rogers, John T	8750 BRENTWOOD BLVD	BRENTWOOD, CA 94513-5600	(310) 538-8000	62				
Town & Country Roofing	Tamayo, Jeff	2155 ELKINS WAY STE H	BRENTWOOD, CA 94513-7365	(925) 634-7663	82				
Tractor Supply Company #2145	Sandfort, Gregory A	8800 BRENTWOOD BLVD	BRENTWOOD, CA 94513-4003	(615) 440-4559	40				
Trader Joe's Company	Bane, Dan	5451 LONE TREE WAY	BRENTWOOD, CA 94513-5325	(626) 599-3715	33	X			
Travas Falconer Solar Sales	Falconer, Travas	552 SARAH ST	Brentwood, CA 94513-2524	(925) 852-7485	82				
Tri City Auto Plaza	Pashkover, Igor	6935 LONE TREE WAY	BRENTWOOD, CA 94513-5403	(925) 513-7305	62	X			
Tri City Express Lube	Pashkover, Igor	6938 LONE TREE WAY	BRENTWOOD, CA 94513	(925) 513-7028	61	X			
Tri Pointe Homes, Inc.	Frankel, Jeffrey D	674 NORWOOD CT	BRENTWOOD, CA 94513	(925) 804-2220	82				
Trilogy Vineyards, L L C	Shea Sr, John F	1988 SACRED MOUNTAIN LN	BRENTWOOD, CA 94513-4251	(925) 809-7100	82				
Trinity Emcs Inc	James, Robin H	1181 CENTRAL BLVD	BRENTWOOD, CA 94513-2278	(707) 335-4664	82				
Trost Bobcat Service	Trost, Todd	8291 LONE TREE WAY	BRENTWOOD, CA 94513-2116	(925) 634-8860	82				
Tumble Time L L C	Harper, Garrett & Angela	1171 HAZELWOOD CT	BRENTWOOD, CA 94513-6114	(925) 392-3215	110				
Unique Pools	Lozier, Bryan	1531 FAIRVIEW AVE	BRENTWOOD, CA 94513-5345	(925) 513-3800	82				
Uptown On 1st St Lounge	Dickens, Clint	613 1ST ST #107	BRENTWOOD, CA 94513-1397	(925) 550-2317	24				
Ursala, Inc. DbA Scotties	Nguyen, Scott	2013 ELKINS WAY STE A1	BRENTWOOD, CA 94513-7381	(925) 516-4131	24	X			
V Development	Vierra, Manuel S	550 HARVEST PARK DR A	BRENTWOOD, CA 94513-4058	(925) 634-8890	82				
V P's All-In-One Residential Service	Perez, Vicente R	855 NICHOLAS CT	Brentwood, CA 94513-2404	(925) 305-1208	82				
Valley Oak Nursery	Stout, Scotty J	7021 LONE TREE WAY	BRENTWOOD, CA 94513-5321	(925) 516-7868	41		X		
Van Siegman Landscapes	Van Siegman, Ron	103 KITE HAWK LN	BRENTWOOD, CA 94513-2802	(925) 634-6300	55				
Vargas Construction	Vargas, Anibal	664 RED ROME LN	BRENTWOOD, CA 94513-2687	(925) 634-6474	82				
Vargas Landscaping	Vargas, Eleuterio	1915 CESAR CHAVEZ DR	BRENTWOOD, CA 94513-2061	(925) 437-6174	55				
Velez Auto Repair	Velez Jr, Jose	2145 ELKINS WAY STE G	BRENTWOOD, CA 94513-7363	(925) 550-1823	71				
Venquest Investment & Prop Fgca LLC	Madhabhusi, Ranganath	6660 LONE TREE WAY STE 8	BRENTWOOD, CA 94513-5370	(916) 716-0692	24				
Vic Stewart's	Herrington, John S	2270 BALFOUR RD	BRENTWOOD, CA 94513-4926	(925) 240-2828	36				
Vintage Trans & Gear	Clark, Larry D	560 VALDRY CT #B7	BRENTWOOD, CA 94513-4097	(925) 513-4095	61				
Vitaligent East Bay LLC DbA: Jamba Juice #706	Vandekamp, H Dean	8630 BRENTWOOD BLVD	BRENTWOOD, CA 94513-5676	(925) 240-2999	24				
W. J. Kirk Welding	Kirk, William	8020 BRENTWOOD BLVD	BRENTWOOD, CA 94513-1120	(925) 634-4250	72				
Walgreens #06871	Walgreens #06871/ Walgreen Co.	4520 BALFOUR RD	BRENTWOOD, CA 94513-1529	(925) 516-8614	27	X			
Walgreens #09102	Gourlay, Alexander W	2271 BALFOUR RD	BRENTWOOD, CA 94513-4923	(925) 626-3491	27	X	X		
Walgreens #09978	Walgreens #09978 / Walgreen Co	6570 LONE TREE WAY	BRENTWOOD, CA 94513-5257	(925) 240-6073	27	X	X		
Waller, Inc	Waller, Johnny L	2229 TRINITY DR	BRENTWOOD, CA 94513-7215	(925) 634-3663	82				
Watts Residential Painting & Cabinet Refinishing	Walt F Christen	1168 SHADOWCLIFF WAY	BRENTWOOD, CA 94513-5830	(925) 516-0459	53				
Water Heaters Masters, Inc.	Diaz, Alex	2229 DEMARTINI LN	BRENTWOOD, CA 94513-5383	(925) 363-4965	82				
Weideman Construction, Inc	Weideman, John	433 IRON CLUB DR	BRENTWOOD, CA 94513-5038	(925) 240-1516	82				

Attachment C.4.b.iii.(1) - Potential Facilities List

Wences Handyman Service	Rodriguez, Wences	1228 DAINTY AVE	BRENTWOOD, CA 94513-1212	(925) 766-8125	82				
West Coast Clear Bra	De Vincenzi, Charlie	1434 RUEBENS MDW	BRENTWOOD, CA 94513-6148	(925) 513-2887	61				
West Coast Solar, Inc.	Tamayo, Jeffery	2155 ELKINS WAY STE H	BRENTWOOD, CA 94513-7365		82	X			
What A Grind	Seibaa, Samir O	761 2ND ST	BRENTWOOD, CA 94513-1352	(415) 570-3858	24				
Wiley, Inc.	Wiley, Michael R	417 CLARKSBURG PL	Brentwood, CA 94513-7206	(925) 240-9227	82				
Willy's Bagel And Blends Llc	Richardson, Ryan	1155 2ND ST SUITE D	BRENTWOOD, CA 94513-2202	(925) 634-2245	24				
Willys Bagels And Blends L L C	Richardson, Ryan	390 W COUNTRY CLUB DR	BRENTWOOD, CA 94513-4228	(925) 516-4153	24	X			
Winco Foods #52	Winco Foods , L L C	6700 LONE TREE WAY	BRENTWOOD, CA 94513-5300	(925) 513-0475	34	X		X	
Window Innovations	Clark, Steven D	230 EAGLE LN	BRENTWOOD, CA 94513-5230	(925) 634-6008	82				
Wireline L V S Inc.	Mahaney, Jeff	2961 BEGONIA CT	BRENTWOOD, CA 94513-5490	(925) 575-0472	82				
World Class Window Coverings, Co	Yocum, Dustin	390 CARROL CT STE G	BRENTWOOD, CA 94513-5674	(925) 626-7333	82				
Yesterdays Treasures Consignment Inc	Ketchel, Terry	4441 BALFOUR RD	BRENTWOOD, CA 94513-1557	(925) 516-8549	32				
Yogurt Pizazz L L C	Rigney, Louis M	3860 BALFOUR RD STE E	BRENTWOOD, CA 94513-1645	(510) 260-7847	24	X	X		
Yogurt Pizazz L L C	Rigney, Lou	2455 SAND CREEK RD STE 108	BRENTWOOD, CA 94513-7176	(510) 260-7847	24	X			
Zgolf Food & Beverage Services LLC, Brentwood Golf Club	Zaruka, John W	100 SUMMERSET DR	BRENTWOOD, CA 94513-6426	(925) 516-3400 x10	24				X

C.3.h.iv. ► Installed Stormwater Treatment Systems Operation and Maintenance Verification Inspection Program Reporting

Name of Facility/Site Inspected	Address of Facility/Site Inspected	Newly Installed? (YES/NO)	Party Responsible For Maintenance	Date of Inspection	Type of Inspection	Type of Treatment/HM Control(s) Inspected	Inspection Findings or Results	Enforcement Action Taken	Comments/ Follow-up
Brentwood City Hall	120 City Park Way	No	City of Brentwood	3/8/2013	Annual	Contech Hydrodynamic Separator	N/A	N/A	5.1 Ac treated
Brentwood Station	6061 Lone Tree Way	No	Brentwood Station	4/13/2015	Biannual	Hydrodynamic Separator (CDS)/Catch Basin Inserts	N/A	N/A	
Brentwood Sunset Park	655 Sunset Rd.	No	City of Brentwood	6/26/2014	Routine	Bio-Retention Facility	N/A	N/A	
Acorn Self Storage	6900 Lone Tree Way	No	Acorn Self Storage	4/13/2015	Biannual	Hydrodynamic Separator	N/A	N/A	7.3 ac Treated
Auto Zone	7609 Brentwood Blvd	No	Auto Zone	4/28/2013	Routine	Bio-Retention Facility	N/A	N/A	
Black Angus	2355 Sand Creek Rd.	No	Black Angus	1/21/2014	Routine	Bio-Retention Facility	N/A	N/A	
Balfour Medical Facility	2221 & 2201 Balfour Rd,	No	Equus Group	5/7/2014	Routine	Catch Basin Filters	N/A	N/A	
Country Club Retail	380 West Country Club Dr.	No	Equus Group	2/24/2014	Annual	Hydrodynamic Separator	N/A	N/A	
Delta Valley Athletic Club	120 & 140 Guthrie Lane	No	Matt Ellison	5/7/2014	Routine	Catch Basin Filters	N/A	N/A	
Harvest Commerce Center	9000 Brentwood Blvd.	No	Property Innovations; 925-516-1629	2/7/2013	Annual	Hydrodynamic Separators (2)	N/A	N/A	
Immaculate Heart of Mary Church	500 Fairview Ave	No	Church	6/1/2014	Biannual	Retention Basin/Catch Basin Inserts	N/A	N/A	
In-N-Out #189	5581 Lone Tree Way	No	In-N-Out	5/7/2014	Annual	Inlet Filters	N/A	N/A	

C.3.h.iv. ► Installed Stormwater Treatment Systems Operation and Maintenance Verification Inspection Program Reporting

Name of Facility/Site Inspected	Address of Facility/Site Inspected	Newly Installed? (YES/NO)	Party Responsible For Maintenance	Date of Inspection	Type of Inspection	Type of Treatment/HM Control(s) Inspected	Inspection Findings or Results	Enforcement Action Taken	Comments/ Follow-up
LDS Church	1875 Highland Way	No	Church	12/15/2014	Routine	Bio-Retention Facility	N/A	N/A	
Lone Oak	Lone Oak/Caper Dr	No	City of Brentwood	4/26/2017		Water Quality Basin	N/A	N/A	
Mission Grove	Armstrong Rd. (Subdivision #9154)	No	Discovery Builders	12/15/2014	Routine	Bio-Retention Facilities	N/A	N/A	
Jehovah's Witness Church	Smith Road	No	Church	3/6/2013	Routine	Bio-Retention Facility	N/A	N/A	
Mike's Auto Body	4535 O'Hara Ave.	No	Mike Rose	4/1/2014	Biannual	Catch Basin Inserts	N/A	N/A	
Shops at Fairview	3101 Balfour Rd/corner with Fairview Ave	No	Balfour Partners	1/12/2015	Biannual	Hydrodynamic Separator / Bio-Retention Facility	N/A N/A	N/A	9.6 ac Treated
Streets of Brentwood	2565 San Creek Rd.	No	Streets of Brentwood	5/8/2014	Biannual	Bio-Retention Facility	N/A	N/A	
Empire Retail Shopping Center	2415 Empire Ave.	No	Empire Retail Shopping Center	6/1/2014	Biannual	Bio-Retention Facility	N/A	N/A	
Walgreens #9102	2271 Balfour Rd./Cortona Way	No	Walgreens	6/19/2014	Routine	Hydrodynamic Separator/Bio-Retention Facility	N/A	N/A	3.3 ac Treated
Walgreens #9978	6570 Lone Tree Way	No	Walgreens	6/19/2014	Routine	Bio-Retention Facility	N/A	N/A	
Vic Stewarts	2270 Balfour Rd.	No	Vic Stewarts	2/28/2014	Routine	Bio-Retention Facility	N/A	N/A	



C.3.h.iv. ► Installed Stormwater Treatment Systems Operation and Maintenance Verification Inspection Program Reporting

Name of Facility/Site Inspected	Address of Facility/Site Inspected	Newly Installed? (YES/NO)	Party Responsible For Maintenance	Date of Inspection	Type of Inspection	Type of Treatment/HM Control(s) Inspected	Inspection Findings or Results	Enforcement Action Taken	Comments/ Follow-up
Vornhagen Body & Paint	600 Harvest Park Dr.	No	Vornhagen	4/1/2014	Biannual	Catch Basin Inserts	N/A	N/A	
Best Buy Center	6600 Lone Tree Way	No	Best Buy Center	6/1/2014	Biannual	Hydrodynamic Separator /Bio-Retention Facility	N/A	N/A	3.7 ac Treated
Immaculate Heart of Mary Church	500 Fairview Ave.	No	Immaculate Heart of Mary Church	2/9/2014	Biannual	Catch Basin Inserts/Settlement Basin	N/A	N/A	
Carmel Estates	Carmel Pkwy/Marsh Creek	No	City of Brentwood	10/1/2013	Routine	Bio-Retention Facility	N/A	N/A	
Trash Capture Device	Thompsons Dr.	No	City of Brentwood	12/2/2016	Quarterly	Trash Capture Device	N/A	N/A	297 ac Treated
Balfour Rd. & Cortona Way	Behind Chevron next to Car Wash	No	City of Brentwood	12/2/2016	Annual	Hydrodynamic Separator	N/A	N/A	
GI_048 - John Muir Pkwy./Eagle Rock Way	Behind Kindercare	No	City of Brentwood	12/2/2016	Annual	Hydrodynamic Separator	N/A	N/A	
GI_012 - Neroly Rd.	End of Pristine Way	No	City of Brentwood	12/2/2016	Annual	Hydrodynamic Separator	N/A	N/A	
GI_011 - Neroly Rd.	End of Simba Place	No	City of Brentwood	12/2/2016	Annual	Hydrodynamic Separator	N/A	N/A	
GI_008 - Sycamore Dr.	White Swan St./Ibis St.	No	City of Brentwood	12/2/2016	Annual	Hydrodynamic Separator	N/A	N/A	

C.3.h.iv. ► Installed Stormwater Treatment Systems Operation and Maintenance Verification Inspection Program Reporting

Name of Facility/Site Inspected	Address of Facility/Site Inspected	Newly Installed? (YES/NO)	Party Responsible For Maintenance	Date of Inspection	Type of Inspection	Type of Treatment/HM Control(s) Inspected	Inspection Findings or Results	Enforcement Action Taken	Comments/ Follow-up
GI_013 - Helena Way	Backs up to Creek	No	City of Brentwood	12/2/2016	Annual	Hydrodynamic Separator	N/A	N/A	
GI_010 - 1473 Fairview Ave.	In Backyard (easement)	No	City of Brentwood	12/2/2016	Annual	Hydrodynamic Separator	N/A	N/A	
Holsapple Way	Behind Rose Bushes	No	City of Brentwood	12/2/2016	Annual	Hydrodynamic Separator	N/A	N/A	
GI_055 - Atherton & Sheldon	In Crosswalk	No	City of Brentwood	12/2/2016	Annual	Hydrodynamic Separator	N/A	N/A	
GI_056 - Blumen & Atherton	In Crosswalk	No	City of Brentwood	12/2/2016	Annual	Hydrodynamic Separator	N/A	N/A	
Wayne Dr.	Next to Creek on Grant St.	No	City of Brentwood	12/2/2016	Annual	Hydrodynamic Separator	N/A	N/A	
Winco #52	6700 Lone Tree Way	No	Winco	3/3/2014	Annual	Hydrodynamic Separator/Inets	N/A	N/A	
GI_002 - Sand Creek Rd.	Westbound east of O'Hara	No	City of Brentwood	12/2/2016	Annual	Hydrodynamic Separator	N/A	N/A	
GI_001	Sand Creek Business Center	No	Sand Creek Business Center	Dec-11	Annual	Hydrodynamic Separator	N/A	N/A	
GI_003	Balfour Rd./Fairview Ave.	No	Safeway	6/1/2014	Biannual	Hydrodynamic Separator	N/A	N/A	10 ac Treated

C.3.h.iv. ► Installed Stormwater Treatment Systems Operation and Maintenance Verification Inspection Program Reporting

Name of Facility/Site Inspected	Address of Facility/Site Inspected	Newly Installed? (YES/NO)	Party Responsible For Maintenance	Date of Inspection	Type of Inspection	Type of Treatment/HM Control(s) Inspected	Inspection Findings or Results	Enforcement Action Taken	Comments/ Follow-up
GI_004	Fairview Ave./Pierce St. - 6935 Lone Tree Way	No	Tri City Plaza	4/18/2011	Routine	Hydrodynamic Separator	N/A	N/A	Separator unit serves future development
GI_005	Brentwood Bl./Balfour Rd. (S)	No	Brentwood Car Wash			Hydrodynamic Separator	N/A	N/A	
GI_006	Brentwood Bl./Balfour Rd. (N)	No	Garin Ranch Commercial Center	4/1/2014	Routine	Hydrodynamic Separator	N/A	N/A	
GI_007	Brentwood Bl./Balfour Rd. (N)	No	Garin Ranch Commercial Center	4/1/2014	Routine	Hydrodynamic Separator	N/A	N/A	
GI_009 - Copper Gate	Business Center Dr./Copper Gate	No	Copper Gate	9/5/2006		Hydrodynamic Separator	N/A	N/A	
GI_014	Balfour Rd./Griffith Ln.	No	In-Shape Health Club	1/27/2012	Annual	Hydrodynamic Separator	N/A	N/A	
GI_015- Empire Crossings	6471 Lone Tree Way	No	Empire Crossings Shopping Center			Hydrodynamic Separator	N/A	N/A	9.1 ac Treated
GI_016	Highland Dr./Sand Creek Rd.	No	La Fuente Plaza	1/13/2012	Annual	Hydrodynamic Separator	N/A	N/A	

C.3.h.iv. ► Installed Stormwater Treatment Systems Operation and Maintenance Verification Inspection Program Reporting

Name of Facility/Site Inspected	Address of Facility/Site Inspected	Newly Installed? (YES/NO)	Party Responsible For Maintenance	Date of Inspection	Type of Inspection	Type of Treatment/HM Control(s) Inspected	Inspection Findings or Results	Enforcement Action Taken	Comments/ Follow-up
GI_018	Deer Ridge Country Club/Foothill Dr.	No	Deer Ridge Country Club			Hydrodynamic Separator	N/A	N/A	
GI_019	Deer Ridge Country Club/Foothill Dr.	No	Deer Ridge Country Club			Hydrodynamic Separator	N/A	N/A	
GI_020	Home Depot/Lone Tree Way	No	Home Depot	3/1/2014	Biannual	Hydrodynamic Separator	N/A	N/A	Incl.
GI_021	Business Center Dr./Copper Gate	No	Copper Gate	9/5/2006		Hydrodynamic Separator	N/A	N/A	Needs Maintenance
GI_023	2400 Balfour Rd.	No	John Muir Medical Center	4/13/2015	Biannual	Hydrodynamic Separator	N/A	N/A	
GI_024	Elkins Way	No				Hydrodynamic Separator	N/A	N/A	
GI_025	Elkins Way	No				Hydrodynamic Separator	N/A	N/A	
GI_026	Elkins Way	No				Hydrodynamic Separator	N/A	N/A	
GI_027	Arbor Ridge Apartments/Shady Willow Ln.	No	Arbor Ridge Apartments	1/27/2012	Annual	Hydrodynamic Separator	N/A	N/A	13.4 ac Treated

C.3.h.iv. ► Installed Stormwater Treatment Systems Operation and Maintenance Verification Inspection Program Reporting

Name of Facility/Site Inspected	Address of Facility/Site Inspected	Newly Installed? (YES/NO)	Party Responsible For Maintenance	Date of Inspection	Type of Inspection	Type of Treatment/HM Control(s) Inspected	Inspection Findings or Results	Enforcement Action Taken	Comments/ Follow-up
GI_028	Arbor Ridge Apartments/ Shady Willow Ln.	No	Arbor Ridge Apartments	3/13/2013	Annual	Hydrodynamic Separator	N/A	N/A	
							N/A		Incl.
GI_029	Arbor Ridge Apartments/ Shady Willow Ln.	No	Arbor Ridge Apartments	3/13/2013	Annual	Hydrodynamic Separator	N/A	N/A	Incl.
GI_030	Arbor Ridge Apartments/ Shady Willow Ln.	No	Arbor Ridge Apartments	3/13/2013	Annual	Hydrodynamic Separator	N/A	N/A	Incl.
							N/A		
GI_031	3291 Walnut Blvd./Conti- ente Way	No	Dr. Jeffrey – Walnut Commercial Center	3/14/2012	Annual	Hydrodynamic Separator	N/A	N/A	
GI_032	Central Ave./Walnut Blvd.	No	City of Brentwood	9/1/2016	Annual	Fossil Filter	N/A	N/A	Undevelop- ed Area – Pervious Field
GI_033	Central Ave./Walnut Blvd.	No	City of Brentwood	9/1/2016	Annual	Fossil Filter	N/A	N/A	Undevelop- ed Area – Pervious Field
GI_034	Adams Ln.	No	BUSD			Hydrodynamic Separator	N/A	N/A	

C.3.h.iv. ► Installed Stormwater Treatment Systems Operation and Maintenance Verification Inspection Program Reporting

Name of Facility/Site Inspected	Address of Facility/Site Inspected	Newly Installed? (YES/NO)	Party Responsible For Maintenance	Date of Inspection	Type of Inspection	Type of Treatment/HM Control(s) Inspected	Inspection Findings or Results	Enforcement Action Taken	Comments/ Follow-up
GI_035/045 – Westmont of Brentwood	450 John Muir Pkwy.	No	Westmont of Brentwood	4/1/2014	Biannual	Hydrodynamic Separator (2)	N/A	N/A	
GI_036 – Brentwood Medical Center	350 John Muir Pkwy	No	Brentwood Medical Center	12/8/2014	Biannual	Hydrodynamic Separator	N/A	N/A	
GI_039	Elkins Way	No		3/16/2011	Annual	Hydrodynamic Separator	N/A	N/A	Light use at this time
GI_040	415 Beatrice Ct.	No	Woodmore Finishing/Road Runner RV	3/16/2011	Annual	Hydrodynamic Separator	N/A	N/A	
GI_041	Elkins Way	No		3/16/2011	Annual	Hydrodynamic Separator	N/A	N/A	Light use at this time
GI_042	Carrol Ct.	No	Eco Water	4/12/2011	Annual	Hydrodynamic Separator	N/A	N/A	
GI_043	420 Beatrice Ct.	No	Sean McCauley	5/5/2014	Biannual	Hydrodynamic Separator	N/A	N/A	
GI_044 – Country Club Retail	380 West Country Club Dr.	No	Equus Group	2/10/2012	Annual	Hydrodynamic Separator	N/A	N/A	
GI_046	Elkins Way	No		3/16/2011	Annual	Hydrodynamic Separator	N/A	N/A	
GI_048	Foothill Dr.	No	City of Brentwood	9/1/2014	Annual	Hydrodynamic Separator	N/A	N/A	
GI_049	2101 Sand Creek Rd.	No	Villa Amador	8/23/2012	Biannual	Hydrodynamic Separator	N/A	N/A	
GI_050	2101 Sand Creek Rd.	No	Villa Amador	8/23/2012	Biannual	Hydrodynamic Separator	N/A	N/A	
GI_051	2101 Sand Creek Rd.	No	Villa Amador	8/23/2012	Biannual	Hydrodynamic Separator	N/A	N/A	

C.3.h.iv. ► Installed Stormwater Treatment Systems Operation and Maintenance Verification Inspection Program Reporting

Name of Facility/Site Inspected	Address of Facility/Site Inspected	Newly Installed? (YES/NO)	Party Responsible For Maintenance	Date of Inspection	Type of Inspection	Type of Treatment/HM Control(s) Inspected	Inspection Findings or Results	Enforcement Action Taken	Comments/ Follow-up
GI_052	2101 Sand Creek Rd.	No	Villa Amador	8/23/2013	Biannual	Hydrodynamic Separator	N/A	N/A	
GI_053	Central Blvd./UPRR	No	William Lyon Homes	5/13/2014	Annual	Hydrodynamic Separator	N/A	N/A	Looks Clear – Lyon Homes Acquiring Property then will Maintain
GI_054	Central Blvd./UPRR	No	William Lyon Homes	5/13/2014	Annual	Hydrodynamic Separator	N/A	N/A	Looks Clear – Lyon Homes Acquiring Property then will Maintain
GI_057 – Garin Corners	Wildflower/Balfour Rd.	No	Prescott Management	4/14/2014	Biannual	Hydrodynamic Separator	N/A	N/A	Al Cui 415-766-3366
GI_058 – Garin Corners	Wildflower/Balfour Rd.	No	Prescott Management	4/14/2014	Biannual	Hydrodynamic Separator	N/A	N/A	Al Cui 415-766-3366
GI_060	Fairview Ave – 6935 Lone Tree Way	No	Tri City Plaza	4/18/2011	Routine	Hydrodynamic Separator	N/A	N/A	
GI_061	Sand Creek Rd./Raley's Shopping Center	No	Raley's Shopping Center	2/9/2015	Biannual	Hydrodynamic Separator	N/A	N/A	

C.3.h.iv. ► Installed Stormwater Treatment Systems Operation and Maintenance Verification Inspection Program Reporting

Name of Facility/Site Inspected	Address of Facility/Site Inspected	Newly Installed? (YES/NO)	Party Responsible For Maintenance	Date of Inspection	Type of Inspection	Type of Treatment/HM Control(s) Inspected	Inspection Findings or Results	Enforcement Action Taken	Comments/ Follow-up
GI_062	1275 Fairview Ave.	No	Resurrection Ministries Church	1/14/2014	Biannual	Hydrodynamic Separator	N/A	N/A	
GI_063 – Bank of the West	4550 Balfour Rd.	No	Bank of the West		Annual	Hydrodynamic Separator	N/A	N/A	
GI_064 – Walgreens #6871	4520 Balfour Rd.	No	Walgreens	6/19/2014	Annual	Hydrodynamic Separator	N/A	N/A	
GI_065 – Sand Creek Business Center	191 Sand Creek Rd.	No	Sand Creek Business Center	8/23/2012	Annual	Hydrodynamic Separator	N/A	N/A	
GI_066 – Sand Creek Business Center	191 Sand Creek Rd.	No	Sand Creek Business Center	8/23/2012	Annual	Hydrodynamic Separator	N/A	N/A	
GI_067 – Sand Creek Business Center	191 Sand Creek Rd.	No	Sand Creek Business Center	8/23/2012	Annual	Hydrodynamic Separator	N/A	N/A	
GI_067a – Sand Creek Business Center	191 Sand Creek Rd.	No	Sand Creek Business Center	8/23/2012	Annual	Hydrodynamic Separator	N/A	N/A	
GI_068 – Home Depot	5631 Lone Tree Way	No	Home Depot	12/20/2012	Biannual	Hydrodynamic Separator	N/A	N/A	57.2 ac Treated
GI_069	750 Larkspur Ln.	No	Brentwood Senior Commons	2/5/2013		Hydrodynamic Separator	N/A	N/A	
GI_070	750 Larkspur Ln.	No	Brentwood Senior Commons	2/5/2013		Hydrodynamic Separator	N/A	N/A	



C.3.h.iv. ► Installed Stormwater Treatment Systems Operation and Maintenance Verification Inspection Program Reporting

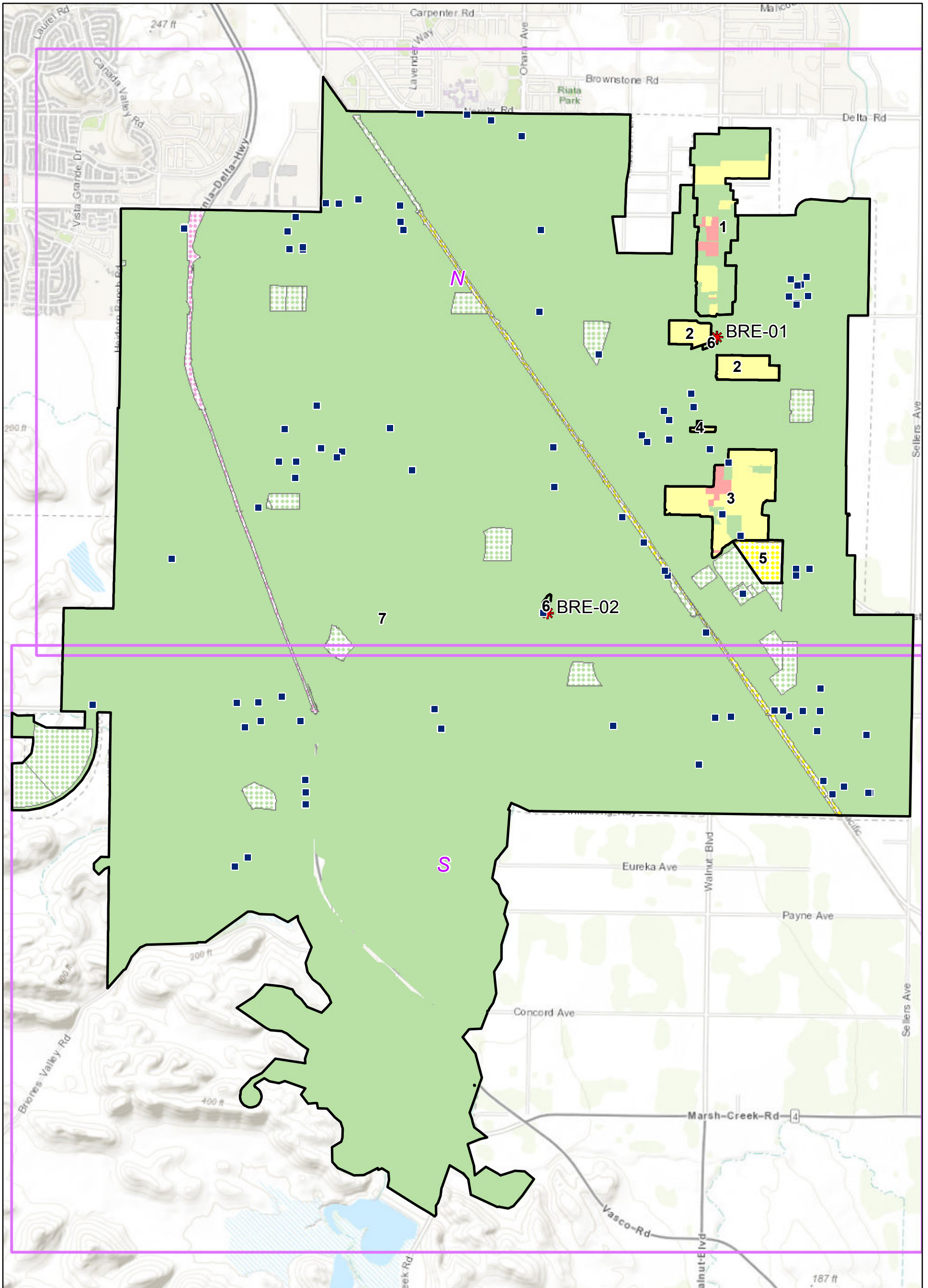
Name of Facility/Site Inspected	Address of Facility/Site Inspected	Newly Installed? (YES/NO)	Party Responsible For Maintenance	Date of Inspection	Type of Inspection	Type of Treatment/HM Control(s) Inspected	Inspection Findings or Results	Enforcement Action Taken	Comments/ Follow-up
GI_071	750 Larkspur Ln.	No	Brentwood Senior Commons	2/5/2013		Hydrodynamic Separator	N/A	N/A	
GI_072 – Streets of Brentwood	2565 Sand Creek Rd.	No	Streets of Brentwood – Continental Real Estate	5/8/2014	Biannual	Hydrodynamic Separator	N/A	N/A	
GI_073	Ghiggeri Dr.	No	City of Brentwood	12/2/2014	Annual	Catch Basin Cartridge Filter Insert	N/A	N/A	
GI_074	Ghiggeri Dr.	No	City of Brentwood	12/2/2014	Annual	Catch Basin Cartridge Filter Insert	N/A	N/A	
GI_075	Lone Tree Way/Empire Ave.	No	City of Brentwood	12/2/2014	Quarterly	REM Catch Basin Cartridge Filter Insert	N/A	N/A	
GI_076	San Jose Ave./Raley's Shopping Center	No	City of Brentwood	12/2/2014	Quarterly	REM Catch Basin Cartridge Filter Insert	N/A	N/A	
GI_077	Dainty Ave./Marsh Creek Bridge	No	City of Brentwood	12/2/2014	Quarterly	REM Catch Basin Cartridge Filter Insert	N/A	N/A	Part of Trash Assessment Study
GI_078	Walnut Blvd/Oak St.	No	City of Brentwood	12/2/2014	Quarterly	REM Catch Basin Cartridge Filter Insert	N/A	N/A	
9386 Maffeo	Grant St./ O'Hara Ave.	Yes	Seecon Built Homes (until acceptance)			Bio-Retention Facility	N/A	N/A	
9387 Mangini	O'Hara Ave./ Big Basin Dr.	Yes	Lafferty Homes (until acceptance)			Bio-Retention Facility	N/A	N/A	

C.3.h.iv. ► Installed Stormwater Treatment Systems Operation and Maintenance Verification Inspection Program Reporting

Name of Facility/Site Inspected	Address of Facility/Site Inspected	Newly Installed? (YES/NO)	Party Responsible For Maintenance	Date of Inspection	Type of Inspection	Type of Treatment/HM Control(s) Inspected	Inspection Findings or Results	Enforcement Action Taken	Comments/ Follow-up
9420 Palmilla Phase III	Central Blvd./ Griffith Ln.	Yes	Pulte Homes (until acceptance)			Bio-Retention Facility	N/A	N/A	
CUP 15-016 Elite Storage	722 Guthrie Ln.	Yes	Pacific Land Company			Bio-Retention Facility	N/A	N/A	
Cup 15-012 Cornerstone Church	6651 Lone Tree Way	Yes	Cornerstone Fellowship			Bio-Retention Facility	N/A	N/A	
DR 16-001 Tractor Supply	425 Harvest Park Dr.	Yes	Tractor Supply			Bio-Retention Facility	N/A	N/A	
9393 Sparrow	Brentwood Blvd./Apple wood Dr.	Yes	KB Homes (until acceptance)			Bio-Retention Facility	N/A	N/A	
Sellers Pointe Phase I (9411)	Frontage of each lot	Yes	HOA			Bio-Retention Facility	N/A	N/A	
Sellers Pointe Phase II (9436)	Clare St/Walsh St	Yes	Sellers Pointe Ventures			Bio-Retention Facility	N/A	N/A	
Sellers Avenue (9421)	Amari Ct/Divisi Ct	Yes	Meritage Homes (until acceptance)			Bio-Retention Facility	N/A	N/A	
Bella Verde (9433)	Wildflower Loop/Redberry Loop	Yes	HOA			Bio-Retention Facility	N/A	N/A	

C.3.h.iv. ► Installed Stormwater Treatment Systems Operation and Maintenance Verification Inspection Program Reporting

Name of Facility/Site Inspected	Address of Facility/Site Inspected	Newly Installed? (YES/NO)	Party Responsible For Maintenance	Date of Inspection	Type of Inspection	Type of Treatment/HM Control(s) Inspected	Inspection Findings or Results	Enforcement Action Taken	Comments/ Follow-up
JFM Development (DR17-009)	609 First St	Yes	JFM Development			Bio-Retention Facility	N/A	N/A	
Vineyards Ph1 (8796)		Yes	Shea Homes	New Facility		Bio-Retention Facility			
Vineyards Ph2B (8906)			Shea Homes	New Facility		Bio-Retention Facility			
Cox Property (8953)				New Facility		Bio-Retention Facility			
Mission Grove Ph 2 (9371)			Discovery Builders	New Facility		Bio-Retention Facility			
Magnolia (9155)				New Facility		Bio-Retention Facility			
Palmilla Ph 2 (9332)			Pulte Homes	New Facility		Bio-Retention Facility			
Maffeo (9386)				New Facility		Bio-Retention Facility			
Lafferty Amber Field (9387)				New Facility		Bio-Retention Facility			



**Brentwood Full Trash Capture and Trash Management Area Map**

- |                                  |   |
|----------------------------------|---|
| <b>Trash Generation Category</b> | Creek/Shoreline Hotspot                                 |
| Low                              | Trash Management Area                                   |
| Medium                           | Full-Capture Location                                   |
| High                             | Full Trash Capture                                      |
| Very High                        | Non-Jurisdictional<br>(Dot color = Generation Category) |

- |                 |
|-----------------|
| Streets         |
| Creeks          |
| Parcel Boundary |
| Map Matchline   |

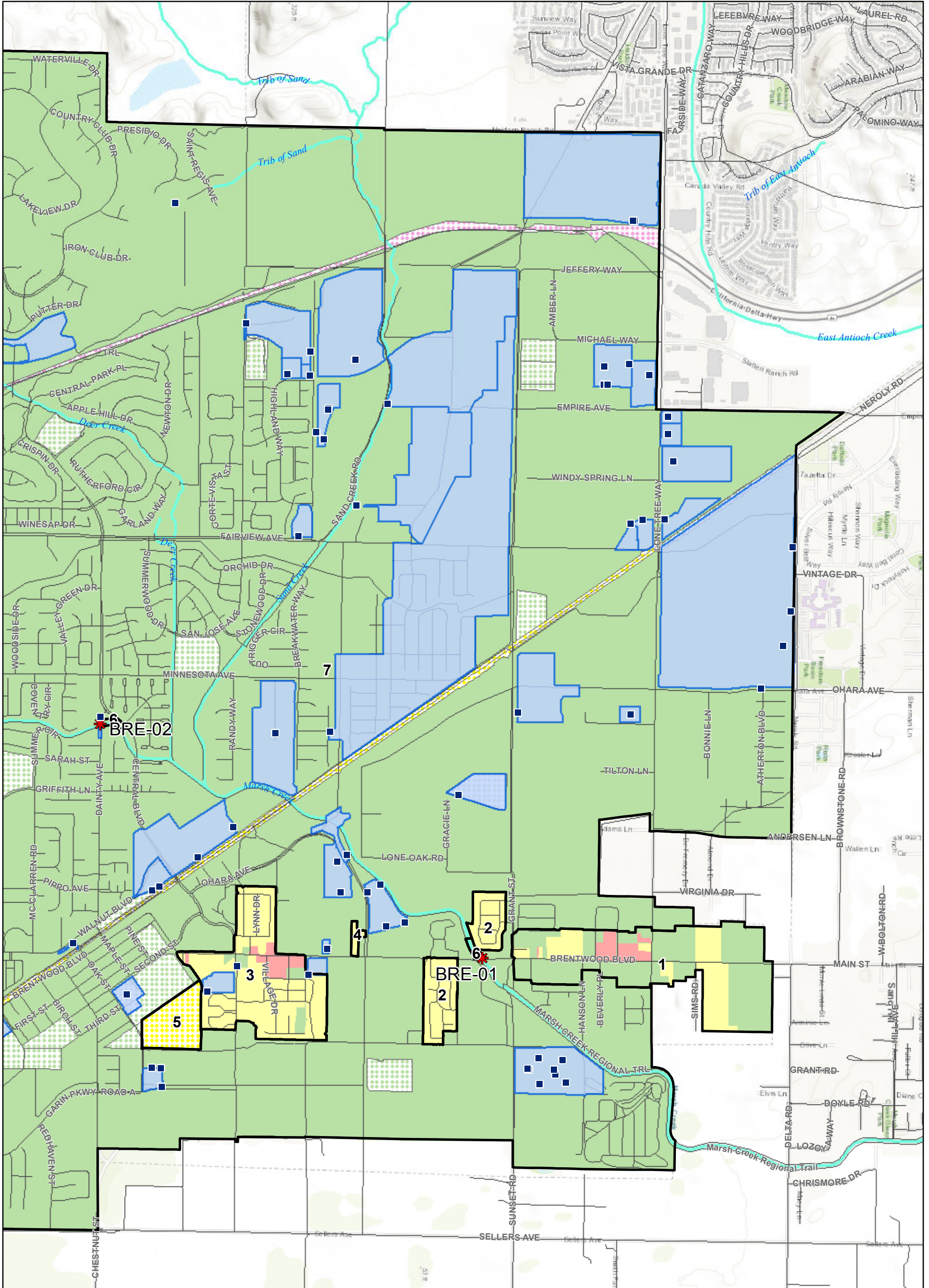
0 0.1250.25 0.5 Miles



Information contained on these maps is for the sole purpose of the Contra Costa Clean Water Program. Accuracy of the data is not guaranteed.  
Map Created By CCCWP GIS

**CONTRA COSTA  
CLEAN WATER  
PROGRAM**

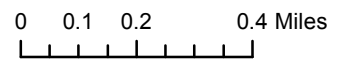
3/1/2019



Brentwood-N Full Trash Capture and Trash Management Area Map

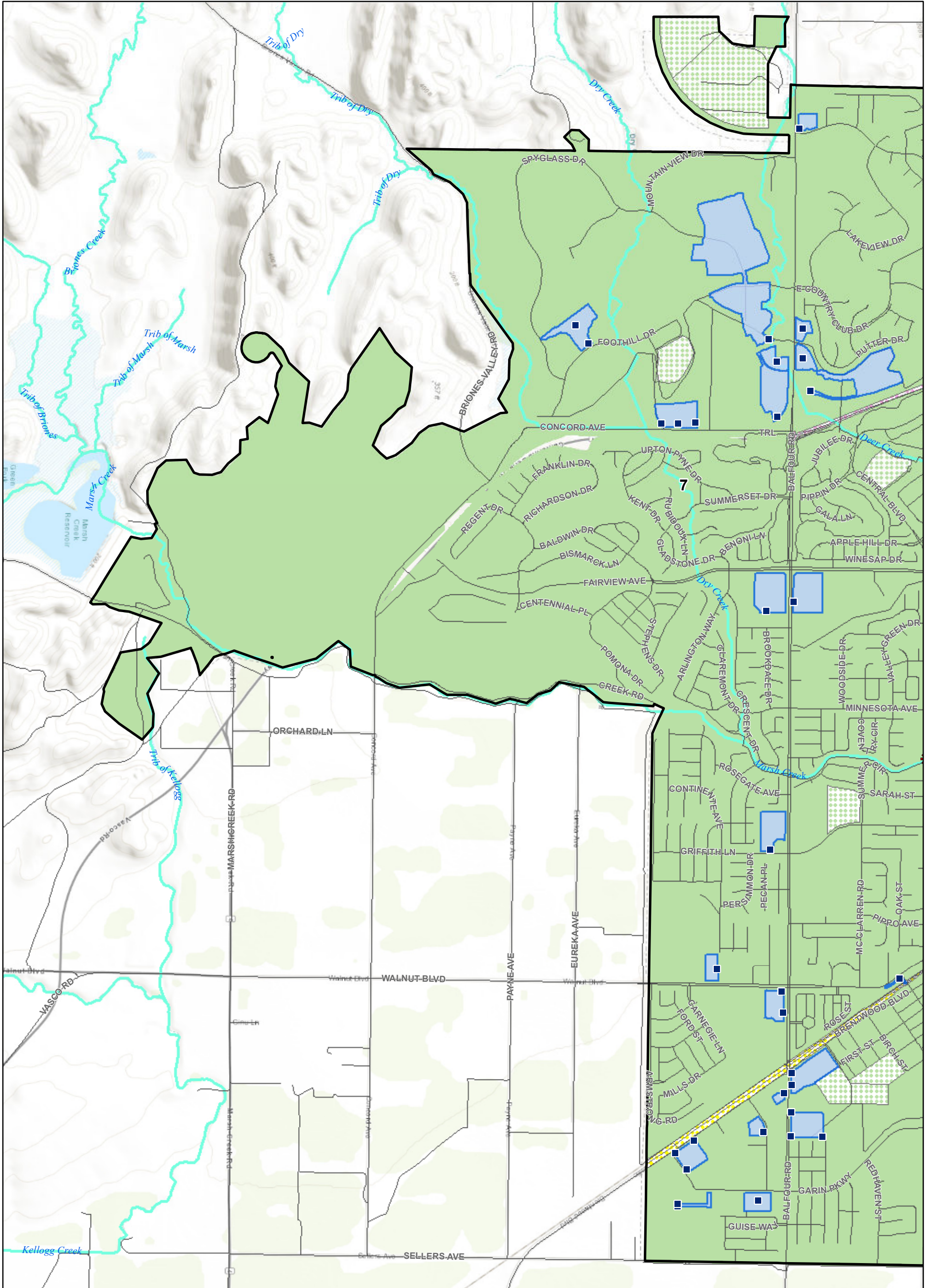
- Trash Generation Category**
- Low
  - Medium
  - High
  - Very High
- Hotspot**
- \* Creek/Shoreline Hotspot
- Management and Capture**
- Trash Management Area
  - Full-Capture Location
  - Full Trash Capture
  - Non-Jurisdictional (Dot color = Generation Category)

- Streets
- Creeks
- Parcel Boundary
- Map Matchline



Information contained on these maps is for the sole purpose of the Contra Costa Clean Water Program. Accuracy of the data is not guaranteed. Map Created By CCCWP GIS

3/1/2019



Brentwood-S Full Trash Capture and Trash Management Area Map

- |                                  |  |
|----------------------------------|--|
| <b>Trash Generation Category</b> | Creek/Shoreline Hotspot                              |
| Low                              | Trash Management Area                                |
| Medium                           | Full-Capture Location                                |
| High                             | Full Trash Capture                                   |
| Very High                        | Non-Jurisdictional (Dot color = Generation Category) |

- |                 |
|-----------------|
| Streets         |
| Creeks          |
| Parcel Boundary |
| Map Matchline   |

0 0.1 0.2 0.4 Miles



Information contained on these maps is for the sole purpose of the Contra Costa Clean Water Program. Accuracy of the data is not guaranteed. Map Created By CCCWP GIS

3/1/2019