



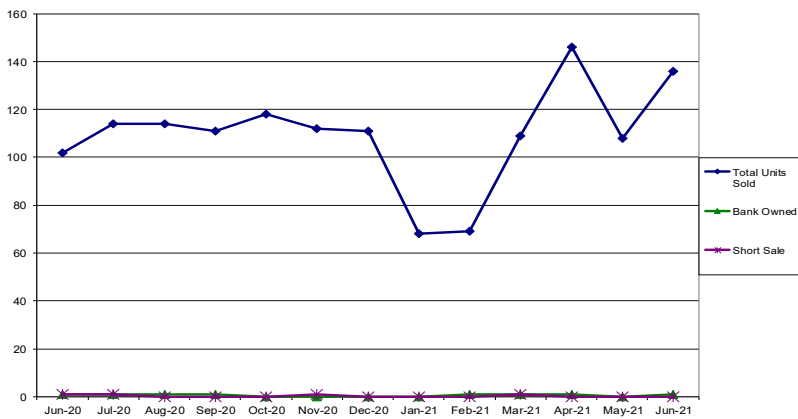
## Brentwood Housing Statistics June 2021 Report

### Summary:

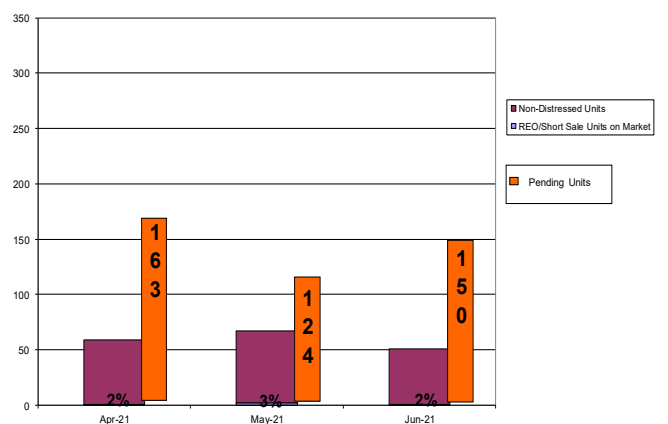
The housing data contained in this report reflects information reported for the month of June 2021. The number of active units on the MLS for June 2021 was 51. Pending units for June 2020 through June 2021 ranged from 137 to 150. The total units sold during June 2020 through June 2021 was 1418; a total of 136 sold for the month of June 2021. Compared to the total units sold in June 2020, 2021 saw an increase in the amount of units sold. June 2020 through 2021 has shown home values to be steady. Distressed home sales for June 2021 were 1% of the total homes sold.

The average sold price for June 2021 was \$841,100. The median asking price for June 2021 was \$825,000 and the median sold price was \$850,000. In June 2020, the median sold price was \$621,500, in 2019 it was \$628,000 and in 2018 it was \$589,000.

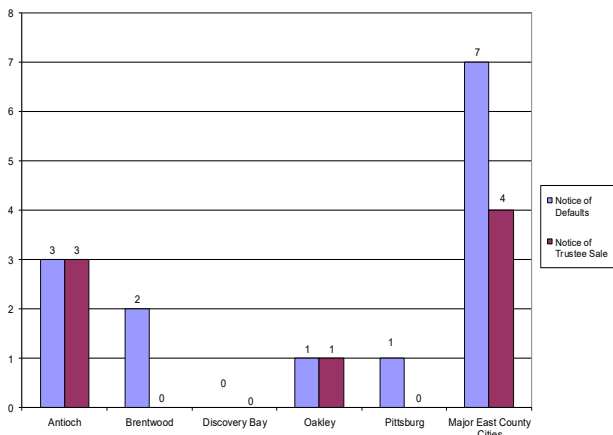
**BRENTWOOD**  
Resale Units Sold by Type of Sale



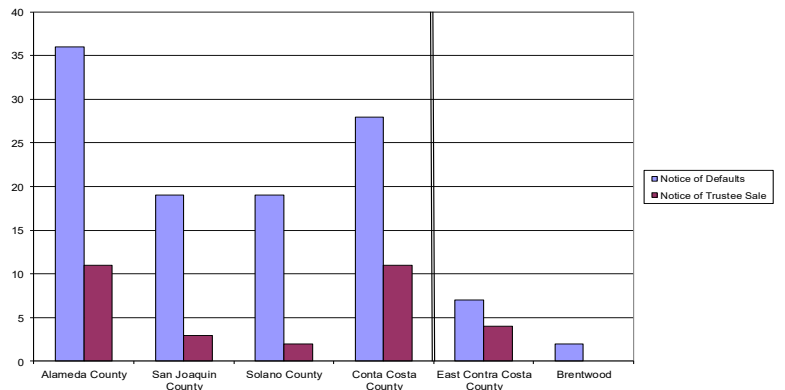
**BRENTWOOD**  
Total Units on Market



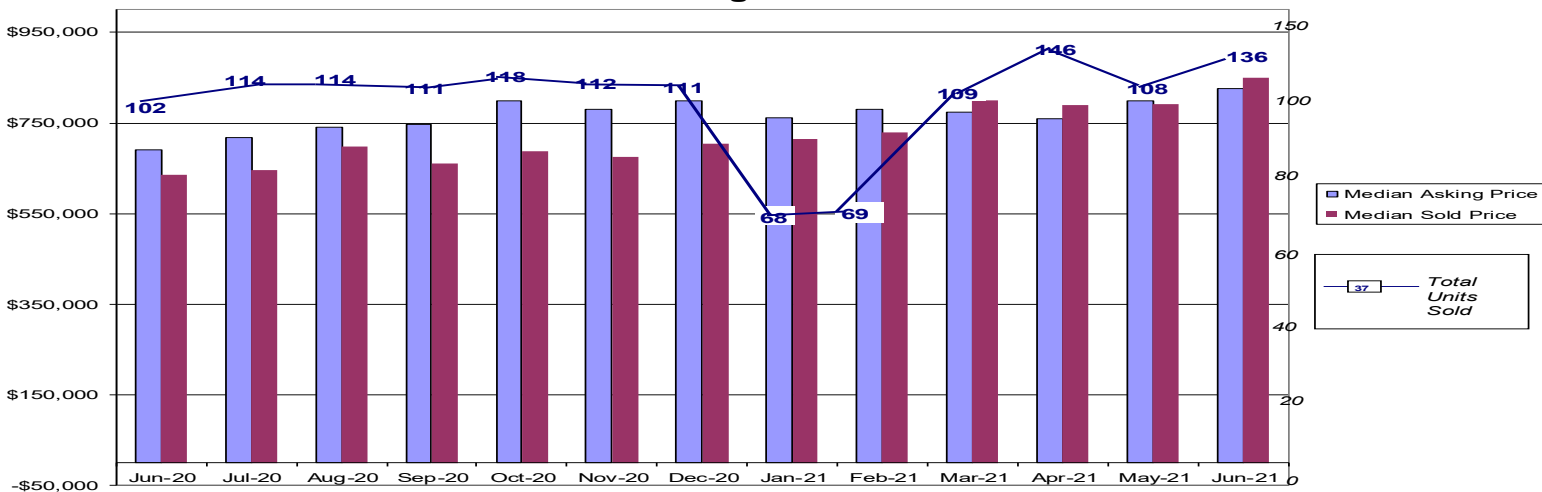
**East County Distressed Units**  
June 2021



**Notices by County**  
June 2021



**BRENTWOOD**  
Median Asking vs. Median Sold



Source: [www.propertyrader.com](http://www.propertyrader.com). All data reported as of 2021.

Please see our definition section located on Page 2.

For questions regarding this publication, please contact the Housing Division at (925) 516-5405.



## Brentwood Housing Statistics June 2021 Report

### Definitions:

#### **Notice of Default (NOD)**

A publicly recorded notice that a property owner has missed scheduled loan payments for a loan secured by a property. Some states require lenders to record a notice of default to begin the foreclosure process

#### **Notice of Trustee Sale (NOT)**

A document announcing the public sale of a property to recover a debt owed by the owner of the property. The notice is mailed to parties affected by the sale of a property, advertised in local publications and recorded in public records. Among other information, it provides the date, time and location of the sale.

#### **Real Estate Owned (REO)**

This status indicates the property is now owned by the lender or bank as a result of an unsuccessful sale at a foreclosure auction.

#### **Short Sales**

A process in which the bank or mortgage lender agrees to discount a loan balance due to an economic hardship on the part of the mortgagor/homeowner. A short sale is typically executed to prevent a foreclosure.

### Sold

<b>BRENTWOOD</b>	Apr 21	May 21	Jun 21
Total # of Properties Sold	146	108	136
# of Short Sales Sold	0	0	0
# of REO's Sold	1	0	1
% of Sold - Distressed	1%	0%	1%
Median Sold Price	788,500	792,500	850,000
Average Sold Price	816,506	827,710	841,100
<b>ANTIOCH</b>	Apr 21	May 21	Jun 21
Total # of Properties Sold	123	93	116
# of Short Sales Sold	0	2	1
# of REO's Sold	1	0	1
% of Sold - Distressed	1%	2%	2%
Median Sold Price	540,000	597,500	600,000
Average Sold Price	554,247	602,300	613,806
<b>OAKLEY</b>	Apr 21	May 21	Jun 21
Total # of Properties Sold	50	44	58
# of Short Sales Sold	0	0	0
# of REO's Sold	0	0	0
% of Sold - Distressed	0%	0%	0%
Median Sold Price	655,000	677,500	656,000
Average Sold Price	680,930	720,497	659,013
<b>DISCOVERY BAY</b>	Apr 21	May 21	Jun 21
Total # of Properties Sold	52	56	43
# of Short Sales Sold	0	0	0
# of REO's Sold	0	0	1
% of Sold - Distressed	0%	0%	2%
Median Sold Price	765,000	849,500	815,000
Average Sold Price	810,288	955,642	884,166

### Listings

<b>BRENTWOOD</b>	Apr 21	May 21	Jun 21
# of Active Listings	59	67	51
# of Short Sales Listed	0	1	1
# of REO's Listed	1	1	0
% of Actives - Distressed	2%	3%	2%
Median Listing Price	760,000	799,000	825,000
Average Listing Price	996,425	988,524	979,488
<b>ANTIOCH</b>	Apr 21	May 21	Jun 21
# of Active Listings	32	44	57
# of Short Sales Listed	0	0	0
# of REO's Listed	0	0	0
% of Actives - Distressed	0%	0%	0%
Median Listing Price	509,500	572,500	560,000
Average Listing Price	518,794	562,509	539,618
<b>OAKLEY</b>	Apr 21	May 21	Jun 21
# of Active Listings	16	34	34
# of Short Sales Listed	0	0	0
# of REO's Listed	0	0	0
% of Actives - Distressed	0%	0%	0%
Median Listing Price	619,999	637,475	599,000
Average Listing Price	717,059	684,272	671,501
<b>DISCOVERY BAY</b>	Apr 21	May 21	Jun 21
# of Active Listings	39	33	22
# of Short Sales Listed	0	0	0
# of REO's Listed	0	0	0
% of Actives - Distressed	0%	0%	0%
Median Listing Price	949,000	799,888	1,014,499
Average Listing Price	1,122,135	1,052,060	1,136,198