



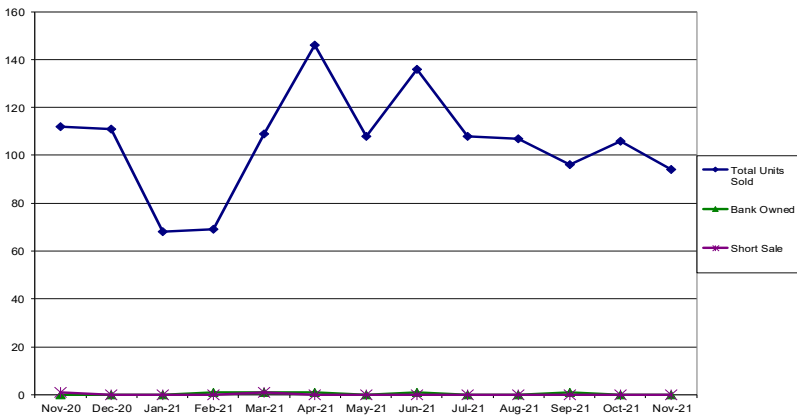
Brentwood Housing Statistics November 2021 Report

Summary:

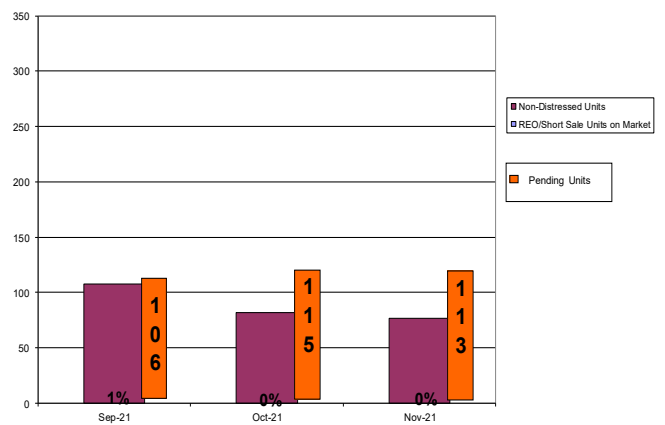
The housing data contained in this report reflects information reported for the month of November 2021. The number of active units on the MLS for November 2021 was 77. Pending units for November 2020 through November 2021 ranged from 153 down to 113. The total units sold during November 2020 through November 2021 was 1370; a total of 94 sold for the month of November 2021. Compared to the total units sold in November 2020, 2021 saw a slight decrease in the amount of units sold. November 2020 through 2021 has shown home values to be steady. Distressed home sales for November 2021 were 0% of the total homes sold.

The average sold price for November 2021 was \$854,985. The median asking price for November 2021 was \$839,950 and the median sold price was \$826,875. In November 2020, the median sold price was \$675,000, in 2019 it was \$627,000 and in 2018 it was \$602,000.

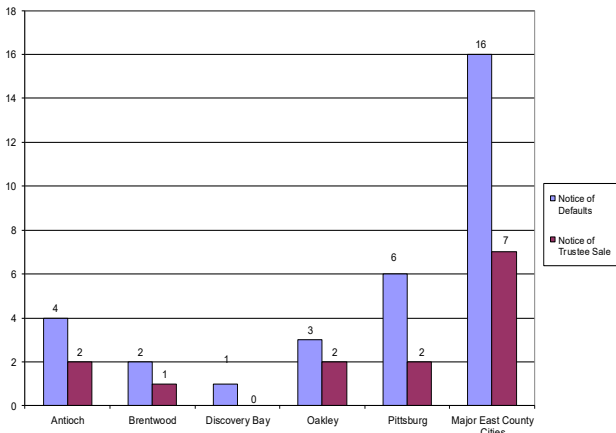
BRENTWOOD
Resale Units Sold by Type of Sale



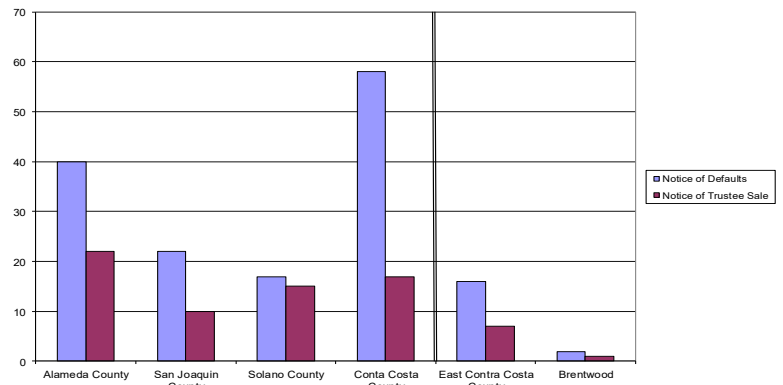
BRENTWOOD
Total Units on Market



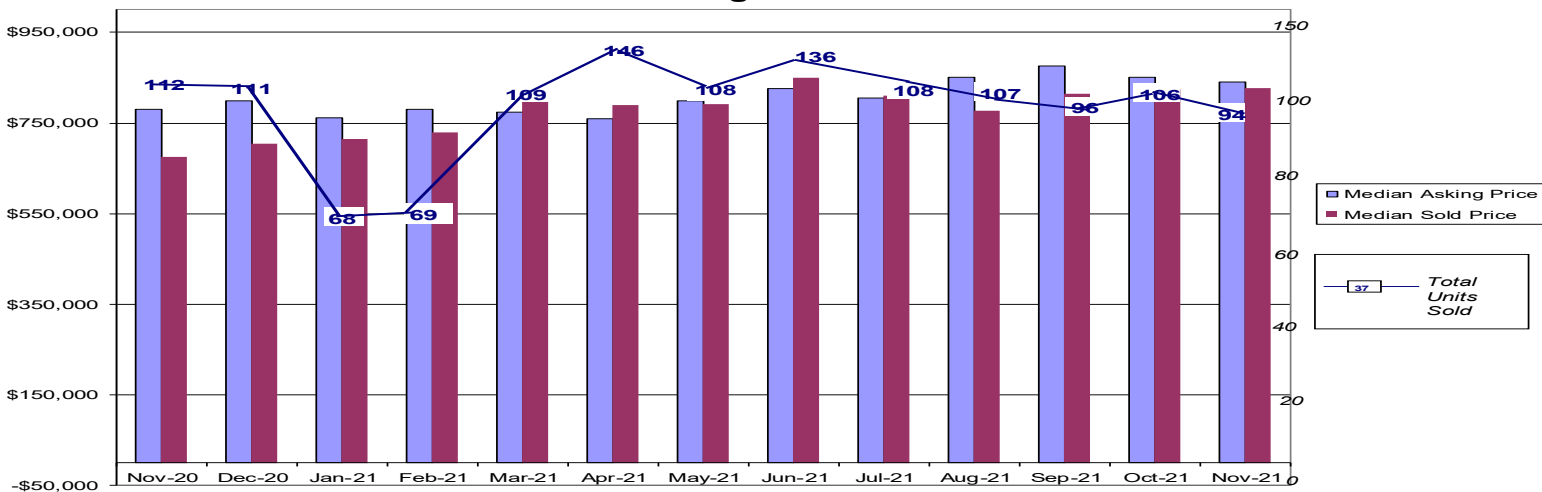
East County Distressed Units
November 2021



Notices by County
November 2021



BRENTWOOD
Median Asking vs. Median Sold



Source: www.propertyrader.com. All data reported as of 2021.

Please see our definition section located on Page 2.

For questions regarding this publication, please contact the Housing Division at (925) 516-5405.



Brentwood Housing Statistics November 2021 Report

Definitions:

Notice of Default (NOD)

A publicly recorded notice that a property owner has missed scheduled loan payments for a loan secured by a property. Some states require lenders to record a notice of default to begin the foreclosure process

Notice of Trustee Sale (NOT)

A document announcing the public sale of a property to recover a debt owed by the owner of the property. The notice is mailed to parties affected by the sale of a property, advertised in local publications and recorded in public records. Among other information, it provides the date, time and location of the sale.

Real Estate Owned (REO)

This status indicates the property is now owned by the lender or bank as a result of an unsuccessful sale at a foreclosure auction.

Short Sales

A process in which the bank or mortgage lender agrees to discount a loan balance due to an economic hardship on the part of the mortgagor/homeowner. A short sale is typically executed to prevent a foreclosure.

Sold

BRENTWOOD	Sep 21	Oct 21	Nov 21
Total # of Properties Sold	96	106	94
# of Short Sales Sold	0	0	0
# of REO's Sold	1	0	0
% of Sold - Distressed	1%	0%	0%
Median Sold Price	815,000	825,000	826,875
Average Sold Price	871,163	858,599	854,985
ANTIOCH	Sep 21	Oct 21	Nov 21
Total # of Properties Sold	105	132	128
# of Short Sales Sold	0	0	0
# of REO's Sold	0	1	0
% of Sold - Distressed	0%	1%	0%
Median Sold Price	602,500	602,500	625,000
Average Sold Price	599,097	604,471	630,244
OAKLEY	Sep 21	Oct 21	Nov 21
Total # of Properties Sold	52	51	73
# of Short Sales Sold	0	0	0
# of REO's Sold	1	0	0
% of Sold - Distressed	2%	0%	0%
Median Sold Price	702,000	690,000	700,000
Average Sold Price	691,894	732,222	709,832
DISCOVERY BAY	Sep 21	Oct 21	Nov 21
Total # of Properties Sold	36	31	36
# of Short Sales Sold	0	0	0
# of REO's Sold	0	0	0
% of Sold - Distressed	0%	0%	0%
Median Sold Price	787,944	875,000	799,475
Average Sold Price	831,313	952,657	840,093

Listings

BRENTWOOD	Sep 21	Oct 21	Nov 21
# of Active Listings	108	82	77
# of Short Sales Listed	0	0	0
# of REO's Listed	0	0	0
% of Actives - Distressed	0%	0%	0%
Median Listing Price	875,000	849,900	839,950
Average Listing Price	972,141	977,869	870,031
ANTIOCH	Sep 21	Oct 21	Nov 21
# of Active Listings	122	146	116
# of Short Sales Listed	0	0	0
# of REO's Listed	1	0	1
% of Actives - Distressed	1%	0%	1%
Median Listing Price	672,250	666,500	699,495
Average Listing Price	641,681	657,111	695,588
OAKLEY	Sep 21	Oct 21	Nov 21
# of Active Listings	64	63	49
# of Short Sales Listed	0	0	0
# of REO's Listed	0	0	0
% of Actives - Distressed	0%	0%	0%
Median Listing Price	744,000	769,900	739,297
Average Listing Price	787,057	815,573	775,169
DISCOVERY BAY	Sep 21	Oct 21	Nov 21
# of Active Listings	52	54	57
# of Short Sales Listed	0	0	0
# of REO's Listed	0	0	0
% of Actives - Distressed	0%	0%	0%
Median Listing Price	879,000	857,499	839,900
Average Listing Price	1,022,854	996,181	1,038,419