

COST ALLOCATION PLAN AND SCHEDULE OF CITY FEES

2021/22



150 City Park Way
Brentwood, CA 94513



City Council

Joel R. Bryant Mayor
Johnny Rodriguez..... Vice Mayor
Jovita Mendoza..... Council Member
Susannah Meyer Council Member
Karen Rarey Council Member

Executive Team

Tim Y. Ogden City Manager
Damien Brower City Attorney
Sukari Beshears Director of Human Resources/Risk Manager
Kerry Breen City Treasurer/Director of Finance and Information Systems
Tom Hansen Chief of Police
Alexis Morris..... Director of Community Development
Bruce Mulder..... Director of Parks and Recreation
Miki Tsubota..... Director of Public Works/City Engineer



Table of Contents

Cost Allocation Plan	1
Compliance with 2 CFR Part 200	6
Budget Assumptions	7
Hourly Rates by Classification	9
Fees.....	209
Certificate of Cost Allocation Plan	273
Resolution No. 2021-137.....	274

This report presents the analysis of computing overhead charges for citywide and department specific programs. It also provides the framework for computing specific user fees and charges.

Indirect Cost Allocation – Methodology and Assumptions

The Cost Allocation Plan hereinafter referred to as “The Plan,” computes two different overhead factors:

- Department Overhead
- Citywide Overhead

Each factor is applied against direct costs to determine the total cost of providing a given unit of service.

The Plan calculates departmental and citywide overhead factors based on distributions of expenditures between three categories including personnel costs, operating costs and ongoing capital costs. Assumptions regarding management and non-management positions likewise impact the computation. The methodology for computing these overhead factors is as follows:

- **Department Overhead** – To compute the department overhead factor, costs for department management salaries and benefits, plus the cost of associated operating and capital items to be included within overhead are identified. This cost is then divided by the salary and benefit cost of all non-management employees. The resulting computation is a multiplier that is applied to the hourly rate of a specific position within the department to compute the resulting department overhead associated with providing a designated service.
- **Citywide Overhead** – To compute the citywide overhead factor, general government costs that are not allocable to any individual department are identified. These costs are divided by the total salaries and benefits of all City employees. The result of this computation is a multiplier applied to the hourly rate of a specific position that is providing a service to compute the resulting citywide overhead associated with providing a designated service.

Exhibit A, on the next page, summarizes the specific assumptions that have been made which directly impact the computation of both the departmental and other overhead factors. Specific areas identified include:

- Management designated positions with their associated direct support staff
- Non-personnel costs included within overhead
- Services included within the “other” overhead computation



Exhibit A

Assumptions Supporting Overhead Calculations		
Management Positions/Support	Non-Personnel Costs	
Community Development		
Director of Community Development (90%) Chief Building Official (90%) Senior Planner (60%) Associate Planner (40%) – 2 Positions Planning Manager (100%) Development Services Manager (100%) Administrative Supervisor (75%) Administrative Secretary (100%) Administrative Assistant (95%) – 2 Positions	Building Community Enrichment Planning Housing	
Public Works		
Director of Public Works (PW)/City Engineer (98%) Assistant Director of PW/Engineering (98%) Assistant Director of PW/Operations (90%) Project Services Specialist – Engineering * (100%) Administrative Supervisor – PW (80%)	Development Engineering Traffic and Transportation Capital Improvement Program Administration Street Maintenance Solid Waste Enterprise Water Enterprise Wastewater Enterprise	
Parks and Recreation		
Director of Parks and Recreation (95%) Park/Maintenance Manager (33%) Administrative Supervisor (100%) Parks Planner (85%)	Recreation Administration City Pool Community Center Senior Programs Brentwood Senior Activity Center Landscape Operations Parks Planning	
Police		
Police Chief (100%) Police Captain (100%) – 2 Positions Executive Assistant (100%) Accounting Technician (100%) Administrative Assistant (100%)	Police Dispatch	
Other Citywide		
City Manager ** Economic Development City Clerk Human Resources	City Attorney Business Services Financial Services	Community Services Non-Departmental

*One full-time employee

**Does not include City Manager salary

The resulting overhead factors are contained in Exhibit B. For all management designated positions, salary and benefit costs included within the overhead factor reflect only costs funded through the associated department.

Exhibit B

Departmental and Other Citywide Overhead Factors	
Community Development	121.73%
Public Works	145.10%
Parks and Recreation	98.86%
Police	36.65%
Other Citywide	17.95%

Direct Cost Allocation – Position Assumptions

The first step in computing the direct costs to provide a designated service is to compute the full hourly rate for direct service providers. To achieve this, the position is organized by classification of employee and includes such information as salary and benefit costs and individual leave practices. Information in this file is used to compute the hourly rate of the position. An insert table within this file identifies all services that the employee is involved in providing, as well as the amount of time spent on providing each service. This information is used by the Plan to calculate the direct costs of providing each designated service.

There are certain benefits that are not provided to all individual employees within a particular job classification. Examples of these benefits include: benefits paid for bilingual and education supplemental pay. These benefit types are excluded from the job classification costs included in this Plan. Retiree Medical benefits are included in the job classification costs in accordance with the actuarially calculated annual required contribution from the City.

On July 27, 2010, a second tier level was approved by City Council, which changed employee pension contribution requirements and pension benefits for non-sworn staff hired on or after October 1, 2010. On May 22, 2012, additional benefit changes for non-sworn staff hired on or after July 1, 2012 was approved by the City Council whereby those employees hired after July 1, 2012 will have a lesser amount provided for retiree health coverage.

On April 24, 2012, a second tier level for sworn employees was approved by City Council, which changed the employee pension contribution requirements and retiree health coverage for sworn staff hired on or after July 1, 2012. A modified retirement benefit percentage and age was also established for sworn staff hired after October 1, 2012.

A third tier was created beginning January 1, 2013 by Assembly Bill 340, an act which amended the Public Employees' Retirement Law (PERL) and included significant pension reform. The

amendment affects staff (sworn and/or non-sworn) that are hired on or after January 1, 2013 and are not currently (or after a six month break in service) participating in PERS or a reciprocal agency, and/or would be new to PERS. The amendment changed retirement ages for non-sworn staff as well as safety staff.

Retirement rates included within the Cost Allocation Plan reflect the rates charged to the City by CalPERS.

To provide the City with the greatest flexibility in computing costs associated with providing a designated service, full costs for every currently approved classification within the City have been built into the Plan.

Salary and Benefit Information

- Base salary (top step)
- Benefits

Annual Leave is Calculated by:

- Total hours per year assumed at 2,080
- Vacation assumed at 120 per year
- Sick leave assumed at 40 hours per year
- Holidays assumed at 120 hours per year

Economic Considerations

User fee services are those performed by a governmental agency on behalf of a private citizen or group. The assumption underlying most fee recommendations is that the costs of services benefiting individuals, and not society as a whole, should be borne by the individual receiving the benefit. Setting user fees, therefore, is essentially equivalent to establishing prices for services. Making a profit is not an objective of local government in providing services to the general public. It is commonly felt that fees should be established at a level which will recover the cost of providing each service – no more, no less.

There are circumstances, however, in which it might be regarded as a reasonable policy to set fees at a level that does not reflect the full cost of providing the service. This results in the costs of service being subsidized, or paid for by the General Fund, while the user receives benefits which he or she does not fully pay for. The following factors underlie such policies:

- **Elasticity of Demand** – The price charged for a service can affect the quantity demanded by potential users. In many instances, increasing the price of a service results in fewer units of the service being purchased. Whether total revenue

goes up, goes down or stays the same can be correlated to the magnitude of the fee change and resulting shift in volume demanded.

- **Economic Incentives/Disincentives** – In some cases it may be desirable to use fees as a means of encouraging or discouraging certain activities.
- **Competitive Restraints** – Subsidies are usually provided for one of two purposes: 1) to permit an identified group to participate in services they might not otherwise be able to afford or 2) the benefit of the activity extends to the community as well as individuals purchasing the service.

Methodology

Based upon time estimates, a model of departmental activities is developed and then reviewed extensively with the various departments. The model is then analyzed for each fee area. Hourly rates taken from the City's 2021/22 Cost Allocation Plan are applied to the time estimates for each fee.

The application of the Consumer Price Index (CPI) percentage to our existing fees, results in odd cents being included in the new fee calculations. For ease of collection and recordkeeping, certain fees are then rounded down to the nearest dollar, nearest quarter and/or dime. Fees rounded down to the nearest dollar include the Downtown Parking In Lieu, Affordable Housing, Planning and Engineering Fees over \$50, which are not already tied to specific hourly rates in the Cost Allocation Plan. Police Fees, are rounded down to the nearest quarter with the exception of the per page copy fee. Public Works Laboratory fees, adjusted by CPI, are rounded down to the nearest dime. Parks and Recreation fees are rounded down to the nearest quarter for fees less than \$50 and down to the nearest dollar for fees over \$50.

Pursuant to the 2018 Solid Waste Rate Study, fees are updated 3% at the beginning of each FY 2018/19 through FY22/23. For customer service purposes and ease of billing, Solid Waste non-scheduled services, such as optional extra pick-ups, will be updated 3% each fiscal year, then rounded down to the nearest whole dollar.

The results identify fully supported costs for providing user fee-related services. Costs are then compared with revenues, and fee increases, if appropriate, are recommended.

Compliance with 2 CFR Part 200

- **2 CFR Part 200** – The Cost Allocation Plan was developed using the guidelines of 2 CFR Part 200, Uniform Administrative Requirements, Cost Principles, and Audit Requirements for Federal Awards, Subpart F. The 2 CFR Part 200 guidelines do not require that audited expenditures are used to establish the Cost Allocation Plan, so long as the indirect cost rate is not applied to federal grant programs. In accordance with 2 CFR Part 200, the City has excluded certain costs such as those related to the legislative function, capital, investment fees and City Manager’s salary from the indirect cost rate calculation. Should the indirect cost rates be applied to federal award programs, the audited actual expenditures will be used to determine whether an adjustment to the indirect cost rate is necessary. A separate Cost Allocation Plan would be prepared for purposes of federal award programs. The City’s Certificate of Cost Allocation Plan can be found on page 273 of this plan.

Summary

The User Fee Model is a flexible tool used to compute citywide and departmental overhead factors, full hourly rate costs by City Classification and/or full costs associated with the provision of selected services. The City reviews and updates the fees on an annual basis. The cost calculations, if needed, can be updated every year by applying the new hourly rate calculations to the original time estimates. These fees will be adjusted annually based on changes to the April San Francisco-Oakland-San Jose Region CPI Urban Wage Earners and Clerical Workers, and where applicable, the June Engineering News Record (ENR) Construction Cost Index, San Francisco Bay Area, with the exception of fees that were adopted with ties to other agencies. Time estimates should be reviewed and revised every three to five years.

Budget Assumptions:

Budget Assumptions are utilized to calculate overhead costs for each Department. Each Department's personnel costs, supplies and services and capital purchases budgets are reviewed and budgets are adjusted in accordance with the requirements of 2 CFR Part 200. Overhead cost are classified into two categories, citywide and departmental.



Budget Assumptions for Computing Overhead Costs				
Department/Division	Personnel	Supplies and Services	Capital	Total
Citywide				
City Manager ^(a)	802,749	167,655	2,169	972,573
City Attorney ^(a)	1,143,665	624,201	-	1,767,866
Economic Development ^(a)	572,500	784,442	-	1,356,942
City Clerk ^(a)	372,624	274,007	5,779	652,410
Human Resources ^(a)	871,681	496,730	-	1,368,411
Business Services ^(a)	982,662	402,598	100	1,385,360
Financial Services ^(a)	871,980	316,019	-	1,187,999
Community Services ^(a)	-	880,788	-	880,788
Non-Departmental ^(a)	-	825,531	-	825,531
Community Development				
Building	1,870,398	843,315	43,082	2,756,795
Planning	1,216,635	334,894	-	1,551,529
Community Enrichment	627,675	232,166	2,000	861,841
Housing	459,076	286,615	1,000	746,691
Police				
Police	19,642,877	6,536,189	295,850	26,474,916
Dispatch	2,573,086	1,125,781	12,254	3,711,121
Parks and Recreation				
Recreation Administration	1,973,725	660,493	-	2,634,218
City Pool	552,168	543,975	-	1,096,143
Park Planning	146,047	36,539	-	182,586
Community Center	71,654	689,842	-	761,496
Senior Programs	260,407	135,710	840	396,957
Brentwood Senior Activity Center	96,258	264,441	25,000	385,699
Landscape Operations	589,289	601,588	-	1,190,877
Public Works				
Solid Waste Enterprise	4,542,029	11,044,586	251,990	15,838,605
Water Enterprise	4,734,919	21,133,325	1,526,596	27,394,840
Wastewater Enterprise	4,289,899	11,432,011	1,170,023	16,891,933
Street Maintenance	2,304,512	2,062,141	125,000	4,491,653
Development Engineering	1,400,749	625,769	1,000	2,027,518
Traffic and Transportation	323,535	224,741	-	548,276
Capital Improvement Program Administration	905,914	329,074	1,500	1,236,488

^(a) Factored into Citywide overhead

Hourly Rates by Classification

Each position within the City's organization structure is included within the Hourly Rates Section. Each position's rate sheet provides a breakdown of salary, hourly rates (based upon 1,800 hours per year), benefits and overhead costs associated with that position.

The hourly rate is based upon 2,080 hours reduced by assumed hours of vacation (120), sick (40) and holidays (120) for a total hourly rate calculation using 1,800 hours.

Employee Benefits Defined

Deferred Compensation – A portion of income paid out at a later date after which the income was earned for retirement such as a 457 plan.

Dental Insurance – Insurance coverage for all or a portion of dental care expenses incurred.

Employee Assistance Program (EAP) – Services, tools, consultations, and various assistance available to staff.

Health Insurance – Insurance coverage for all or a portion of medical care expenses incurred.

Holiday Pay – Salary paid when the City is closed in observance of a holiday. Certain positions require an employee to work on a holiday and are compensated per their Memorandum of Understanding.

Life Insurance – Insurance paid to a beneficiary as a protection against financial loss that would result from the premature death of an insured City employee.

Long Term Disability (LTD) /Short Term Disability (STD) – Insurance that protects an employee from loss of income in the event that he/she is unable to work due to illness, injury, or accident for a period of time.

Management Incentive – Incentive paid to Department Directors for afterhours meetings.

Medicare – A Federal administered health care program available at age 65 or older.

PERS (CalPERS) – California Public Employees Retirement System, an agency in the California executive branch that manages pension and health benefits for California public employees, retirees, and their families.

Retiree Medical or Other Post-Employment Benefits (OPEB) – Health benefits paid for a retiree's health care.

Standby – The pay received for being available for on call or after hours work. The positions that may receive standby pay are designated in the MOU (Memoranda of Understanding) but can vary based upon need and availability. Therefore, not included on the Hourly Rate Sheets.

Uniform Allowance – Monetary allowance for clothing or its upkeep or both when required by the City to wear special clothing such as a uniform or safety garments.

Vision – Insurance for eye health and vision correction services and products.

Workers Compensation – Insurance coverage providing wage replacement and medical benefits for employees that may experience an unforeseen, unexpected and unintended event resulting in bodily injury.



Accountant I
Department: Finance and Information Systems

Step A		\$6,905.20 /Month		\$46.03 /Hour			
<u>Benefit</u>	<u>Multiplier</u>			<u>Category</u>			
PERS - Employer	0.200800	1,386.56		Non-Sworn Professionals / Supervisors			
Management Incentive		0.00					
EAP		3.89					
Health Insurance		1,846.13					
Dental Insurance		155.99					
LTD & STD Insurance	0.008070	55.72					
Life Insurance	0.000213	26.47					
Holiday Pay		0.00					
Uniform Allowance		0.00					
Standby		0.00					
Retiree Medical		794.80					
Deferred Comp.	2% + \$110	248.10					
Workers Comp.	0.046430	320.61					
Vision Insurance		23.69					
Medicare	0.014500	100.13					
				Hourly Rate & Benefits	31.28% Department Overhead	17.95% Citywide Overhead	Total Hourly Rate
	Total Benefits	\$4,962.10	71.86%	\$79.12	\$24.75	\$14.20	\$118.07
	Annual Salary + Benefits			<u>\$142,407.58</u>			
Step B		\$7,250.46 /Month		\$48.34 /Hour			
	Total Benefits	\$5,055.25	69.72%	\$82.04	\$25.66	\$14.73	\$122.43
	Annual Salary + Benefits			<u>\$147,668.51</u>			
Step C		\$7,612.98 /Month		\$50.75 /Hour			
	Total Benefits	\$5,153.06	67.69%	\$85.11	\$26.62	\$15.28	\$127.01
	Annual Salary + Benefits			<u>\$153,192.49</u>			
Step D		\$7,993.63 /Month		\$53.29 /Hour			
	Total Benefits	\$5,255.76	65.75%	\$88.33	\$27.63	\$15.86	\$131.82
	Annual Salary + Benefits			<u>\$158,992.67</u>			
Step E		\$8,393.31 /Month		\$55.96 /Hour			
	Total Benefits	\$5,363.59	63.90%	\$91.71	\$28.69	\$16.46	\$136.86
	Annual Salary + Benefits			<u>\$165,082.85</u>			



Accountant I
Department: Parks and Recreation

Step A		\$6,905.20 /Month		\$46.03 /Hour			
<u>Benefit</u>	<u>Multiplier</u>			<u>Category</u>			
PERS - Employer	0.200800	1,386.56	Non-Sworn Professionals / Supervisors				
Management Incentive		0.00					
EAP		3.89					
Health Insurance		1,846.13					
Dental Insurance		155.99					
LTD & STD Insurance	0.008070	55.72					
Life Insurance	0.000213	26.47					
Holiday Pay		0.00					
Uniform Allowance		0.00					
Standby		0.00					
Retiree Medical		794.80					
Deferred Comp.	2% + \$110	248.10					
Workers Comp.	0.046430	320.61					
Vision Insurance		23.69					
Medicare	0.014500	100.13					
Total Benefits		\$4,962.10	71.86%	\$79.12	\$78.21	\$14.20	\$171.53
Annual Salary + Benefits				<u>\$142,407.58</u>			
Step B		\$7,250.46 /Month		\$48.34 /Hour			
				<u>98.86%</u>			
				<u>17.95%</u>			
Total Benefits		\$5,055.25	69.72%	\$82.04	\$81.10	\$14.73	\$177.87
Annual Salary + Benefits				<u>\$147,668.51</u>			
Step C		\$7,612.98 /Month		\$50.75 /Hour			
				<u>98.86%</u>			
				<u>17.95%</u>			
Total Benefits		\$5,153.06	67.69%	\$85.11	\$84.14	\$15.28	\$184.53
Annual Salary + Benefits				<u>\$153,192.49</u>			
Step D		\$7,993.63 /Month		\$53.29 /Hour			
				<u>98.86%</u>			
				<u>17.95%</u>			
Total Benefits		\$5,255.76	65.75%	\$88.33	\$87.32	\$15.86	\$191.51
Annual Salary + Benefits				<u>\$158,992.67</u>			
Step E		\$8,393.31 /Month		\$55.96 /Hour			
				<u>98.86%</u>			
				<u>17.95%</u>			
Total Benefits		\$5,363.59	63.90%	\$91.71	\$90.67	\$16.46	\$198.84
Annual Salary + Benefits				<u>\$165,082.85</u>			



Accountant II
Department: Finance and Information Systems

Step A		\$7,612.98 /Month		\$50.75 /Hour			
<u>Benefit</u>	<u>Multiplier</u>			<u>Hourly Rate & Benefits</u>	<u>31.28% Department Overhead</u>	<u>17.95% Citywide Overhead</u>	<u>Total Hourly Rate</u>
PERS - Employer	0.200800	1,528.69					Non-Sworn Professionals / Supervisors
Management Incentive		0.00					
EAP		3.89					
Health Insurance		1,846.13					
Dental Insurance		155.99					
LTD & STD Insurance	0.008070	61.44					
Life Insurance	0.000213	29.19					
Holiday Pay		0.00					
Uniform Allowance		0.00					
Standby		0.00					
Retiree Medical		794.80					
Deferred Comp.	2% + \$110	262.26					
Workers Comp.	0.046430	353.47					
Vision Insurance		23.69					
Medicare	0.014500	110.39					
	Total Benefits	\$5,169.93	67.91%	\$85.22	\$26.66	\$15.30	\$127.18
				Annual Salary + Benefits <u>\$153,394.92</u>			
Step B		\$7,993.63 /Month		\$53.29 /Hour			
	Total Benefits	\$5,272.63	65.96%	\$88.44	\$27.66	\$15.88	\$131.98
				Annual Salary + Benefits <u>\$159,195.10</u>			
Step C		\$8,393.31 /Month		\$55.96 /Hour			
	Total Benefits	\$5,380.46	64.10%	\$91.83	\$28.72	\$16.48	\$137.03
				Annual Salary + Benefits <u>\$165,285.29</u>			
Step D		\$8,812.98 /Month		\$58.75 /Hour			
	Total Benefits	\$5,493.69	62.34%	\$95.38	\$29.83	\$17.12	\$142.33
				Annual Salary + Benefits <u>\$171,679.98</u>			
Step E		\$9,253.63 /Month		\$61.69 /Hour			
	Total Benefits	\$5,612.58	60.65%	\$99.11	\$31.00	\$17.79	\$147.90
				Annual Salary + Benefits <u>\$178,394.41</u>			



Accountant II
Department: Parks and Recreation

Step A		\$7,612.98 /Month		\$50.75 /Hour			
<u>Benefit</u>	<u>Multiplier</u>			<u>Category</u>			
PERS - Employer	0.200800	1,528.69		Non-Sworn Professionals / Supervisors			
Management Incentive		0.00					
EAP		3.89					
Health Insurance		1,846.13					
Dental Insurance		155.99					
LTD & STD Insurance	0.008070	61.44					
Life Insurance	0.000213	29.19					
Holiday Pay		0.00					
Uniform Allowance		0.00					
Standby		0.00					
Retiree Medical		794.80					
Deferred Comp.	2% + \$110	262.26					
Workers Comp.	0.046430	353.47					
Vision Insurance		23.69					
Medicare	0.014500	110.39					
				Hourly Rate & Benefits	98.86% Department Overhead	17.95% Citywide Overhead	Total Hourly Rate
	Total Benefits	\$5,169.93	67.91%	\$85.22	\$84.25	\$15.30	\$184.77
	Annual Salary + Benefits			\$153,394.92			
Step B		\$7,993.63 /Month		\$53.29 /Hour			
	Total Benefits	\$5,272.63	65.96%	\$88.44	\$87.43	\$15.88	\$191.75
	Annual Salary + Benefits			\$159,195.10			
Step C		\$8,393.31 /Month		\$55.96 /Hour			
	Total Benefits	\$5,380.46	64.10%	\$91.83	\$90.78	\$16.48	\$199.09
	Annual Salary + Benefits			\$165,285.29			
Step D		\$8,812.98 /Month		\$58.75 /Hour			
	Total Benefits	\$5,493.69	62.34%	\$95.38	\$94.29	\$17.12	\$206.79
	Annual Salary + Benefits			\$171,679.98			
Step E		\$9,253.63 /Month		\$61.69 /Hour			
	Total Benefits	\$5,612.58	60.65%	\$99.11	\$97.98	\$17.79	\$214.88
	Annual Salary + Benefits			\$178,394.41			



Accounting Assistant I
Department: Finance and Information Systems

Step A		\$4,747.06 /Month		\$31.65 /Hour			
<u>Benefit</u>	<u>Multiplier</u>				<u>Category</u>		
PERS - Employer	0.200800	953.21			Office Employees		
Management Incentive		0.00					
EAP		3.89					
Health Insurance		1,846.13					
Dental Insurance		155.99					
LTD & STD Insurance	0.008070	38.31					
Life Insurance	0.000213	18.20					
Holiday Pay		0.00					
Uniform Allowance		0.00					
Standby		0.00					
Retiree Medical		794.80					
Deferred Comp.		0.00					
Workers Comp.	0.046430	220.41					
Vision Insurance		23.69					
Medicare	0.014500	68.83					
				Hourly Rate & Benefits	31.28% Department Overhead	17.95% Citywide Overhead	Total Hourly Rate
	Total Benefits	\$4,123.46	86.86%	\$59.14	\$18.50	\$10.62	\$88.26
		Annual Salary + Benefits		<u>\$106,446.22</u>			
Step B		\$4,984.41 /Month		\$33.23 /Hour			
	Total Benefits	\$4,187.50	84.01%	\$61.15	\$19.13	\$10.98	\$91.26
		Annual Salary + Benefits		<u>\$110,062.91</u>			
Step C		\$5,233.63 /Month		\$34.89 /Hour			
	Total Benefits	\$4,254.73	81.30%	\$63.26	\$19.79	\$11.35	\$94.40
		Annual Salary + Benefits		<u>\$113,860.44</u>			
Step D		\$5,495.32 /Month		\$36.64 /Hour			
	Total Benefits	\$4,325.34	78.71%	\$65.47	\$20.48	\$11.75	\$97.70
		Annual Salary + Benefits		<u>\$117,847.84</u>			
Step E		\$5,770.08 /Month		\$38.47 /Hour			
	Total Benefits	\$4,399.47	76.25%	\$67.80	\$21.21	\$12.17	\$101.18
		Annual Salary + Benefits		<u>\$122,034.61</u>			



Accounting Assistant II
Department: Finance and Information Systems

Step A		\$5,233.63 /Month		\$34.89 /Hour			
<u>Benefit</u>	<u>Multiplier</u>			<u>Hourly Rate & Benefits</u>	<u>31.28% Department Overhead</u>	<u>17.95% Citywide Overhead</u>	<u>Total Hourly Rate</u>
PERS - Employer	0.200800	1,050.91					
Management Incentive		0.00					
EAP		3.89					
Health Insurance		1,846.13					
Dental Insurance		155.99					
LTD & STD Insurance	0.008070	42.24					
Life Insurance	0.000213	20.07					
Holiday Pay		0.00					
Uniform Allowance		0.00					
Standby		0.00					
Retiree Medical		794.80					
Deferred Comp.		0.00					
Workers Comp.	0.046430	243.00					
Vision Insurance		23.69					
Medicare	0.014500	75.89					
	Total Benefits	\$4,256.60	81.33%	\$63.27	\$19.79	\$11.36	\$94.42
Annual Salary + Benefits				<u><u>\$113,882.82</u></u>			
Step B		\$5,495.32 /Month		\$36.64 /Hour			
	Total Benefits	\$4,327.20	78.74%	\$65.48	\$20.48	\$11.75	\$97.71
Annual Salary + Benefits				<u><u>\$117,870.23</u></u>			
Step C		\$5,770.08 /Month		\$38.47 /Hour			
	Total Benefits	\$4,401.33	76.28%	\$67.81	\$21.21	\$12.17	\$101.19
Annual Salary + Benefits				<u><u>\$122,057.00</u></u>			
Step D		\$6,058.59 /Month		\$40.39 /Hour			
	Total Benefits	\$4,479.17	73.93%	\$70.25	\$21.97	\$12.61	\$104.83
Annual Salary + Benefits				<u><u>\$126,453.11</u></u>			
Step E		\$6,361.52 /Month		\$42.41 /Hour			
	Total Benefits	\$4,560.90	71.70%	\$72.82	\$22.78	\$13.07	\$108.67
Annual Salary + Benefits				<u><u>\$131,069.02</u></u>			



Accounting Manager
Department: Finance and Information Systems

Step A		\$10,068.72 /Month		\$67.12 /Hour			
<u>Benefit</u>	<u>Multiplier</u>			<u>Category</u>			
PERS - Employer	0.200800	2,021.80	Non-Sworn Managers / Confidential				
Management Incentive		0.00					
EAP		3.89					
Health Insurance		1,846.13					
Dental Insurance		155.99					
LTD & STD Insurance	0.008070	81.25					
Life Insurance	0.000213	31.95					
Holiday Pay		0.00					
Uniform Allowance		0.00					
Standby		0.00					
Retiree Medical		794.80					
Deferred Comp.	3% + \$110	412.06					
Workers Comp.	0.046430	467.49					
Vision Insurance		23.69					
Medicare	0.014500	146.00					
Total Benefits		\$5,985.05	59.44%	\$107.03	\$33.48	\$19.21	\$159.72
Annual Salary + Benefits				<u>\$192,645.22</u>			
Step B		\$10,572.15 /Month		\$70.48 /Hour			
Total Benefits		\$6,120.88	57.90%	\$111.29	\$34.81	\$19.98	\$166.08
Annual Salary + Benefits				<u>\$200,316.38</u>			
Step C		\$11,100.76 /Month		\$74.01 /Hour			
Total Benefits		\$6,263.50	56.42%	\$115.76	\$36.21	\$20.78	\$172.75
Annual Salary + Benefits				<u>\$208,371.09</u>			
Step D		\$11,655.80 /Month		\$77.71 /Hour			
Total Benefits		\$6,413.25	55.02%	\$120.46	\$37.68	\$21.62	\$179.76
Annual Salary + Benefits				<u>\$216,828.54</u>			
Step E		\$12,238.59 /Month		\$81.59 /Hour			
Total Benefits		\$6,570.48	53.69%	\$125.39	\$39.22	\$22.51	\$187.12
Annual Salary + Benefits				<u>\$225,708.86</u>			



Accounting Specialist
Department: Finance and Information Systems

Step A		\$6,917.53 /Month		\$46.12 /Hour			
<u>Benefit</u>	<u>Multiplier</u>			<u>Hourly Rate & Benefits</u>	<u>31.28% Department Overhead</u>	<u>17.95% Citywide Overhead</u>	<u>Total Hourly Rate</u>
PERS - Employer	0.200800	1,389.04					
Management Incentive		0.00					
EAP		3.89					
Health Insurance		1,846.13					
Dental Insurance		155.99					
LTD & STD Insurance	0.008070	55.82					
Life Insurance	0.000213	26.52					
Holiday Pay		0.00					
Uniform Allowance		0.00					
Standby		0.00					
Retiree Medical		794.80					
Deferred Comp.		0.00					
Workers Comp.	0.046430	321.18					
Vision Insurance		23.69					
Medicare	0.014500	100.30					
	Total Benefits	\$4,717.37	68.19%	\$77.57	\$24.26	\$13.92	\$115.75
				<u>\$139,618.82</u>			
Step B		\$7,263.41 /Month		\$48.42 /Hour			
	Total Benefits	\$4,810.69	66.23%	\$80.49	\$25.18	\$14.45	\$120.12
				<u>\$144,889.15</u>			
Step C		\$7,626.58 /Month		\$50.84 /Hour			
	Total Benefits	\$4,908.67	64.36%	\$83.57	\$26.14	\$15.00	\$124.71
				<u>\$150,422.99</u>			
Step D		\$8,007.91 /Month		\$53.39 /Hour			
	Total Benefits	\$5,011.55	62.58%	\$86.80	\$27.15	\$15.58	\$129.53
				<u>\$156,233.53</u>			
Step E		\$8,408.30 /Month		\$56.06 /Hour			
	Total Benefits	\$5,119.58	60.89%	\$90.19	\$28.21	\$16.19	\$134.59
				<u>\$162,334.59</u>			



Accounting Supervisor
Department: Finance and Information Systems

Step A		\$7,537.98 /Month		\$50.25 /Hour				
<u>Benefit</u>	<u>Multiplier</u>			<u>Category</u>				
PERS - Employer	0.200800	1,513.63		Non-Sworn Professionals / Supervisors				
Management Incentive		0.00						
EAP		3.89						
Health Insurance		1,846.13						
Dental Insurance		155.99						
LTD & STD Insurance	0.008070	60.83						
Life Insurance	0.000213	28.90						
Holiday Pay		0.00						
Uniform Allowance		0.00						
Standby		0.00						
Retiree Medical		794.80						
Deferred Comp.	2% + \$110	110.00						
Workers Comp.	0.046430	349.99						
Vision Insurance		23.69						
Medicare	0.014500	109.30		Hourly Rate & Benefits	31.28% Department Overhead	17.95% Citywide Overhead	Total Hourly Rate	
	Total Benefits	\$4,997.15	66.29%	\$83.57	\$26.14	\$15.00	\$124.71	
Annual Salary + Benefits				<u>\$150,421.48</u>				
Step B		\$7,914.88 /Month		\$52.77 /Hour				
		Total Benefits	\$5,098.83	64.42%	\$86.76	\$27.14	\$15.57	\$129.47
Annual Salary + Benefits				<u>\$156,164.51</u>				
Step C		\$8,310.62 /Month		\$55.40 /Hour				
		Total Benefits	\$5,205.61	62.64%	\$90.11	\$28.19	\$16.17	\$134.47
Annual Salary + Benefits				<u>\$162,194.70</u>				
Step D		\$8,726.15 /Month		\$58.17 /Hour				
		Total Benefits	\$5,317.72	60.94%	\$93.63	\$29.29	\$16.81	\$139.73
Annual Salary + Benefits				<u>\$168,526.39</u>				
Step E		\$9,162.46 /Month		\$61.08 /Hour				
		Total Benefits	\$5,435.43	59.32%	\$97.32	\$30.44	\$17.47	\$145.23
Annual Salary + Benefits				<u>\$175,174.67</u>				



Accounting Technician
Department: Finance and Information Systems

Step A		\$6,020.50 /Month		\$40.14 /Hour			
<u>Benefit</u>	<u>Multiplier</u>			<u>Hourly Rate & Benefits</u>	<u>31.28% Department Overhead</u>	<u>17.95% Citywide Overhead</u>	<u>Total Hourly Rate</u>
PERS - Employer	0.200800	1,208.92					
Management Incentive		0.00					
EAP		3.89					
Health Insurance		1,846.13					
Dental Insurance		155.99					
LTD & STD Insurance	0.008070	48.59					
Life Insurance	0.000213	23.08					
Holiday Pay		0.00					
Uniform Allowance		0.00					
Standby		0.00					
Retiree Medical		794.80					
Deferred Comp.		0.00					
Workers Comp.	0.046430	279.53					
Vision Insurance		23.69					
Medicare	0.014500	87.30					
	Total Benefits	\$4,471.91	74.28%	\$69.95	\$21.88	\$12.56	\$104.39
		Annual Salary + Benefits		<u>\$125,909.03</u>			
Step B		\$6,321.53 /Month		\$42.14 /Hour			
	Total Benefits	\$4,553.13	72.03%	\$72.50	\$22.68	\$13.01	\$108.19
		Annual Salary + Benefits		<u>\$130,495.93</u>			
Step C		\$6,637.61 /Month		\$44.25 /Hour			
	Total Benefits	\$4,638.41	69.88%	\$75.17	\$23.51	\$13.49	\$112.17
		Annual Salary + Benefits		<u>\$135,312.17</u>			
Step D		\$6,969.49 /Month		\$46.46 /Hour			
	Total Benefits	\$4,727.95	67.84%	\$77.98	\$24.39	\$14.00	\$116.37
		Annual Salary + Benefits		<u>\$140,369.23</u>			
Step E		\$7,317.96 /Month		\$48.79 /Hour			
	Total Benefits	\$4,821.97	65.89%	\$80.93	\$25.32	\$14.53	\$120.78
		Annual Salary + Benefits		<u>\$145,679.14</u>			



Accounting Technician
Department: Police

Step A		\$6,020.50 /Month		\$40.14 /Hour			
<u>Benefit</u>	<u>Multiplier</u>				<u>Category</u>		
PERS - Employer	0.200800	1,208.92			Office Employees		
Management Incentive		0.00					
EAP		3.89					
Health Insurance		1,846.13					
Dental Insurance		155.99					
LTD & STD Insurance	0.008070	48.59					
Life Insurance	0.000213	23.08					
Holiday Pay		0.00					
Uniform Allowance		0.00					
Standby		0.00					
Retiree Medical		794.80					
Deferred Comp.		0.00					
Workers Comp.	0.046430	279.53					
Vision Insurance		23.69					
Medicare	0.014500	87.30					
				Hourly Rate & Benefits	36.65% Department Overhead	17.95% Citywide Overhead	Total Hourly Rate
	Total Benefits	\$4,471.91	74.28%	\$69.95	\$25.64	\$12.56	\$108.15
		Annual Salary + Benefits		<u>\$125,909.03</u>			
Step B		\$6,321.53 /Month		\$42.14 /Hour			
	Total Benefits	\$4,553.13	72.03%	\$72.50	\$26.57	\$13.01	\$112.08
		Annual Salary + Benefits		<u>\$130,495.93</u>			
Step C		\$6,637.61 /Month		\$44.25 /Hour			
	Total Benefits	\$4,638.41	69.88%	\$75.17	\$27.55	\$13.49	\$116.21
		Annual Salary + Benefits		<u>\$135,312.17</u>			
Step D		\$6,969.49 /Month		\$46.46 /Hour			
	Total Benefits	\$4,727.95	67.84%	\$77.98	\$28.58	\$14.00	\$120.56
		Annual Salary + Benefits		<u>\$140,369.23</u>			
Step E		\$7,317.96 /Month		\$48.79 /Hour			
	Total Benefits	\$4,821.97	65.89%	\$80.93	\$29.66	\$14.53	\$125.12
		Annual Salary + Benefits		<u>\$145,679.14</u>			



Administrative Assistant I
Department: City Manager

Step A		\$4,494.07 /Month		\$29.96 /Hour			
<u>Benefit</u>	<u>Multiplier</u>				<u>Category</u>		
PERS - Employer	0.200800	902.41			Office Employees		
Management Incentive		0.00					
EAP		3.89					
Health Insurance		1,846.13					
Dental Insurance		155.99					
LTD & STD Insurance	0.008070	36.27					
Life Insurance	0.000213	17.23					
Holiday Pay		0.00					
Uniform Allowance		0.00					
Standby		0.00					
Retiree Medical		794.80					
Deferred Comp.		0.00					
Workers Comp.	0.046430	208.66					
Vision Insurance		23.69					
Medicare	0.014500	65.16					
				Hourly Rate & Benefits	51.59% Department Overhead	17.95% Citywide Overhead	Total Hourly Rate
	Total Benefits	\$4,054.23	90.21%	\$56.99	\$29.40	\$10.23	\$96.62
		Annual Salary + Benefits		\$102,579.58			
Step B		\$4,718.77 /Month		\$31.46 /Hour			
	Total Benefits	\$4,114.85	87.20%	\$58.89	\$30.38	\$10.57	\$99.84
		Annual Salary + Benefits		\$106,003.52			
Step C		\$4,954.71 /Month		\$33.03 /Hour			
	Total Benefits	\$4,178.51	84.33%	\$60.89	\$31.41	\$10.93	\$103.23
		Annual Salary + Benefits		\$109,598.66			
Step D		\$5,202.45 /Month		\$34.68 /Hour			
	Total Benefits	\$4,245.35	81.60%	\$62.99	\$32.49	\$11.31	\$106.79
		Annual Salary + Benefits		\$113,373.56			
Step E		\$5,462.57 /Month		\$36.42 /Hour			
	Total Benefits	\$4,315.53	79.00%	\$65.19	\$33.63	\$11.70	\$110.52
		Annual Salary + Benefits		\$117,337.20			



Administrative Assistant I
Department: Community Development

Step A		\$4,494.07 /Month		\$29.96 /Hour			
<u>Benefit</u>	<u>Multiplier</u>				<u>Category</u>		
PERS - Employer	0.200800	902.41			Office Employees		
Management Incentive		0.00					
EAP		3.89					
Health Insurance		1,846.13					
Dental Insurance		155.99					
LTD & STD Insurance	0.008070	36.27					
Life Insurance	0.000213	17.23					
Holiday Pay		0.00					
Uniform Allowance		0.00					
Standby		0.00					
Retiree Medical		794.80					
Deferred Comp.		0.00					
Workers Comp.	0.046430	208.66					
Vision Insurance		23.69					
Medicare	0.014500	65.16					
				Hourly Rate & Benefits	121.73% Department Overhead	17.95% Citywide Overhead	Total Hourly Rate
	Total Benefits	\$4,054.23	90.21%	\$56.99	\$69.37	\$10.23	\$136.59
	Annual Salary + Benefits			<u>\$102,579.58</u>			
Step B		\$4,718.77 /Month		\$31.46 /Hour			
	Total Benefits	\$4,114.85	87.20%	\$58.89	\$71.69	\$10.57	\$141.15
	Annual Salary + Benefits			<u>\$106,003.52</u>			
Step C		\$4,954.71 /Month		\$33.03 /Hour			
	Total Benefits	\$4,178.51	84.33%	\$60.89	\$74.12	\$10.93	\$145.94
	Annual Salary + Benefits			<u>\$109,598.66</u>			
Step D		\$5,202.45 /Month		\$34.68 /Hour			
	Total Benefits	\$4,245.35	81.60%	\$62.99	\$76.67	\$11.31	\$150.97
	Annual Salary + Benefits			<u>\$113,373.56</u>			
Step E		\$5,462.57 /Month		\$36.42 /Hour			
	Total Benefits	\$4,315.53	79.00%	\$65.19	\$79.35	\$11.70	\$156.24
	Annual Salary + Benefits			<u>\$117,337.20</u>			



Administrative Assistant I
Department: Parks and Recreation

Step A		\$4,494.07 /Month		\$29.96 /Hour			
<u>Benefit</u>	<u>Multiplier</u>			<u>Hourly Rate & Benefits</u>	<u>98.86% Department Overhead</u>	<u>17.95% Citywide Overhead</u>	<u>Total Hourly Rate</u>
PERS - Employer	0.200800	902.41					
Management Incentive		0.00					
EAP		3.89					
Health Insurance		1,846.13					
Dental Insurance		155.99					
LTD & STD Insurance	0.008070	36.27					
Life Insurance	0.000213	17.23					
Holiday Pay		0.00					
Uniform Allowance		0.00					
Standby		0.00					
Retiree Medical		794.80					
Deferred Comp.		0.00					
Workers Comp.	0.046430	208.66					
Vision Insurance		23.69					
Medicare	0.014500	65.16					
	Total Benefits	\$4,054.23	90.21%	\$56.99	\$56.34	\$10.23	\$123.56
				Annual Salary + Benefits	<u>\$102,579.58</u>		
Step B		\$4,718.77 /Month		\$31.46 /Hour			
	Total Benefits	\$4,114.85	87.20%	\$58.89	\$58.22	\$10.57	\$127.68
				Annual Salary + Benefits	<u>\$106,003.52</u>		
Step C		\$4,954.71 /Month		\$33.03 /Hour			
	Total Benefits	\$4,178.51	84.33%	\$60.89	\$60.19	\$10.93	\$132.01
				Annual Salary + Benefits	<u>\$109,598.66</u>		
Step D		\$5,202.45 /Month		\$34.68 /Hour			
	Total Benefits	\$4,245.35	81.60%	\$62.99	\$62.27	\$11.31	\$136.57
				Annual Salary + Benefits	<u>\$113,373.56</u>		
Step E		\$5,462.57 /Month		\$36.42 /Hour			
	Total Benefits	\$4,315.53	79.00%	\$65.19	\$64.44	\$11.70	\$141.33
				Annual Salary + Benefits	<u>\$117,337.20</u>		



Administrative Assistant I
Department: Police

Step A		\$4,494.07 /Month		\$29.96 /Hour			
<u>Benefit</u>	<u>Multiplier</u>				<u>Category</u>		
PERS - Employer	0.200800	902.41			Office Employees		
Management Incentive		0.00					
EAP		3.89					
Health Insurance		1,846.13					
Dental Insurance		155.99					
LTD & STD Insurance	0.008070	36.27					
Life Insurance	0.000213	17.23					
Holiday Pay		0.00					
Uniform Allowance		0.00					
Standby		0.00					
Retiree Medical		794.80					
Deferred Comp.		0.00					
Workers Comp.	0.046430	208.66					
Vision Insurance		23.69					
Medicare	0.014500	65.16					
				Hourly Rate & Benefits	36.65% Department Overhead	17.95% Citywide Overhead	Total Hourly Rate
	Total Benefits	\$4,054.23	90.21%	\$56.99	\$20.89	\$10.23	\$88.11
	Annual Salary + Benefits			<u>\$102,579.58</u>			
Step B		\$4,718.77 /Month		\$31.46 /Hour			
	Total Benefits	\$4,114.85	87.20%	\$58.89	\$21.58	\$10.57	\$91.04
	Annual Salary + Benefits			<u>\$106,003.52</u>			
Step C		\$4,954.71 /Month		\$33.03 /Hour			
	Total Benefits	\$4,178.51	84.33%	\$60.89	\$22.32	\$10.93	\$94.14
	Annual Salary + Benefits			<u>\$109,598.66</u>			
Step D		\$5,202.45 /Month		\$34.68 /Hour			
	Total Benefits	\$4,245.35	81.60%	\$62.99	\$23.08	\$11.31	\$97.38
	Annual Salary + Benefits			<u>\$113,373.56</u>			
Step E		\$5,462.57 /Month		\$36.42 /Hour			
	Total Benefits	\$4,315.53	79.00%	\$65.19	\$23.89	\$11.70	\$100.78
	Annual Salary + Benefits			<u>\$117,337.20</u>			



Administrative Assistant I
Department: Public Works

Step A		\$4,494.07 /Month		\$29.96 /Hour			
<u>Benefit</u>	<u>Multiplier</u>				<u>Category</u>		
PERS - Employer	0.200800	902.41			Office Employees		
Management Incentive		0.00					
EAP		3.89					
Health Insurance		1,846.13					
Dental Insurance		155.99					
LTD & STD Insurance	0.008070	36.27					
Life Insurance	0.000213	17.23					
Holiday Pay		0.00					
Uniform Allowance		0.00					
Standby		0.00					
Retiree Medical		794.80					
Deferred Comp.		0.00					
Workers Comp.	0.046430	208.66					
Vision Insurance		23.69					
Medicare	0.014500	65.16					
				Hourly Rate & Benefits	145.10% Department Overhead	17.95% Citywide Overhead	Total Hourly Rate
	Total Benefits	\$4,054.23	90.21%	\$56.99	\$82.69	\$10.23	\$149.91
	Annual Salary + Benefits			<u>\$102,579.58</u>			
Step B		\$4,718.77 /Month		\$31.46 /Hour			
	Total Benefits	\$4,114.85	87.20%	\$58.89	\$85.45	\$10.57	\$154.91
	Annual Salary + Benefits			<u>\$106,003.52</u>			
Step C		\$4,954.71 /Month		\$33.03 /Hour			
	Total Benefits	\$4,178.51	84.33%	\$60.89	\$88.35	\$10.93	\$160.17
	Annual Salary + Benefits			<u>\$109,598.66</u>			
Step D		\$5,202.45 /Month		\$34.68 /Hour			
	Total Benefits	\$4,245.35	81.60%	\$62.99	\$91.39	\$11.31	\$165.69
	Annual Salary + Benefits			<u>\$113,373.56</u>			
Step E		\$5,462.57 /Month		\$36.42 /Hour			
	Total Benefits	\$4,315.53	79.00%	\$65.19	\$94.59	\$11.70	\$171.48
	Annual Salary + Benefits			<u>\$117,337.20</u>			



Administrative Assistant II
Department: City Manager

Step A		\$4,954.71 /Month		\$33.03 /Hour			
<u>Benefit</u>	<u>Multiplier</u>				<u>Category</u>		
PERS - Employer	0.200800	994.91			Office Employees		
Management Incentive		0.00					
EAP		3.89					
Health Insurance		1,846.13					
Dental Insurance		155.99					
LTD & STD Insurance	0.008070	39.98					
Life Insurance	0.000213	19.00					
Holiday Pay		0.00					
Uniform Allowance		0.00					
Standby		0.00					
Retiree Medical		794.80					
Deferred Comp.		0.00					
Workers Comp.	0.046430	230.05					
Vision Insurance		23.69					
Medicare	0.014500	71.84					
				Hourly Rate & Benefits	51.59% Department Overhead	17.95% Citywide Overhead	Total Hourly Rate
	Total Benefits	\$4,180.28	84.37%	\$60.90	\$31.42	\$10.93	\$103.25
		Annual Salary + Benefits		<u>\$109,619.85</u>			
Step B		\$5,202.45 /Month		\$34.68 /Hour			
	Total Benefits	\$4,247.12	81.64%	\$63.00	\$32.50	\$11.31	\$106.81
		Annual Salary + Benefits		<u>\$113,394.75</u>			
Step C		\$5,462.57 /Month		\$36.42 /Hour			
	Total Benefits	\$4,317.30	79.03%	\$65.20	\$33.64	\$11.70	\$110.54
		Annual Salary + Benefits		<u>\$117,358.39</u>			
Step D		\$5,735.70 /Month		\$38.24 /Hour			
	Total Benefits	\$4,390.99	76.56%	\$67.51	\$34.83	\$12.12	\$114.46
		Annual Salary + Benefits		<u>\$121,520.21</u>			
Step E		\$6,022.48 /Month		\$40.15 /Hour			
	Total Benefits	\$4,468.36	74.19%	\$69.94	\$36.08	\$12.55	\$118.57
		Annual Salary + Benefits		<u>\$125,890.12</u>			



Administrative Assistant II
Department: Community Development

Step A		\$4,954.71 /Month		\$33.03 /Hour			
<u>Benefit</u>	<u>Multiplier</u>				<u>Category</u>		
PERS - Employer	0.200800	994.91			Office Employees		
Management Incentive		0.00					
EAP		3.89					
Health Insurance		1,846.13					
Dental Insurance		155.99					
LTD & STD Insurance	0.008070	39.98					
Life Insurance	0.000213	19.00					
Holiday Pay		0.00					
Uniform Allowance		0.00					
Standby		0.00					
Retiree Medical		794.80					
Deferred Comp.		0.00					
Workers Comp.	0.046430	230.05					
Vision Insurance		23.69					
Medicare	0.014500	71.84					
				Hourly Rate & Benefits	121.73% Department Overhead	17.95% Citywide Overhead	Total Hourly Rate
	Total Benefits	\$4,180.28	84.37%	\$60.90	\$74.13	\$10.93	\$145.96
		Annual Salary + Benefits		<u>\$109,619.85</u>			
Step B		\$5,202.45 /Month		\$34.68 /Hour			
	Total Benefits	\$4,247.12	81.64%	\$63.00	\$76.69	\$11.31	\$151.00
		Annual Salary + Benefits		<u>\$113,394.75</u>			
Step C		\$5,462.57 /Month		\$36.42 /Hour			
	Total Benefits	\$4,317.30	79.03%	\$65.20	\$79.37	\$11.70	\$156.27
		Annual Salary + Benefits		<u>\$117,358.39</u>			
Step D		\$5,735.70 /Month		\$38.24 /Hour			
	Total Benefits	\$4,390.99	76.56%	\$67.51	\$82.18	\$12.12	\$161.81
		Annual Salary + Benefits		<u>\$121,520.21</u>			
Step E		\$6,022.48 /Month		\$40.15 /Hour			
	Total Benefits	\$4,468.36	74.19%	\$69.94	\$85.14	\$12.55	\$167.63
		Annual Salary + Benefits		<u>\$125,890.12</u>			



Administrative Assistant II
Department: Parks and Recreation

Step A		\$4,954.71 /Month		\$33.03 /Hour			
<u>Benefit</u>	<u>Multiplier</u>			<u>Hourly Rate & Benefits</u>	<u>98.86% Department Overhead</u>	<u>17.95% Citywide Overhead</u>	<u>Total Hourly Rate</u>
PERS - Employer	0.200800	994.91					
Management Incentive		0.00					
EAP		3.89					
Health Insurance		1,846.13					
Dental Insurance		155.99					
LTD & STD Insurance	0.008070	39.98					
Life Insurance	0.000213	19.00					
Holiday Pay		0.00					
Uniform Allowance		0.00					
Standby		0.00					
Retiree Medical		794.80					
Deferred Comp.		0.00					
Workers Comp.	0.046430	230.05					
Vision Insurance		23.69					
Medicare	0.014500	71.84					
	Total Benefits	\$4,180.28	84.37%	\$60.90	\$60.21	\$10.93	\$132.04
				Annual Salary + Benefits <u>\$109,619.85</u>			
Step B		\$5,202.45 /Month		\$34.68 /Hour			
	Total Benefits	\$4,247.12	81.64%	\$63.00	\$62.28	\$11.31	\$136.59
				Annual Salary + Benefits <u>\$113,394.75</u>			
Step C		\$5,462.57 /Month		\$36.42 /Hour			
	Total Benefits	\$4,317.30	79.03%	\$65.20	\$64.46	\$11.70	\$141.36
				Annual Salary + Benefits <u>\$117,358.39</u>			
Step D		\$5,735.70 /Month		\$38.24 /Hour			
	Total Benefits	\$4,390.99	76.56%	\$67.51	\$66.74	\$12.12	\$146.37
				Annual Salary + Benefits <u>\$121,520.21</u>			
Step E		\$6,022.48 /Month		\$40.15 /Hour			
	Total Benefits	\$4,468.36	74.19%	\$69.94	\$69.14	\$12.55	\$151.63
				Annual Salary + Benefits <u>\$125,890.12</u>			



Administrative Assistant II
Department: Police

Step A		\$4,954.71 /Month		\$33.03 /Hour			
<u>Benefit</u>	<u>Multiplier</u>				<u>Category</u>		
PERS - Employer	0.200800	994.91			Office Employees		
Management Incentive		0.00					
EAP		3.89					
Health Insurance		1,846.13					
Dental Insurance		155.99					
LTD & STD Insurance	0.008070	39.98					
Life Insurance	0.000213	19.00					
Holiday Pay		0.00					
Uniform Allowance		0.00					
Standby		0.00					
Retiree Medical		794.80					
Deferred Comp.		0.00					
Workers Comp.	0.046430	230.05					
Vision Insurance		23.69					
Medicare	0.014500	71.84					
				Hourly Rate & Benefits	36.65% Department Overhead	17.95% Citywide Overhead	Total Hourly Rate
	Total Benefits	\$4,180.28	84.37%	\$60.90	\$22.32	\$10.93	\$94.15
	Annual Salary + Benefits			\$109,619.85			
Step B		\$5,202.45 /Month		\$34.68 /Hour			
	Total Benefits	\$4,247.12	81.64%	\$63.00	\$23.09	\$11.31	\$97.40
	Annual Salary + Benefits			\$113,394.75			
Step C		\$5,462.57 /Month		\$36.42 /Hour			
	Total Benefits	\$4,317.30	79.03%	\$65.20	\$23.90	\$11.70	\$100.80
	Annual Salary + Benefits			\$117,358.39			
Step D		\$5,735.70 /Month		\$38.24 /Hour			
	Total Benefits	\$4,390.99	76.56%	\$67.51	\$24.74	\$12.12	\$104.37
	Annual Salary + Benefits			\$121,520.21			
Step E		\$6,022.48 /Month		\$40.15 /Hour			
	Total Benefits	\$4,468.36	74.19%	\$69.94	\$25.63	\$12.55	\$108.12
	Annual Salary + Benefits			\$125,890.12			



Administrative Assistant II
Department: Public Works

Step A		\$4,954.71 /Month		\$33.03 /Hour			
<u>Benefit</u>	<u>Multiplier</u>			<u>Hourly Rate & Benefits</u>	<u>145.10% Department Overhead</u>	<u>17.95% Citywide Overhead</u>	<u>Total Hourly Rate</u>
PERS - Employer	0.200800	994.91					
Management Incentive		0.00					
EAP		3.89					
Health Insurance		1,846.13					
Dental Insurance		155.99					
LTD & STD Insurance	0.008070	39.98					
Life Insurance	0.000213	19.00					
Holiday Pay		0.00					
Uniform Allowance		0.00					
Standby		0.00					
Retiree Medical		794.80					
Deferred Comp.		0.00					
Workers Comp.	0.046430	230.05					
Vision Insurance		23.69					
Medicare	0.014500	71.84					
	Total Benefits	\$4,180.28	84.37%	\$60.90	\$88.37	\$10.93	\$160.20
				Annual Salary + Benefits <u>\$109,619.85</u>			
Step B		\$5,202.45 /Month		\$34.68 /Hour			
	Total Benefits	\$4,247.12	81.64%	\$63.00	\$91.41	\$11.31	\$165.72
				Annual Salary + Benefits <u>\$113,394.75</u>			
Step C		\$5,462.57 /Month		\$36.42 /Hour			
	Total Benefits	\$4,317.30	79.03%	\$65.20	\$94.60	\$11.70	\$171.50
				Annual Salary + Benefits <u>\$117,358.39</u>			
Step D		\$5,735.70 /Month		\$38.24 /Hour			
	Total Benefits	\$4,390.99	76.56%	\$67.51	\$97.96	\$12.12	\$177.59
				Annual Salary + Benefits <u>\$121,520.21</u>			
Step E		\$6,022.48 /Month		\$40.15 /Hour			
	Total Benefits	\$4,468.36	74.19%	\$69.94	\$101.48	\$12.55	\$183.97
				Annual Salary + Benefits <u>\$125,890.12</u>			



Administrative Secretary
Department: City Attorney

Step A		\$5,735.70 /Month		\$38.24 /Hour			
<u>Benefit</u>	<u>Multiplier</u>			<u>Hourly Rate & Benefits</u>	<u>36.72% Department Overhead</u>	<u>17.95% Citywide Overhead</u>	<u>Total Hourly Rate</u>
PERS - Employer	0.200800	1,151.73					
Management Incentive		0.00					
EAP		3.89					
Health Insurance		1,846.13					
Dental Insurance		155.99					
LTD & STD Insurance	0.008070	46.29					
Life Insurance	0.000213	21.99					
Holiday Pay		0.00					
Uniform Allowance		0.00					
Standby		0.00					
Retiree Medical		794.80					
Deferred Comp.		0.00					
Workers Comp.	0.046430	266.31					
Vision Insurance		23.69					
Medicare	0.014500	83.17					
	Total Benefits	\$4,393.98	76.61%	\$67.53	\$24.80	\$12.12	\$104.45
		Annual Salary + Benefits		<u>\$121,556.14</u>			
Step B		\$6,022.48 /Month		\$40.15 /Hour			
	Total Benefits	\$4,471.36	74.24%	\$69.96	\$25.69	\$12.56	\$108.21
		Annual Salary + Benefits		<u>\$125,926.05</u>			
Step C		\$6,323.61 /Month		\$42.16 /Hour			
	Total Benefits	\$4,552.60	71.99%	\$72.51	\$26.62	\$13.02	\$112.15
		Annual Salary + Benefits		<u>\$130,514.46</u>			
Step D		\$6,639.79 /Month		\$44.27 /Hour			
	Total Benefits	\$4,637.90	69.85%	\$75.18	\$27.61	\$13.50	\$116.29
		Annual Salary + Benefits		<u>\$135,332.29</u>			
Step E		\$6,971.78 /Month		\$46.48 /Hour			
	Total Benefits	\$4,727.48	67.81%	\$78.00	\$28.64	\$14.00	\$120.64
		Annual Salary + Benefits		<u>\$140,391.01</u>			



Administrative Secretary
Department: Community Development

Step A		\$5,735.70 /Month		\$38.24 /Hour			
<u>Benefit</u>	<u>Multiplier</u>			<u>Hourly Rate & Benefits</u>	<u>121.73% Department Overhead</u>	<u>17.95% Citywide Overhead</u>	<u>Total Hourly Rate</u>
PERS - Employer	0.200800	1,151.73					
Management Incentive		0.00					
EAP		3.89					
Health Insurance		1,846.13					
Dental Insurance		155.99					
LTD & STD Insurance	0.008070	46.29					
Life Insurance	0.000213	21.99					
Holiday Pay		0.00					
Uniform Allowance		0.00					
Standby		0.00					
Retiree Medical		794.80					
Deferred Comp.		0.00					
Workers Comp.	0.046430	266.31					
Vision Insurance		23.69					
Medicare	0.014500	83.17					
	Total Benefits	\$4,393.98	76.61%	\$67.53	\$82.21	\$12.12	\$161.86
		Annual Salary + Benefits		<u>\$121,556.14</u>			
Step B		\$6,022.48 /Month		\$40.15 /Hour			
	Total Benefits	\$4,471.36	74.24%	\$69.96	\$85.16	\$12.56	\$167.68
		Annual Salary + Benefits		<u>\$125,926.05</u>			
Step C		\$6,323.61 /Month		\$42.16 /Hour			
	Total Benefits	\$4,552.60	71.99%	\$72.51	\$88.26	\$13.02	\$173.79
		Annual Salary + Benefits		<u>\$130,514.46</u>			
Step D		\$6,639.79 /Month		\$44.27 /Hour			
	Total Benefits	\$4,637.90	69.85%	\$75.18	\$91.52	\$13.50	\$180.20
		Annual Salary + Benefits		<u>\$135,332.29</u>			
Step E		\$6,971.78 /Month		\$46.48 /Hour			
	Total Benefits	\$4,727.48	67.81%	\$78.00	\$94.94	\$14.00	\$186.94
		Annual Salary + Benefits		<u>\$140,391.01</u>			



Administrative Secretary
Department: Finance and Information Systems

Step A		\$5,735.70 /Month		\$38.24 /Hour			
<u>Benefit</u>	<u>Multiplier</u>			<u>Hourly Rate & Benefits</u>	<u>31.28% Department Overhead</u>	<u>17.95% Citywide Overhead</u>	<u>Total Hourly Rate</u>
PERS - Employer	0.200800	1,151.73					
Management Incentive		0.00					
EAP		3.89					
Health Insurance		1,846.13					
Dental Insurance		155.99					
LTD & STD Insurance	0.008070	46.29					
Life Insurance	0.000213	21.99					
Holiday Pay		0.00					
Uniform Allowance		0.00					
Standby		0.00					
Retiree Medical		794.80					
Deferred Comp.		0.00					
Workers Comp.	0.046430	266.31					
Vision Insurance		23.69					
Medicare	0.014500	83.17					
Total Benefits		\$4,393.98	76.61%	\$67.53	\$21.12	\$12.12	\$100.77
Annual Salary + Benefits				<u>\$121,556.14</u>			
Step B		\$6,022.48 /Month		\$40.15 /Hour			
Total Benefits		\$4,471.36	74.24%	\$69.96	\$21.88	\$12.56	\$104.40
Annual Salary + Benefits				<u>\$125,926.05</u>			
Step C		\$6,323.61 /Month		\$42.16 /Hour			
Total Benefits		\$4,552.60	71.99%	\$72.51	\$22.68	\$13.02	\$108.21
Annual Salary + Benefits				<u>\$130,514.46</u>			
Step D		\$6,639.79 /Month		\$44.27 /Hour			
Total Benefits		\$4,637.90	69.85%	\$75.18	\$23.52	\$13.50	\$112.20
Annual Salary + Benefits				<u>\$135,332.29</u>			
Step E		\$6,971.78 /Month		\$46.48 /Hour			
Total Benefits		\$4,727.48	67.81%	\$78.00	\$24.40	\$14.00	\$116.40
Annual Salary + Benefits				<u>\$140,391.01</u>			



Administrative Secretary
Department: Human Resources

Step A		\$5,735.70 /Month		\$38.24 /Hour			
<u>Benefit</u>	<u>Multiplier</u>			<u>Hourly Rate & Benefits</u>	<u>Department Overhead</u>	<u>Citywide Overhead</u>	<u>Total Hourly Rate</u>
PERS - Employer	0.200800	1,151.73					
Management Incentive		0.00					
EAP		3.89					
Health Insurance		1,846.13					
Dental Insurance		155.99					
LTD & STD Insurance	0.008070	46.29					
Life Insurance	0.000213	21.99					
Holiday Pay		0.00					
Uniform Allowance		0.00					
Standby		0.00					
Retiree Medical		794.80					
Deferred Comp.		0.00					
Workers Comp.	0.046430	266.31			39.52%	17.95%	
Vision Insurance		23.69					
Medicare	0.014500	83.17					
Total Benefits		\$4,393.98	76.61%	\$67.53	\$26.69	\$12.12	\$106.34
Annual Salary + Benefits				<u>\$121,556.14</u>			
Step B		\$6,022.48 /Month		\$40.15 /Hour			
Total Benefits		\$4,471.36	74.24%	\$69.96	\$27.65	\$12.56	\$110.17
Annual Salary + Benefits				<u>\$125,926.05</u>			
Step C		\$6,323.61 /Month		\$42.16 /Hour			
Total Benefits		\$4,552.60	71.99%	\$72.51	\$28.66	\$13.02	\$114.19
Annual Salary + Benefits				<u>\$130,514.46</u>			
Step D		\$6,639.79 /Month		\$44.27 /Hour			
Total Benefits		\$4,637.90	69.85%	\$75.18	\$29.71	\$13.50	\$118.39
Annual Salary + Benefits				<u>\$135,332.29</u>			
Step E		\$6,971.78 /Month		\$46.48 /Hour			
Total Benefits		\$4,727.48	67.81%	\$78.00	\$30.82	\$14.00	\$122.82
Annual Salary + Benefits				<u>\$140,391.01</u>			



Administrative Secretary
Department: Parks and Recreation

Step A		\$5,735.70 /Month		\$38.24 /Hour			
<u>Benefit</u>	<u>Multiplier</u>			<u>Hourly Rate & Benefits</u>	<u>98.86% Department Overhead</u>	<u>17.95% Citywide Overhead</u>	<u>Total Hourly Rate</u>
PERS - Employer	0.200800	1,151.73					
Management Incentive		0.00					
EAP		3.89					
Health Insurance		1,846.13					
Dental Insurance		155.99					
LTD & STD Insurance	0.008070	46.29					
Life Insurance	0.000213	21.99					
Holiday Pay		0.00					
Uniform Allowance		0.00					
Standby		0.00					
Retiree Medical		794.80					
Deferred Comp.		0.00					
Workers Comp.	0.046430	266.31					
Vision Insurance		23.69					
Medicare	0.014500	83.17					
	Total Benefits	\$4,393.98	76.61%	\$67.53	\$66.76	\$12.12	\$146.41
		Annual Salary + Benefits		<u>\$121,556.14</u>			
Step B		\$6,022.48 /Month		\$40.15 /Hour			
	Total Benefits	\$4,471.36	74.24%	\$69.96	\$69.16	\$12.56	\$151.68
		Annual Salary + Benefits		<u>\$125,926.05</u>			
Step C		\$6,323.61 /Month		\$42.16 /Hour			
	Total Benefits	\$4,552.60	71.99%	\$72.51	\$71.68	\$13.02	\$157.21
		Annual Salary + Benefits		<u>\$130,514.46</u>			
Step D		\$6,639.79 /Month		\$44.27 /Hour			
	Total Benefits	\$4,637.90	69.85%	\$75.18	\$74.33	\$13.50	\$163.01
		Annual Salary + Benefits		<u>\$135,332.29</u>			
Step E		\$6,971.78 /Month		\$46.48 /Hour			
	Total Benefits	\$4,727.48	67.81%	\$78.00	\$77.11	\$14.00	\$169.11
		Annual Salary + Benefits		<u>\$140,391.01</u>			



Administrative Secretary
Department: Public Works

Step A		\$5,735.70 /Month		\$38.24 /Hour			
<u>Benefit</u>	<u>Multiplier</u>			<u>Hourly Rate & Benefits</u>	<u>145.10% Department Overhead</u>	<u>17.95% Citywide Overhead</u>	<u>Total Hourly Rate</u>
PERS - Employer	0.200800	1,151.73					
Management Incentive		0.00					
EAP		3.89					
Health Insurance		1,846.13					
Dental Insurance		155.99					
LTD & STD Insurance	0.008070	46.29					
Life Insurance	0.000213	21.99					
Holiday Pay		0.00					
Uniform Allowance		0.00					
Standby		0.00					
Retiree Medical		794.80					
Deferred Comp.		0.00					
Workers Comp.	0.046430	266.31					
Vision Insurance		23.69					
Medicare	0.014500	83.17					
Total Benefits		\$4,393.98	76.61%	\$67.53	\$97.99	\$12.12	\$177.64
Annual Salary + Benefits				<u>\$121,556.14</u>			
Step B		\$6,022.48 /Month		\$40.15 /Hour			
Total Benefits		\$4,471.36	74.24%	\$69.96	\$101.51	\$12.56	\$184.03
Annual Salary + Benefits				<u>\$125,926.05</u>			
Step C		\$6,323.61 /Month		\$42.16 /Hour			
Total Benefits		\$4,552.60	71.99%	\$72.51	\$105.21	\$13.02	\$190.74
Annual Salary + Benefits				<u>\$130,514.46</u>			
Step D		\$6,639.79 /Month		\$44.27 /Hour			
Total Benefits		\$4,637.90	69.85%	\$75.18	\$109.09	\$13.50	\$197.77
Annual Salary + Benefits				<u>\$135,332.29</u>			
Step E		\$6,971.78 /Month		\$46.48 /Hour			
Total Benefits		\$4,727.48	67.81%	\$78.00	\$113.17	\$14.00	\$205.17
Annual Salary + Benefits				<u>\$140,391.01</u>			



Administrative Supervisor
Department: Community Development

Step A		\$6,310.47 /Month		\$42.07 /Hour			
<u>Benefit</u>	<u>Multiplier</u>			<u>Hourly Rate & Benefits</u>	<u>121.73% Department Overhead</u>	<u>17.95% Citywide Overhead</u>	<u>Total Hourly Rate</u>
PERS - Employer	0.200800	1,267.14					
Management Incentive		0.00					
EAP		3.89					
Health Insurance		1,846.13					
Dental Insurance		155.99					
LTD & STD Insurance	0.008070	50.93					
Life Insurance	0.000213	24.19					
Holiday Pay		0.00					
Uniform Allowance		0.00					
Standby		0.00					
Retiree Medical		794.80					
Deferred Comp.		0.00					
Workers Comp.	0.046430	293.00					
Vision Insurance		23.69					
Medicare	0.014500	91.50					
	Total Benefits	\$4,551.26	72.12%	\$72.41	\$88.15	\$13.00	\$173.56
		Annual Salary + Benefits		<u>\$130,340.80</u>			
Step B		\$6,626.00 /Month		\$44.17 /Hour			
	Total Benefits	\$4,636.39	69.97%	\$75.08	\$91.40	\$13.48	\$179.96
		Annual Salary + Benefits		<u>\$135,148.62</u>			
Step C		\$6,957.30 /Month		\$46.38 /Hour			
	Total Benefits	\$4,725.77	67.93%	\$77.89	\$94.81	\$13.98	\$186.68
		Annual Salary + Benefits		<u>\$140,196.83</u>			
Step D		\$7,305.16 /Month		\$48.70 /Hour			
	Total Benefits	\$4,819.63	65.98%	\$80.83	\$98.40	\$14.51	\$193.74
		Annual Salary + Benefits		<u>\$145,497.46</u>			
Step E		\$7,670.42 /Month		\$51.14 /Hour			
	Total Benefits	\$4,918.17	64.12%	\$83.92	\$102.16	\$15.06	\$201.14
		Annual Salary + Benefits		<u>\$151,063.11</u>			



Administrative Supervisor
Department: Finance and Information Systems

Step A		\$6,310.47 /Month		\$42.07 /Hour			
<u>Benefit</u>	<u>Multiplier</u>			<u>Hourly Rate & Benefits</u>	<u>31.28% Department Overhead</u>	<u>17.95% Citywide Overhead</u>	<u>Total Hourly Rate</u>
PERS - Employer	0.200800	1,267.14					
Management Incentive		0.00					
EAP		3.89					
Health Insurance		1,846.13					
Dental Insurance		155.99					
LTD & STD Insurance	0.008070	50.93					
Life Insurance	0.000213	24.19					
Holiday Pay		0.00					
Uniform Allowance		0.00					
Standby		0.00					
Retiree Medical		794.80					
Deferred Comp.		0.00					
Workers Comp.	0.046430	293.00					
Vision Insurance		23.69					
Medicare	0.014500	91.50					
Total Benefits		\$4,551.26	72.12%	\$72.41	\$22.65	\$13.00	\$108.06
Annual Salary + Benefits				<u>\$130,340.80</u>			
Step B		\$6,626.00 /Month		\$44.17 /Hour			
Total Benefits		\$4,636.39	69.97%	\$75.08	\$23.49	\$13.48	\$112.05
Annual Salary + Benefits				<u>\$135,148.62</u>			
Step C		\$6,957.30 /Month		\$46.38 /Hour			
Total Benefits		\$4,725.77	67.93%	\$77.89	\$24.36	\$13.98	\$116.23
Annual Salary + Benefits				<u>\$140,196.83</u>			
Step D		\$7,305.16 /Month		\$48.70 /Hour			
Total Benefits		\$4,819.63	65.98%	\$80.83	\$25.28	\$14.51	\$120.62
Annual Salary + Benefits				<u>\$145,497.46</u>			
Step E		\$7,670.42 /Month		\$51.14 /Hour			
Total Benefits		\$4,918.17	64.12%	\$83.92	\$26.25	\$15.06	\$125.23
Annual Salary + Benefits				<u>\$151,063.11</u>			



Administrative Supervisor
Department: Parks and Recreation

Step A		\$6,310.47 /Month		\$42.07 /Hour			
<u>Benefit</u>	<u>Multiplier</u>			<u>Hourly Rate & Benefits</u>	<u>98.86% Department Overhead</u>	<u>17.95% Citywide Overhead</u>	<u>Total Hourly Rate</u>
PERS - Employer	0.200800	1,267.14					
Management Incentive		0.00					
EAP		3.89					
Health Insurance		1,846.13					
Dental Insurance		155.99					
LTD & STD Insurance	0.008070	50.93					
Life Insurance	0.000213	24.19					
Holiday Pay		0.00					
Uniform Allowance		0.00					
Standby		0.00					
Retiree Medical		794.80					
Deferred Comp.		0.00					
Workers Comp.	0.046430	293.00					
Vision Insurance		23.69					
Medicare	0.014500	91.50					
	Total Benefits	\$4,551.26	72.12%	\$72.41	\$71.59	\$13.00	\$157.00
				Annual Salary + Benefits			
				<u>\$130,340.80</u>			
Step B		\$6,626.00 /Month		\$44.17 /Hour			
	Total Benefits	\$4,636.39	69.97%	\$75.08	\$74.23	\$13.48	\$162.79
				Annual Salary + Benefits			
				<u>\$135,148.62</u>			
Step C		\$6,957.30 /Month		\$46.38 /Hour			
	Total Benefits	\$4,725.77	67.93%	\$77.89	\$77.00	\$13.98	\$168.87
				Annual Salary + Benefits			
				<u>\$140,196.83</u>			
Step D		\$7,305.16 /Month		\$48.70 /Hour			
	Total Benefits	\$4,819.63	65.98%	\$80.83	\$79.91	\$14.51	\$175.25
				Annual Salary + Benefits			
				<u>\$145,497.46</u>			
Step E		\$7,670.42 /Month		\$51.14 /Hour			
	Total Benefits	\$4,918.17	64.12%	\$83.92	\$82.97	\$15.06	\$181.95
				Annual Salary + Benefits			
				<u>\$151,063.11</u>			



Administrative Supervisor
Department: Public Works

Step A		\$6,310.47 /Month		\$42.07 /Hour			
<u>Benefit</u>	<u>Multiplier</u>				<u>Category</u>		
PERS - Employer	0.200800	1,267.14			Office Employees		
Management Incentive		0.00					
EAP		3.89					
Health Insurance		1,846.13					
Dental Insurance		155.99					
LTD & STD Insurance	0.008070	50.93					
Life Insurance	0.000213	24.19					
Holiday Pay		0.00					
Uniform Allowance		0.00					
Standby		0.00					
Retiree Medical		794.80					
Deferred Comp.		0.00					
Workers Comp.	0.046430	293.00					
Vision Insurance		23.69					
Medicare	0.014500	91.50					
				Hourly Rate & Benefits	145.10% Department Overhead	17.95% Citywide Overhead	Total Hourly Rate
	Total Benefits	\$4,551.26	72.12%	\$72.41	\$105.07	\$13.00	\$190.48
	Annual Salary + Benefits			\$130,340.80			
Step B		\$6,626.00 /Month		\$44.17 /Hour			
	Total Benefits	\$4,636.39	69.97%	\$75.08	\$108.94	\$13.48	\$197.50
	Annual Salary + Benefits			\$135,148.62			
Step C		\$6,957.30 /Month		\$46.38 /Hour			
	Total Benefits	\$4,725.77	67.93%	\$77.89	\$113.01	\$13.98	\$204.88
	Annual Salary + Benefits			\$140,196.83			
Step D		\$7,305.16 /Month		\$48.70 /Hour			
	Total Benefits	\$4,819.63	65.98%	\$80.83	\$117.29	\$14.51	\$212.63
	Annual Salary + Benefits			\$145,497.46			
Step E		\$7,670.42 /Month		\$51.14 /Hour			
	Total Benefits	\$4,918.17	64.12%	\$83.92	\$121.77	\$15.06	\$220.75
	Annual Salary + Benefits			\$151,063.11			



Assistant City Attorney
Department: City Attorney

Step A		\$13,575.87 /Month		\$90.51 /Hour			
<u>Benefit</u>	<u>Multiplier</u>			<u>Category</u>			
PERS - Employer	0.200800	2,726.03		Non-Sworn Asst Director / Asst City Attorney			
Management Incentive		0.00					
EAP		3.89					
Health Insurance		1,846.13					
Dental Insurance		155.99					
LTD & STD Insurance	0.008070	109.56					
Life Insurance	0.000213	31.95					
Holiday Pay		0.00					
Uniform Allowance		0.00					
Standby		0.00					
Retiree Medical		794.80					
Deferred Comp.	4% + \$110	653.03					
Workers Comp.	0.046430	630.33					
Vision Insurance		23.69					
Medicare	0.014500	196.85					
				Hourly Rate & Benefits	36.72% Department Overhead	17.95% Citywide Overhead	Total Hourly Rate
	Total Benefits	\$7,172.25	52.83%	\$138.32	\$50.79	\$24.83	\$213.94
	Annual Salary + Benefits			<u>\$248,977.47</u>			
Step B		\$14,254.66 /Month		\$95.03 /Hour			
	Total Benefits	\$7,355.39	51.60%	\$144.07	\$52.90	\$25.86	\$222.83
	Annual Salary + Benefits			<u>\$259,320.66</u>			
Step C		\$14,967.40 /Month		\$99.78 /Hour			
	Total Benefits	\$7,547.69	50.43%	\$150.10	\$55.12	\$26.94	\$232.16
	Annual Salary + Benefits			<u>\$270,181.00</u>			
Step D		\$15,715.77 /Month		\$104.77 /Hour			
	Total Benefits	\$7,749.60	49.31%	\$156.44	\$57.44	\$28.08	\$241.96
	Annual Salary + Benefits			<u>\$281,584.36</u>			
Step E		\$16,501.55 /Month		\$110.01 /Hour			
	Total Benefits	\$7,961.60	48.25%	\$163.09	\$59.89	\$29.27	\$252.25
	Annual Salary + Benefits			<u>\$293,557.89</u>			



Assistant City Clerk
Department: City Manager

Step A		\$7,285.53 /Month		\$48.57 /Hour			
<u>Benefit</u>	<u>Multiplier</u>			<u>Category</u>			
PERS - Employer	0.200800	1,462.93		Non-Sworn Professionals / Supervisors			
Management Incentive		0.00					
EAP		3.89					
Health Insurance		1,846.13					
Dental Insurance		155.99					
LTD & STD Insurance	0.008070	58.79					
Life Insurance	0.000213	27.93					
Holiday Pay		0.00					
Uniform Allowance		0.00					
Standby		0.00					
Retiree Medical		794.80					
Deferred Comp.	2% + \$110	255.71					
Workers Comp.	0.046430	338.27					
Vision Insurance		23.69					
Medicare	0.014500	105.64					
				Hourly Rate & Benefits	51.59% Department Overhead	17.95% Citywide Overhead	Total Hourly Rate
	Total Benefits	\$5,073.78	69.64%	\$82.40	\$42.51	\$14.79	\$139.70
	Annual Salary + Benefits			<u>\$148,311.69</u>			
Step B		\$7,649.80 /Month		\$51.00 /Hour			
	Total Benefits	\$5,172.06	67.61%	\$85.48	\$44.10	\$15.34	\$144.92
	Annual Salary + Benefits			<u>\$153,862.39</u>			
Step C		\$8,032.30 /Month		\$53.55 /Hour			
	Total Benefits	\$5,275.26	65.68%	\$88.72	\$45.77	\$15.92	\$150.41
	Annual Salary + Benefits			<u>\$159,690.62</u>			
Step D		\$8,433.91 /Month		\$56.23 /Hour			
	Total Benefits	\$5,383.61	63.83%	\$92.12	\$47.52	\$16.53	\$156.17
	Annual Salary + Benefits			<u>\$165,810.26</u>			
Step E		\$8,855.61 /Month		\$59.04 /Hour			
	Total Benefits	\$5,497.39	62.08%	\$95.69	\$49.36	\$17.18	\$162.23
	Annual Salary + Benefits			<u>\$172,235.89</u>			



Assistant City Manager
Department: City Manager

Step A		\$15,541.21 /Month		\$103.61 /Hour			
<u>Benefit</u>	<u>Multiplier</u>				<u>Category</u>		
PERS - Employer	0.200800	3,318.72			Non-Sworn Director		
Management Incentive		986.27					
EAP		3.89					
Health Insurance		1,846.13					
Dental Insurance		155.99					
LTD & STD Insurance	0.008070	125.42					
Life Insurance	0.000213	31.95					
Holiday Pay		0.00					
Uniform Allowance		0.00					
Standby		0.00					
Retiree Medical		794.80					
Deferred Comp.		110.00					
Workers Comp.	0.046430	767.37					
Vision Insurance		23.69					
Medicare	0.014500	239.65					
				Hourly Rate & Benefits	51.59% Department Overhead	17.95% Citywide Overhead	Total Hourly Rate
	Total Benefits	\$8,403.87	54.07%	\$159.63	\$82.36	\$28.65	\$270.64
	Annual Salary + Benefits			\$287,340.98			
Step B		\$16,318.27 /Month		\$108.79 /Hour			
	Total Benefits	\$8,613.52	52.78%	\$166.21	\$85.75	\$29.84	\$281.80
	Annual Salary + Benefits			\$299,181.52			
Step C		\$17,134.18 /Month		\$114.23 /Hour			
	Total Benefits	\$8,833.66	51.56%	\$173.12	\$89.31	\$31.07	\$293.50
	Annual Salary + Benefits			\$311,614.08			
Step D		\$17,990.89 /Month		\$119.94 /Hour			
	Total Benefits	\$9,064.80	50.39%	\$180.37	\$93.05	\$32.38	\$305.80
	Annual Salary + Benefits			\$324,668.27			
Step E		\$18,890.44 /Month		\$125.94 /Hour			
	Total Benefits	\$9,307.49	49.27%	\$187.99	\$96.98	\$33.74	\$318.71
	Annual Salary + Benefits			\$338,375.17			



Assistant Community Development Director
Department: Community Development

Step A		\$13,575.87 /Month		\$90.51 /Hour			
<u>Benefit</u>	<u>Multiplier</u>			<u>Category</u>			
PERS - Employer	0.200800	2,726.03		Non-Sworn Asst Director / Asst City Attorney			
Management Incentive		0.00					
EAP		3.89					
Health Insurance		1,846.13					
Dental Insurance		155.99					
LTD & STD Insurance	0.008070	109.56					
Life Insurance	0.000213	31.95					
Holiday Pay		0.00					
Uniform Allowance		0.00					
Standby		0.00					
Retiree Medical		794.80					
Deferred Comp.	4% + \$110	653.03					
Workers Comp.	0.046430	630.33					
Vision Insurance		23.69					
Medicare	0.014500	196.85					
				Hourly Rate & Benefits	121.73% Department Overhead	17.95% Citywide Overhead	Total Hourly Rate
	Total Benefits	\$7,172.25	52.83%	\$138.32	\$168.38	\$24.83	\$331.53
	Annual Salary + Benefits			\$248,977.47			
Step B		\$14,254.66 /Month		\$95.03 /Hour			
	Total Benefits	\$7,355.39	51.60%	\$144.07	\$175.37	\$25.86	\$345.30
	Annual Salary + Benefits			\$259,320.66			
Step C		\$14,967.40 /Month		\$99.78 /Hour			
	Total Benefits	\$7,547.69	50.43%	\$150.10	\$182.72	\$26.94	\$359.76
	Annual Salary + Benefits			\$270,181.00			
Step D		\$15,715.77 /Month		\$104.77 /Hour			
	Total Benefits	\$7,749.60	49.31%	\$156.44	\$190.43	\$28.08	\$374.95
	Annual Salary + Benefits			\$281,584.36			
Step E		\$16,501.55 /Month		\$110.01 /Hour			
	Total Benefits	\$7,961.60	48.25%	\$163.09	\$198.53	\$29.27	\$390.89
	Annual Salary + Benefits			\$293,557.89			



Assistant Director of Finance and Information Systems
Department: Finance and Information Systems

Step A		\$13,949.33 /Month		\$93.00 /Hour			
<u>Benefit</u>	<u>Multiplier</u>			<u>Hourly Rate & Benefits</u>	<u>31.28% Department Overhead</u>	<u>17.95% Citywide Overhead</u>	<u>Total Hourly Rate</u>
PERS - Employer	0.200800	2,801.02					
Management Incentive		0.00					
EAP		3.89					
Health Insurance		1,846.13					
Dental Insurance		155.99					
LTD & STD Insurance	0.008070	112.57					
Life Insurance	0.000213	31.95					
Holiday Pay		0.00					
Uniform Allowance		0.00					
Standby		0.00					
Retiree Medical		794.80					
Deferred Comp.	4% + \$110	667.97					
Workers Comp.	0.046430	647.67					
Vision Insurance		23.69					
Medicare	0.014500	202.27					
	Total Benefits	\$7,287.95	52.25%	\$141.58	\$44.29	\$25.41	\$211.28
				Annual Salary + Benefits <u>\$254,847.31</u>			
Step B							
				\$14,646.79 /Month		\$97.65 /Hour	
	Total Benefits	\$7,476.13	51.04%	\$147.49	\$46.13	\$26.47	\$220.09
				Annual Salary + Benefits <u>\$265,475.02</u>			
Step C							
				\$15,379.13 /Month		\$102.53 /Hour	
	Total Benefits	\$7,673.71	49.90%	\$153.69	\$48.07	\$27.59	\$229.35
				Annual Salary + Benefits <u>\$276,634.12</u>			
Step D							
				\$16,148.09 /Month		\$107.65 /Hour	
	Total Benefits	\$7,881.18	48.81%	\$160.20	\$50.11	\$28.76	\$239.07
				Annual Salary + Benefits <u>\$288,351.17</u>			
Step E							
				\$16,955.49 /Month		\$113.04 /Hour	
	Total Benefits	\$8,099.01	47.77%	\$167.03	\$52.25	\$29.98	\$249.26
				Annual Salary + Benefits <u>\$300,654.08</u>			



Assistant Engineer
Department: Public Works

Step A		\$8,683.25 /Month		\$57.89 /Hour			
<u>Benefit</u>	<u>Multiplier</u>			<u>Category</u>			
PERS - Employer	0.200800	1,743.60		Non-Sworn Professionals / Supervisors			
Management Incentive		0.00					
EAP		3.89					
Health Insurance		1,846.13					
Dental Insurance		155.99					
LTD & STD Insurance	0.008070	70.07					
Life Insurance	0.000213	31.95					
Holiday Pay		0.00					
Uniform Allowance		0.00					
Standby		0.00					
Retiree Medical		794.80					
Deferred Comp.	2% + \$110	283.67					
Workers Comp.	0.046430	403.16					
Vision Insurance		23.69					
Medicare	0.014500	125.91					
				Hourly Rate & Benefits	145.10% Department Overhead	17.95% Citywide Overhead	Total Hourly Rate
	Total Benefits	\$5,482.86	63.14%	\$94.44	\$137.03	\$16.95	\$248.42
	Annual Salary + Benefits			<u>\$169,993.29</u>			
Step B		\$9,117.41 /Month		\$60.78 /Hour			
	Total Benefits	\$5,599.99	61.42%	\$98.12	\$142.37	\$17.61	\$258.10
	Annual Salary + Benefits			<u>\$176,608.89</u>			
Step C		\$9,573.28 /Month		\$63.82 /Hour			
	Total Benefits	\$5,722.99	59.78%	\$101.98	\$147.97	\$18.30	\$268.25
	Annual Salary + Benefits			<u>\$183,555.26</u>			
Step D		\$10,051.95 /Month		\$67.01 /Hour			
	Total Benefits	\$5,852.13	58.22%	\$106.03	\$153.85	\$19.03	\$278.91
	Annual Salary + Benefits			<u>\$190,848.96</u>			
Step E		\$10,554.55 /Month		\$70.36 /Hour			
	Total Benefits	\$5,987.73	56.73%	\$110.28	\$160.02	\$19.80	\$290.10
	Annual Salary + Benefits			<u>\$198,507.34</u>			



Assistant Parks and Recreation Director
Department: Parks and Recreation

Step A		\$11,266.28 /Month		\$75.11 /Hour			
<u>Benefit</u>	<u>Multiplier</u>			<u>Category</u>			
PERS - Employer	0.200800	2,262.27		Non-Sworn Asst Director / Asst City Attorney			
Management Incentive		0.00					
EAP		3.89					
Health Insurance		1,846.13					
Dental Insurance		155.99					
LTD & STD Insurance	0.008070	90.92					
Life Insurance	0.000213	31.95					
Holiday Pay		0.00					
Uniform Allowance		0.00					
Standby		0.00					
Retiree Medical		794.80					
Deferred Comp.	4% + \$110	560.65					
Workers Comp.	0.046430	523.09					
Vision Insurance		23.69					
Medicare	0.014500	163.36					
				Hourly Rate & Benefits	98.86% Department Overhead	17.95% Citywide Overhead	Total Hourly Rate
	Total Benefits	\$6,456.74	57.31%	\$118.15	\$116.81	\$21.21	\$256.17
		Annual Salary + Benefits		<u>\$212,676.30</u>			
Step B		\$11,829.60 /Month		\$78.86 /Hour			
	Total Benefits	\$6,608.73	55.87%	\$122.92	\$121.52	\$22.06	\$266.50
		Annual Salary + Benefits		<u>\$221,259.85</u>			
Step C		\$12,421.07 /Month		\$82.81 /Hour			
	Total Benefits	\$6,768.31	54.49%	\$127.93	\$126.47	\$22.96	\$277.36
		Annual Salary + Benefits		<u>\$230,272.59</u>			
Step D		\$13,042.13 /Month		\$86.95 /Hour			
	Total Benefits	\$6,935.87	53.18%	\$133.19	\$131.67	\$23.91	\$288.77
		Annual Salary + Benefits		<u>\$239,735.95</u>			
Step E		\$13,694.24 /Month		\$91.29 /Hour			
	Total Benefits	\$7,111.81	51.93%	\$138.71	\$137.13	\$24.90	\$300.74
		Annual Salary + Benefits		<u>\$249,672.49</u>			



Assistant Planner
Department: Community Development

Step A		\$8,018.49 /Month		\$53.46 /Hour			
<u>Benefit</u>	<u>Multiplier</u>				<u>Category</u>		
PERS - Employer	0.200800	1,610.11			Non-Sworn Professionals / Supervisors		
Management Incentive		0.00					
EAP		3.89					
Health Insurance		1,846.13					
Dental Insurance		155.99					
LTD & STD Insurance	0.008070	64.71					
Life Insurance	0.000213	30.74					
Holiday Pay		0.00					
Uniform Allowance		0.00					
Standby		0.00					
Retiree Medical		794.80					
Deferred Comp.	2% + \$110	270.37					
Workers Comp.	0.046430	372.30					
Vision Insurance		23.69					
Medicare	0.014500	116.27					
				Hourly Rate & Benefits	121.73% Department Overhead	17.95% Citywide Overhead	Total Hourly Rate
	Total Benefits	\$5,289.00	65.96%	\$88.72	\$107.99	\$15.92	\$212.63
	Annual Salary + Benefits			<u>\$159,689.96</u>			
Step B		\$8,419.42 /Month		\$56.13 /Hour			
	Total Benefits	\$5,397.17	64.10%	\$92.11	\$112.13	\$16.53	\$220.77
	Annual Salary + Benefits			<u>\$165,799.09</u>			
Step C		\$8,840.39 /Month		\$58.94 /Hour			
	Total Benefits	\$5,510.75	62.34%	\$95.67	\$116.46	\$17.17	\$229.30
	Annual Salary + Benefits			<u>\$172,213.67</u>			
Step D		\$9,282.41 /Month		\$61.88 /Hour			
	Total Benefits	\$5,630.01	60.65%	\$99.42	\$121.02	\$17.85	\$238.29
	Annual Salary + Benefits			<u>\$178,948.99</u>			
Step E		\$9,746.53 /Month		\$64.98 /Hour			
	Total Benefits	\$5,755.23	59.05%	\$103.35	\$125.80	\$18.55	\$247.70
	Annual Salary + Benefits			<u>\$186,021.07</u>			



Associate Engineer
Department: Public Works

Step A		\$9,573.28 /Month		\$63.82 /Hour			
<u>Benefit</u>	<u>Multiplier</u>			<u>Category</u>			
PERS - Employer	0.200800	1,922.32		Non-Sworn Professionals / Supervisors			
Management Incentive		0.00					
EAP		3.89					
Health Insurance		1,846.13					
Dental Insurance		155.99					
LTD & STD Insurance	0.008070	77.26					
Life Insurance	0.000213	31.95					
Holiday Pay		0.00					
Uniform Allowance		0.00					
Standby		0.00					
Retiree Medical		794.80					
Deferred Comp.	2% + \$110	301.47					
Workers Comp.	0.046430	444.49					
Vision Insurance		23.69					
Medicare	0.014500	138.81					
				Hourly Rate & Benefits	145.10% Department Overhead	17.95% Citywide Overhead	Total Hourly Rate
	Total Benefits	\$5,740.79	59.97%	\$102.09	\$148.14	\$18.33	\$268.56
	Annual Salary + Benefits			\$183,768.87			
Step B		\$10,051.95 /Month		\$67.01 /Hour			
	Total Benefits	\$5,869.93	58.40%	\$106.15	\$154.02	\$19.05	\$279.22
	Annual Salary + Benefits			\$191,062.57			
Step C		\$10,554.55 /Month		\$70.36 /Hour			
	Total Benefits	\$6,005.53	56.90%	\$110.40	\$160.19	\$19.82	\$290.41
	Annual Salary + Benefits			\$198,720.94			
Step D		\$11,082.27 /Month		\$73.88 /Hour			
	Total Benefits	\$6,147.91	55.48%	\$114.87	\$166.67	\$20.62	\$302.16
	Annual Salary + Benefits			\$206,762.24			
Step E		\$11,636.39 /Month		\$77.58 /Hour			
	Total Benefits	\$6,297.41	54.12%	\$119.56	\$173.48	\$21.46	\$314.50
	Annual Salary + Benefits			\$215,205.61			



Associate Planner
Department: Community Development

Step A		\$8,840.39 /Month		\$58.94 /Hour			
<u>Benefit</u>	<u>Multiplier</u>			<u>Category</u>			
PERS - Employer	0.200800	1,775.15		Non-Sworn Professionals / Supervisors			
Management Incentive		0.00					
EAP		3.89					
Health Insurance		1,846.13					
Dental Insurance		155.99					
LTD & STD Insurance	0.008070	71.34					
Life Insurance	0.000213	31.95					
Holiday Pay		0.00					
Uniform Allowance		0.00					
Standby		0.00					
Retiree Medical		794.80					
Deferred Comp.	2% + \$110	286.81					
Workers Comp.	0.046430	410.46					
Vision Insurance		23.69					
Medicare	0.014500	128.19					
				Hourly Rate & Benefits	121.73% Department Overhead	17.95% Citywide Overhead	Total Hourly Rate
	Total Benefits	\$5,528.39	62.54%	\$95.79	\$116.61	\$17.19	\$229.59
		Annual Salary + Benefits		\$172,425.41			
Step B		\$9,282.41 /Month		\$61.88 /Hour			
	Total Benefits	\$5,647.65	60.84%	\$99.53	\$121.16	\$17.87	\$238.56
		Annual Salary + Benefits		\$179,160.73			
Step C		\$9,746.53 /Month		\$64.98 /Hour			
	Total Benefits	\$5,772.87	59.23%	\$103.46	\$125.95	\$18.57	\$247.98
		Annual Salary + Benefits		\$186,232.81			
Step D		\$10,233.86 /Month		\$68.23 /Hour			
	Total Benefits	\$5,904.35	57.69%	\$107.59	\$130.97	\$19.31	\$257.87
		Annual Salary + Benefits		\$193,658.50			
Step E		\$10,745.55 /Month		\$71.64 /Hour			
	Total Benefits	\$6,042.41	56.23%	\$111.92	\$136.24	\$20.09	\$268.25
		Annual Salary + Benefits		\$201,455.47			



Building Inspector I
Department: Community Development

Step A		\$7,313.79 /Month		\$48.76 /Hour			
<u>Benefit</u>	<u>Multiplier</u>			<u>Hourly Rate & Benefits</u>	<u>Department Overhead</u>	<u>Citywide Overhead</u>	<u>Total Hourly Rate</u>
PERS - Employer	0.200800	1,468.61					
Management Incentive		0.00					
EAP		3.89					
Health Insurance		1,846.13					
Dental Insurance		155.99					
LTD & STD Insurance	0.008070	59.02					
Life Insurance	0.000213	28.04					
Holiday Pay		0.00					
Uniform Allowance		0.00					
Standby		0.00					
Retiree Medical		794.80					
Deferred Comp.		0.00					
Workers Comp.	0.046430	339.58			121.73%	17.95%	
Vision Insurance		23.69					
Medicare	0.014500	106.05					
Total Benefits		\$4,825.80	65.98%	\$80.93	\$98.52	\$14.53	\$193.98
Annual Salary + Benefits				<u>\$145,675.04</u>			
Step B		\$7,679.48 /Month		\$51.20 /Hour			
Total Benefits		\$4,924.46	64.12%	\$84.03	\$102.29	\$15.08	\$201.40
Annual Salary + Benefits				<u>\$151,247.27</u>			
Step C		\$8,063.45 /Month		\$53.76 /Hour			
Total Benefits		\$5,028.06	62.36%	\$87.28	\$106.24	\$15.67	\$209.19
Annual Salary + Benefits				<u>\$157,098.10</u>			
Step D		\$8,466.62 /Month		\$56.44 /Hour			
Total Benefits		\$5,136.84	60.67%	\$90.69	\$110.40	\$16.28	\$217.37
Annual Salary + Benefits				<u>\$163,241.49</u>			
Step E		\$8,889.95 /Month		\$59.27 /Hour			
Total Benefits		\$5,251.05	59.07%	\$94.27	\$114.76	\$16.92	\$225.95
Annual Salary + Benefits				<u>\$169,692.04</u>			



Building Inspector II
Department: Community Development

Step A		\$8,063.45 /Month		\$53.76 /Hour			
<u>Benefit</u>	<u>Multiplier</u>				<u>Category</u>		
PERS - Employer	0.200800	1,619.14			Office Employees		
Management Incentive		0.00					
EAP		3.89					
Health Insurance		1,846.13					
Dental Insurance		155.99					
LTD & STD Insurance	0.008070	65.07					
Life Insurance	0.000213	30.92					
Holiday Pay		0.00					
Uniform Allowance		0.00					
Standby		0.00					
Retiree Medical		794.80					
Deferred Comp.		0.00					
Workers Comp.	0.046430	374.39					
Vision Insurance		23.69					
Medicare	0.014500	116.92					
				Hourly Rate & Benefits	121.73% Department Overhead	17.95% Citywide Overhead	Total Hourly Rate
	Total Benefits	\$5,030.93	62.39%	\$87.30	\$106.27	\$15.67	\$209.24
		Annual Salary + Benefits		<u>\$157,132.60</u>			
Step B		\$8,466.62 /Month		\$56.44 /Hour			
	Total Benefits	\$5,139.71	60.71%	\$90.71	\$110.42	\$16.28	\$217.41
		Annual Salary + Benefits		<u>\$163,275.98</u>			
Step C		\$8,889.95 /Month		\$59.27 /Hour			
	Total Benefits	\$5,253.92	59.10%	\$94.29	\$114.78	\$16.93	\$226.00
		Annual Salary + Benefits		<u>\$169,726.53</u>			
Step D		\$9,334.45 /Month		\$62.23 /Hour			
	Total Benefits	\$5,373.85	57.57%	\$98.06	\$119.36	\$17.60	\$235.02
		Annual Salary + Benefits		<u>\$176,499.60</u>			
Step E		\$9,801.17 /Month		\$65.34 /Hour			
	Total Benefits	\$5,499.77	56.11%	\$102.01	\$124.17	\$18.31	\$244.49
		Annual Salary + Benefits		<u>\$183,611.33</u>			



Chief Building Official
Department: Community Development

Step A		\$12,392.91 /Month		\$82.62 /Hour			
<u>Benefit</u>	<u>Multiplier</u>			<u>Hourly Rate & Benefits</u>	<u>Department Overhead</u>	<u>Citywide Overhead</u>	<u>Total Hourly Rate</u>
PERS - Employer	0.200800	2,488.50			Non-Sworn Managers / Confidential		
Management Incentive		0.00					
EAP		3.89					
Health Insurance		1,846.13					
Dental Insurance		155.99					
LTD & STD Insurance	0.008070	100.01					
Life Insurance	0.000213	31.95					
Holiday Pay		0.00					
Uniform Allowance		0.00					
Standby		0.00					
Retiree Medical		794.80					
Deferred Comp.	3% + \$110	481.79					
Workers Comp.	0.046430	575.40					
Vision Insurance		23.69					
Medicare	0.014500	179.70					
Total Benefits		\$6,681.84	53.92%	\$127.17	\$154.80	\$22.83	\$304.80
Annual Salary + Benefits				<u>\$228,897.04</u>			

Step B		\$13,012.55 /Month		\$86.75 /Hour			
Total Benefits		\$6,849.02	52.63%	\$132.41	\$161.18	\$23.77	\$317.36
Annual Salary + Benefits				<u>\$238,338.95</u>			

Step C		\$13,663.18 /Month		\$91.09 /Hour			
Total Benefits		\$7,024.56	51.41%	\$137.92	\$167.89	\$24.76	\$330.57
Annual Salary + Benefits				<u>\$248,252.96</u>			

Step D		\$14,346.34 /Month		\$95.64 /Hour			
Total Benefits		\$7,208.88	50.25%	\$143.70	\$174.93	\$25.79	\$344.42
Annual Salary + Benefits				<u>\$258,662.66</u>			

Step E		\$15,063.66 /Month		\$100.42 /Hour			
Total Benefits		\$7,402.41	49.14%	\$149.77	\$182.32	\$26.88	\$358.97
Annual Salary + Benefits				<u>\$269,592.85</u>			



Chief Financial Operations Officer
Department: Finance and Information Systems

Step A		\$11,074.34 /Month		\$73.83 /Hour			
<u>Benefit</u>	<u>Multiplier</u>			<u>Category</u>			
PERS - Employer	0.200800	2,223.73		Non-Sworn Managers / Confidential			
Management Incentive		0.00					
EAP		3.89					
Health Insurance		1,846.13					
Dental Insurance		155.99					
LTD & STD Insurance	0.008070	89.37					
Life Insurance	0.000213	31.95					
Holiday Pay		0.00					
Uniform Allowance		0.00					
Standby		0.00					
Retiree Medical		794.80					
Deferred Comp.	3% + \$110	442.23					
Workers Comp.	0.046430	514.18					
Vision Insurance		23.69					
Medicare	0.014500	160.58					
				Hourly Rate & Benefits	31.28% Department Overhead	17.95% Citywide Overhead	Total Hourly Rate
	Total Benefits	\$6,286.54	56.77%	\$115.74	\$36.20	\$20.78	\$172.72
		Annual Salary + Benefits		<u>\$208,330.48</u>			
Step B		\$11,628.05 /Month		\$77.52 /Hour			
	Total Benefits	\$6,435.93	55.35%	\$120.43	\$37.67	\$21.62	\$179.72
		Annual Salary + Benefits		<u>\$216,767.80</u>			
Step C		\$12,209.46 /Month		\$81.40 /Hour			
	Total Benefits	\$6,592.79	54.00%	\$125.35	\$39.21	\$22.50	\$187.06
		Annual Salary + Benefits		<u>\$225,626.98</u>			
Step D		\$12,819.93 /Month		\$85.47 /Hour			
	Total Benefits	\$6,757.50	52.71%	\$130.52	\$40.83	\$23.43	\$194.78
		Annual Salary + Benefits		<u>\$234,929.12</u>			
Step E		\$13,460.93 /Month		\$89.74 /Hour			
	Total Benefits	\$6,930.44	51.49%	\$135.94	\$42.52	\$24.40	\$202.86
		Annual Salary + Benefits		<u>\$244,696.37</u>			



Chief Information Systems Officer
Department: Finance and Information Systems

Step A		\$12,372.05 /Month		\$82.48 /Hour			
<u>Benefit</u>	<u>Multiplier</u>				<u>Category</u>		
PERS - Employer	0.200800	2,484.31			Non-Sworn Managers / Confidential		
Management Incentive		0.00					
EAP		3.89					
Health Insurance		1,846.13					
Dental Insurance		155.99					
LTD & STD Insurance	0.008070	99.84					
Life Insurance	0.000213	31.95					
Holiday Pay		0.00					
Uniform Allowance		0.00					
Standby		0.00					
Retiree Medical		794.80					
Deferred Comp.	3% + \$110	481.16					
Workers Comp.	0.046430	574.43					
Vision Insurance		23.69					
Medicare	0.014500	179.39					
				Hourly Rate & Benefits	31.28% Department Overhead	17.95% Citywide Overhead	Total Hourly Rate
	Total Benefits	\$6,675.59	53.96%	\$126.98	\$39.72	\$22.79	\$189.49
				Annual Salary + Benefits <u>\$228,571.62</u>			
Step B		\$12,990.65 /Month		\$86.60 /Hour			
	Total Benefits	\$6,842.49	52.67%	\$132.22	\$41.36	\$23.73	\$197.31
				Annual Salary + Benefits <u>\$237,997.63</u>			
Step C		\$13,640.18 /Month		\$90.93 /Hour			
	Total Benefits	\$7,017.73	51.45%	\$137.72	\$43.08	\$24.72	\$205.52
				Annual Salary + Benefits <u>\$247,894.95</u>			
Step D		\$14,322.19 /Month		\$95.48 /Hour			
	Total Benefits	\$7,201.74	50.28%	\$143.49	\$44.88	\$25.76	\$214.13
				Annual Salary + Benefits <u>\$258,287.13</u>			
Step E		\$15,038.30 /Month		\$100.26 /Hour			
	Total Benefits	\$7,394.94	49.17%	\$149.55	\$46.78	\$26.85	\$223.18
				Annual Salary + Benefits <u>\$269,198.92</u>			



City Attorney
Department: City Attorney

Step E		\$22,578.44 /Month	\$150.52 /Hour			
<u>Benefit</u>	<u>Multiplier</u>					
PERS - Employer	0.200800	4,533.75				
EAP		3.89				
Health Insurance		1,846.13				
Dental Insurance		155.99				
LTD & STD Insurance	0.008070	182.21				
Life Insurance	0.000213	37.50				
Holiday Pay		0.00				
Uniform Allowance		0.00				
Standby		0.00				
Retiree Medical		794.80				
Deferred Comp.		0.00				
Workers Comp.	0.046430	1,085.40				
Vision Insurance		23.69				
Medicare	0.014500	<u>338.97</u>				
			Hourly Rate	36.72%	17.95%	
			& Benefits	Department	Citywide	Total Hourly
				Overhead	Overhead	Rate
	Total Benefits	\$9,002.33				
			39.87%	\$210.54	\$77.31	\$325.64
		Annual Salary + Benefits	\$378,969.21			



City Clerk
Department: City Manager

Step A							
		\$10,801.03 /Month		\$72.01 /Hour			
Benefit	Multiplier			Category			
PERS - Employer	0.200800	2,168.85	Non-Sworn Managers / Confidential				
Management Incentive		0.00					
EAP		3.89					
Health Insurance		1,846.13					
Dental Insurance		155.99					
LTD & STD Insurance	0.008070	87.16					
Life Insurance	0.000213	31.95					
Holiday Pay		0.00					
Uniform Allowance		0.00					
Standby		0.00					
Retiree Medical		794.80					
Deferred Comp.	3% + \$110	434.03					
Workers Comp.	0.046430	501.49					
Vision Insurance		23.69					
Medicare	0.014500	156.61					
Total Benefits		\$6,204.60	57.44%	Hourly Rate & Benefits	51.59% Department Overhead	17.95% Citywide Overhead	Total Hourly Rate
				\$113.37	\$58.49	\$20.35	\$192.21
Annual Salary + Benefits				<u>\$204,067.47</u>			
Step B							
		\$11,341.08 /Month		\$75.61 /Hour			
Total Benefits		\$6,350.30	55.99%	\$117.94	\$60.85	\$21.17	\$199.96
Annual Salary + Benefits				<u>\$212,296.56</u>			
Step C							
		\$11,908.13 /Month		\$79.39 /Hour			
Total Benefits		\$6,503.29	54.61%	\$122.74	\$63.32	\$22.03	\$208.09
Annual Salary + Benefits				<u>\$220,937.10</u>			
Step D							
		\$12,503.54 /Month		\$83.36 /Hour			
Total Benefits		\$6,663.94	53.30%	\$127.78	\$65.92	\$22.94	\$216.64
Annual Salary + Benefits				<u>\$230,009.67</u>			
Step E							
		\$13,128.71 /Month		\$87.52 /Hour			
Total Benefits		\$6,832.61	52.04%	\$133.08	\$68.65	\$23.89	\$225.62
Annual Salary + Benefits				<u>\$239,535.86</u>			



City Manager
Department: City Manager

Step E		\$21,625.00 /Month		\$144.17 /Hour			
<u>Benefit</u>	<u>Multiplier</u>				<u>Category</u>		
PERS - Employer	0.200800	4,617.86			City Manager		
Management Incentive		1,372.30					
EAP		3.89					
Health Insurance		1,846.13					
Dental Insurance		155.99					
LTD & STD Insurance	0.008070	174.51					
Life Insurance	0.000213	31.95					
Holiday Pay		0.00					
Uniform Allowance		0.00					
Standby		0.00					
Retiree Medical		794.80					
Deferred Comp.		0.00					
Workers Comp.	0.046430	1,067.76					
Vision Insurance		23.69					
Medicare	0.014500	333.46					
				Hourly Rate & Benefits	51.59% Department Overhead	17.95% Citywide Overhead	Total Hourly Rate
	Total Benefits	\$10,422.35	48.20%	\$213.65	\$110.22	\$38.35	\$362.22
		Annual Salary + Benefits		<u>\$384,568.21</u>			



City Treasurer/Director of Finance and Information Systems
Department: Finance and Information Systems

Step A		\$15,541.21 /Month		\$103.61 /Hour			
<u>Benefit</u>	<u>Multiplier</u>			<u>Hourly Rate & Benefits</u>	<u>31.28% Department Overhead</u>	<u>17.95% Citywide Overhead</u>	<u>Total Hourly Rate</u>
PERS - Employer	0.200800	3,318.72					
Management Incentive		986.27					
EAP		3.89					
Health Insurance		1,846.13					
Dental Insurance		155.99					
LTD & STD Insurance	0.008070	125.42					
Life Insurance	0.000213	31.95					
Holiday Pay		0.00					
Uniform Allowance		0.00					
Standby		0.00					
Retiree Medical		794.80					
Deferred Comp.		110.00					
Workers Comp.	0.046430	767.37					
Vision Insurance		23.69					
Medicare	0.014500	239.65					
	Total Benefits	\$8,403.87	54.07%	\$159.63	\$49.93	\$28.65	\$238.21
				Annual Salary + Benefits <u>\$287,340.98</u>			
Step B		\$16,318.27 /Month		\$108.79 /Hour			
	Total Benefits	\$8,613.52	52.78%	\$166.21	\$51.99	\$29.84	\$248.04
				Annual Salary + Benefits <u>\$299,181.52</u>			
Step C		\$17,134.18 /Month		\$114.23 /Hour			
	Total Benefits	\$8,833.66	51.56%	\$173.12	\$54.15	\$31.07	\$258.34
				Annual Salary + Benefits <u>\$311,614.08</u>			
Step D		\$17,990.89 /Month		\$119.94 /Hour			
	Total Benefits	\$9,064.80	50.39%	\$180.37	\$56.42	\$32.38	\$269.17
				Annual Salary + Benefits <u>\$324,668.27</u>			
Step E		\$18,890.44 /Month		\$125.94 /Hour			
	Total Benefits	\$9,307.49	49.27%	\$187.99	\$58.80	\$33.74	\$280.53
				Annual Salary + Benefits <u>\$338,375.17</u>			



Code Enforcement Officer I
Department: Community Development

Step A		\$6,856.10 /Month		\$45.71 /Hour			
<u>Benefit</u>	<u>Multiplier</u>			<u>Hourly Rate & Benefits</u>	<u>Department Overhead</u>	<u>Citywide Overhead</u>	<u>Total Hourly Rate</u>
PERS - Employer	0.200800	1,376.70					
Management Incentive		0.00					
EAP		3.89					
Health Insurance		1,846.13					
Dental Insurance		155.99					
LTD & STD Insurance	0.008070	55.33					
Life Insurance	0.000213	26.29					
Holiday Pay		0.00					
Uniform Allowance		0.00					
Standby		0.00					
Retiree Medical		794.80					
Deferred Comp.		0.00					
Workers Comp.	0.046430	318.33			121.73%	17.95%	
Vision Insurance		23.69					
Medicare	0.014500	99.41					
Total Benefits		\$4,700.56	68.56%	\$77.04	\$93.79	\$13.83	\$184.66
Annual Salary + Benefits				<u>\$138,679.94</u>			
Step B		\$7,198.90 /Month		\$47.99 /Hour			
Total Benefits		\$4,793.05	66.58%	\$79.95	\$97.32	\$14.35	\$191.62
Annual Salary + Benefits				<u>\$143,903.46</u>			
Step C		\$7,558.85 /Month		\$50.39 /Hour			
Total Benefits		\$4,890.16	64.69%	\$82.99	\$101.03	\$14.90	\$198.92
Annual Salary + Benefits				<u>\$149,388.16</u>			
Step D		\$7,936.79 /Month		\$52.91 /Hour			
Total Benefits		\$4,992.13	62.90%	\$86.19	\$104.92	\$15.47	\$206.58
Annual Salary + Benefits				<u>\$155,147.10</u>			
Step E		\$8,333.63 /Month		\$55.56 /Hour			
Total Benefits		\$5,099.20	61.19%	\$89.55	\$109.01	\$16.07	\$214.63
Annual Salary + Benefits				<u>\$161,193.98</u>			



Code Enforcement Officer II
Department: Community Development

Step A		\$7,558.85 /Month		\$50.39 /Hour			
<u>Benefit</u>	<u>Multiplier</u>			<u>Hourly Rate & Benefits</u>	<u>121.73% Department Overhead</u>	<u>17.95% Citywide Overhead</u>	<u>Total Hourly Rate</u>
PERS - Employer	0.200800	1,517.82					
Management Incentive		0.00					
EAP		3.89					
Health Insurance		1,846.13					
Dental Insurance		155.99					
LTD & STD Insurance	0.008070	61.00					
Life Insurance	0.000213	28.98					
Holiday Pay		0.00					
Uniform Allowance		0.00					
Standby		0.00					
Retiree Medical		794.80					
Deferred Comp.		0.00					
Workers Comp.	0.046430	350.96					
Vision Insurance		23.69					
Medicare	0.014500	109.60					
Total Benefits		\$4,892.86	64.73%	\$83.01	\$101.05	\$14.90	\$198.96
Annual Salary + Benefits				<u>\$149,420.49</u>			
Step B		\$7,936.79 /Month		\$52.91 /Hour			
Total Benefits		\$4,994.83	62.93%	\$86.21	\$104.94	\$15.47	\$206.62
Annual Salary + Benefits				<u>\$155,179.43</u>			
Step C		\$8,333.63 /Month		\$55.56 /Hour			
Total Benefits		\$5,101.89	61.22%	\$89.57	\$109.03	\$16.08	\$214.68
Annual Salary + Benefits				<u>\$161,226.31</u>			
Step D		\$8,750.31 /Month		\$58.34 /Hour			
Total Benefits		\$5,214.32	59.59%	\$93.10	\$113.33	\$16.71	\$223.14
Annual Salary + Benefits				<u>\$167,575.54</u>			
Step E		\$9,187.83 /Month		\$61.25 /Hour			
Total Benefits		\$5,332.36	58.04%	\$96.80	\$117.84	\$17.38	\$232.02
Annual Salary + Benefits				<u>\$174,242.23</u>			



Code Enforcement Supervisor
Department: Community Development

Step A		\$9,621.08 /Month		\$64.14 /Hour			
<u>Benefit</u>	<u>Multiplier</u>			<u>Category</u>			
PERS - Employer	0.200800	1,931.91		Non-Sworn Professionals / Supervisors			
Management Incentive		0.00					
EAP		3.89					
Health Insurance		1,846.13					
Dental Insurance		155.99					
LTD & STD Insurance	0.008070	77.64					
Life Insurance	0.000213	31.95					
Holiday Pay		0.00					
Uniform Allowance		0.00					
Standby		0.00					
Retiree Medical		794.80					
Deferred Comp.	2% + \$110	110.00					
Workers Comp.	0.046430	446.71					
Vision Insurance		23.69					
Medicare	0.014500	139.51					
				Hourly Rate & Benefits	121.73% Department Overhead	17.95% Citywide Overhead	Total Hourly Rate
	Total Benefits	\$5,562.22	57.81%	\$101.22	\$123.22	\$18.17	\$242.61
	Annual Salary + Benefits			\$182,199.57			
Step B		\$10,102.13 /Month		\$67.35 /Hour			
	Total Benefits	\$5,692.00	56.34%	\$105.29	\$128.17	\$18.90	\$252.36
	Annual Salary + Benefits			\$189,529.62			
Step C		\$10,607.24 /Month		\$70.71 /Hour			
	Total Benefits	\$5,828.28	54.95%	\$109.57	\$133.38	\$19.67	\$262.62
	Annual Salary + Benefits			\$197,226.28			
Step D		\$11,137.61 /Month		\$74.25 /Hour			
	Total Benefits	\$5,971.38	53.61%	\$114.06	\$138.85	\$20.47	\$273.38
	Annual Salary + Benefits			\$205,307.85			
Step E		\$11,694.49 /Month		\$77.96 /Hour			
	Total Benefits	\$6,121.62	52.35%	\$118.77	\$144.58	\$21.32	\$284.67
	Annual Salary + Benefits			\$213,793.36			



Collection System Worker I
Department: Public Works

Step A		\$5,854.01 /Month		\$39.03 /Hour			
<u>Benefit</u>	<u>Multiplier</u>				<u>Category</u>		
PERS - Employer	0.200800	1,175.48			Public Works - Maintenance		
Management Incentive		0.00					
EAP		3.89					
Health Insurance		1,846.13					
Dental Insurance		155.99					
LTD & STD Insurance	0.008070	47.24					
Life Insurance	0.000213	22.44					
Holiday Pay		0.00					
Uniform Allowance		0.00					
Standby		0.00					
Retiree Medical		794.80					
Deferred Comp.		0.00					
Workers Comp.	0.046430	271.80					
Vision Insurance		23.69					
Medicare	0.014500	84.88					
				Hourly Rate & Benefits	145.10% Department Overhead	17.95% Citywide Overhead	Total Hourly Rate
	Total Benefits	\$4,426.36	75.61%	\$68.54	\$99.45	\$12.30	\$180.29
		Annual Salary + Benefits		<u>\$123,364.34</u>			
Step B		\$6,146.71 /Month		\$40.98 /Hour			
	Total Benefits	\$4,505.33	73.30%	\$71.01	\$103.04	\$12.75	\$186.80
		Annual Salary + Benefits		<u>\$127,824.39</u>			
Step C		\$6,454.04 /Month		\$43.03 /Hour			
	Total Benefits	\$4,588.24	71.09%	\$73.62	\$106.82	\$13.21	\$193.65
		Annual Salary + Benefits		<u>\$132,507.45</u>			
Step D		\$6,776.74 /Month		\$45.18 /Hour			
	Total Benefits	\$4,675.31	68.99%	\$76.35	\$110.78	\$13.70	\$200.83
		Annual Salary + Benefits		<u>\$137,424.65</u>			
Step E		\$7,115.58 /Month		\$47.44 /Hour			
	Total Benefits	\$4,766.73	66.99%	\$79.22	\$114.94	\$14.22	\$208.38
		Annual Salary + Benefits		<u>\$142,587.72</u>			



Collection System Worker II
Department: Public Works

Step A		\$6,454.04 /Month		\$43.03 /Hour			
<u>Benefit</u>	<u>Multiplier</u>			<u>Hourly Rate & Benefits</u>	<u>Department Overhead</u>	<u>Citywide Overhead</u>	<u>Total Hourly Rate</u>
PERS - Employer	0.200800	1,295.97					
Management Incentive		0.00					
EAP		3.89					
Health Insurance		1,846.13					
Dental Insurance		155.99					
LTD & STD Insurance	0.008070	52.08					
Life Insurance	0.000213	24.74					
Holiday Pay		0.00					
Uniform Allowance		0.00					
Standby		0.00					
Retiree Medical		794.80					
Deferred Comp.		0.00					
Workers Comp.	0.046430	299.66			145.10%	17.95%	
Vision Insurance		23.69					
Medicare	0.014500	93.58					
Total Benefits		\$4,590.55	71.13%	\$73.63	\$106.84	\$13.22	\$193.69
Annual Salary + Benefits				<u>\$132,535.05</u>			
Step B		\$6,776.74 /Month		\$45.18 /Hour			
Total Benefits		\$4,677.61	69.02%	\$76.36	\$110.80	\$13.71	\$200.87
Annual Salary + Benefits				<u>\$137,452.26</u>			
Step C		\$7,115.58 /Month		\$47.44 /Hour			
Total Benefits		\$4,769.03	67.02%	\$79.23	\$114.96	\$14.22	\$208.41
Annual Salary + Benefits				<u>\$142,615.32</u>			
Step D		\$7,471.36 /Month		\$49.81 /Hour			
Total Benefits		\$4,865.02	65.12%	\$82.24	\$119.33	\$14.76	\$216.33
Annual Salary + Benefits				<u>\$148,036.54</u>			
Step E		\$7,844.93 /Month		\$52.30 /Hour			
Total Benefits		\$4,965.81	63.30%	\$85.40	\$123.92	\$15.33	\$224.65
Annual Salary + Benefits				<u>\$153,728.82</u>			



Community Development Specialist
Department: Community Development

Step A		\$7,983.53 /Month		\$53.22 /Hour			
<u>Benefit</u>	<u>Multiplier</u>				<u>Category</u>		
PERS - Employer	0.200800	1,603.09			Office Employees		
Management Incentive		0.00					
EAP		3.89					
Health Insurance		1,846.13					
Dental Insurance		155.99					
LTD & STD Insurance	0.008070	64.43					
Life Insurance	0.000213	30.61					
Holiday Pay		0.00					
Uniform Allowance		0.00					
Standby		0.00					
Retiree Medical		794.80					
Deferred Comp.		0.00					
Workers Comp.	0.046430	370.68					
Vision Insurance		23.69					
Medicare	0.014500	115.76					
				Hourly Rate & Benefits	121.73% Department Overhead	17.95% Citywide Overhead	Total Hourly Rate
	Total Benefits	\$5,009.07	62.74%	\$86.62	\$105.44	\$15.55	\$207.61
		Annual Salary + Benefits		\$155,911.15			
Step B		\$8,382.71 /Month		\$55.88 /Hour			
	Total Benefits	\$5,116.76	61.04%	\$90.00	\$109.55	\$16.15	\$215.70
		Annual Salary + Benefits		\$161,993.64			
Step C		\$8,801.84 /Month		\$58.68 /Hour			
	Total Benefits	\$5,229.85	59.42%	\$93.54	\$113.87	\$16.79	\$224.20
		Annual Salary + Benefits		\$168,380.26			
Step D		\$9,241.93 /Month		\$61.61 /Hour			
	Total Benefits	\$5,348.58	57.87%	\$97.27	\$118.41	\$17.46	\$233.14
		Annual Salary + Benefits		\$175,086.21			
Step E		\$9,704.03 /Month		\$64.69 /Hour			
	Total Benefits	\$5,473.26	56.40%	\$101.18	\$123.17	\$18.16	\$242.51
		Annual Salary + Benefits		\$182,127.45			



Community Development Technician
Department: Community Development

Step A		\$6,598.36 /Month		\$43.99 /Hour			
<u>Benefit</u>	<u>Multiplier</u>				<u>Category</u>		
PERS - Employer	0.200800	1,324.95			Office Employees		
Management Incentive		0.00					
EAP		3.89					
Health Insurance		1,846.13					
Dental Insurance		155.99					
LTD & STD Insurance	0.008070	53.25					
Life Insurance	0.000213	25.30					
Holiday Pay		0.00					
Uniform Allowance		0.00					
Standby		0.00					
Retiree Medical		794.80					
Deferred Comp.		0.00					
Workers Comp.	0.046430	306.36					
Vision Insurance		23.69					
Medicare	0.014500	95.68					
				Hourly Rate & Benefits	121.73% Department Overhead	17.95% Citywide Overhead	Total Hourly Rate
	Total Benefits	\$4,630.03	70.17%	\$74.86	\$91.12	\$13.44	\$179.42
	Annual Salary + Benefits			<u>\$134,740.68</u>			
Step B		\$6,928.27 /Month		\$46.19 /Hour			
	Total Benefits	\$4,719.05	68.11%	\$77.65	\$94.52	\$13.94	\$186.11
	Annual Salary + Benefits			<u>\$139,767.84</u>			
Step C		\$7,274.69 /Month		\$48.50 /Hour			
	Total Benefits	\$4,812.51	66.15%	\$80.58	\$98.09	\$14.46	\$193.13
	Annual Salary + Benefits			<u>\$145,046.35</u>			
Step D		\$7,638.42 /Month		\$50.92 /Hour			
	Total Benefits	\$4,910.64	64.29%	\$83.66	\$101.84	\$15.02	\$200.52
	Annual Salary + Benefits			<u>\$150,588.79</u>			
Step E		\$8,020.34 /Month		\$53.47 /Hour			
	Total Benefits	\$5,013.69	62.51%	\$86.89	\$105.78	\$15.60	\$208.27
	Annual Salary + Benefits			<u>\$156,408.35</u>			



Community Service Officer I
Department: Police

Step A		\$5,200.15 /Month		\$34.67 /Hour			
<u>Benefit</u>	<u>Multiplier</u>			<u>Category</u>			
PERS - Employer	0.200800	1,060.92		Office Employee - CSO & Evidence Technician I/II			
Management Incentive		0.00					
EAP		3.89					
Health Insurance		1,846.13					
Dental Insurance		155.99					
LTD & STD Insurance	0.008070	41.97					
Life Insurance	0.000213	19.94					
Holiday Pay		0.00					
Uniform Allowance		83.33					
Standby		0.00					
Retiree Medical		794.80					
Deferred Comp.		0.00					
Workers Comp.	0.046430	245.31					
Vision Insurance		23.69					
Medicare	0.014500	76.61					
				Hourly Rate & Benefits	36.65% Department Overhead	17.95% Citywide Overhead	Total Hourly Rate
	Total Benefits	\$4,352.58	83.70%	\$63.68	\$23.34	\$11.43	\$98.45
	Annual Salary + Benefits			\$114,632.75			
Step B		\$5,460.16 /Month		\$36.40 /Hour			
	Total Benefits	\$4,422.73	81.00%	\$65.89	\$24.15	\$11.83	\$101.87
	Annual Salary + Benefits			\$118,594.64			
Step C		\$5,733.16 /Month		\$38.22 /Hour			
	Total Benefits	\$4,496.39	78.43%	\$68.20	\$24.99	\$12.24	\$105.43
	Annual Salary + Benefits			\$122,754.62			
Step D		\$6,019.82 /Month		\$40.13 /Hour			
	Total Benefits	\$4,573.73	75.98%	\$70.62	\$25.88	\$12.68	\$109.18
	Annual Salary + Benefits			\$127,122.61			
Step E		\$6,320.81 /Month		\$42.14 /Hour			
	Total Benefits	\$4,654.94	73.64%	\$73.17	\$26.82	\$13.13	\$113.12
	Annual Salary + Benefits			\$131,708.99			



Community Service Officer II
Department: Police

Step A		\$5,733.16 /Month		\$38.22 /Hour			
<u>Benefit</u>	<u>Multiplier</u>			<u>Category</u>			
PERS - Employer	0.200800	1,167.95		Office Employee - CSO & Evidence Technician I/II			
Management Incentive		0.00					
EAP		3.89					
Health Insurance		1,846.13					
Dental Insurance		155.99					
LTD & STD Insurance	0.008070	46.27					
Life Insurance	0.000213	21.98					
Holiday Pay		0.00					
Uniform Allowance		83.33					
Standby		0.00					
Retiree Medical		794.80					
Deferred Comp.		0.00					
Workers Comp.	0.046430	270.06					
Vision Insurance		23.69					
Medicare	0.014500	84.34					
				Hourly Rate & Benefits	36.65% Department Overhead	17.95% Citywide Overhead	Total Hourly Rate
	Total Benefits	\$4,498.43	78.46%	\$68.21	\$25.00	\$12.24	\$105.45
		Annual Salary + Benefits		<u>\$122,779.15</u>			
Step B		\$6,019.82 /Month		\$40.13 /Hour			
	Total Benefits	\$4,575.77	76.01%	\$70.64	\$25.89	\$12.68	\$109.21
		Annual Salary + Benefits		<u>\$127,147.13</u>			
Step C		\$6,320.81 /Month		\$42.14 /Hour			
	Total Benefits	\$4,656.98	73.68%	\$73.19	\$26.82	\$13.14	\$113.15
		Annual Salary + Benefits		<u>\$131,733.51</u>			
Step D		\$6,636.85 /Month		\$44.25 /Hour			
	Total Benefits	\$4,742.25	71.45%	\$75.86	\$27.80	\$13.62	\$117.28
		Annual Salary + Benefits		<u>\$136,549.21</u>			
Step E		\$6,968.70 /Month		\$46.46 /Hour			
	Total Benefits	\$4,831.78	69.34%	\$78.67	\$28.83	\$14.12	\$121.62
		Annual Salary + Benefits		<u>\$141,605.70</u>			



Construction Inspector I
Department: Parks and Recreation

Step A		\$7,313.79 /Month		\$48.76 /Hour			
<u>Benefit</u>	<u>Multiplier</u>			<u>Hourly Rate & Benefits</u>	<u>98.86% Department Overhead</u>	<u>17.95% Citywide Overhead</u>	<u>Total Hourly Rate</u>
PERS - Employer	0.200800	1,468.61					
Management Incentive		0.00					
EAP		3.89					
Health Insurance		1,846.13					
Dental Insurance		155.99					
LTD & STD Insurance	0.008070	59.02					
Life Insurance	0.000213	28.04					
Holiday Pay		0.00					
Uniform Allowance		0.00					
Standby		0.00					
Retiree Medical		794.80					
Deferred Comp.		0.00					
Workers Comp.	0.046430	339.58					
Vision Insurance		23.69					
Medicare	0.014500	106.05					
	Total Benefits	\$4,825.80	65.98%	\$80.93	\$80.01	\$14.53	\$175.47
		Annual Salary + Benefits		<u>\$145,675.04</u>			
Step B		\$7,679.48 /Month		\$51.20 /Hour			
	Total Benefits	\$4,924.46	64.12%	\$84.03	\$83.07	\$15.08	\$182.18
		Annual Salary + Benefits		<u>\$151,247.27</u>			
Step C		\$8,063.45 /Month		\$53.76 /Hour			
	Total Benefits	\$5,028.06	62.36%	\$87.28	\$86.28	\$15.67	\$189.23
		Annual Salary + Benefits		<u>\$157,098.10</u>			
Step D		\$8,466.62 /Month		\$56.44 /Hour			
	Total Benefits	\$5,136.84	60.67%	\$90.69	\$89.66	\$16.28	\$196.63
		Annual Salary + Benefits		<u>\$163,241.49</u>			
Step E		\$8,889.95 /Month		\$59.27 /Hour			
	Total Benefits	\$5,251.05	59.07%	\$94.27	\$93.20	\$16.92	\$204.39
		Annual Salary + Benefits		<u>\$169,692.04</u>			



Construction Inspector I
Department: Public Works

Step A		\$7,313.79 /Month		\$48.76 /Hour			
<u>Benefit</u>	<u>Multiplier</u>				<u>Category</u>		
PERS - Employer	0.200800	1,468.61			Office Employees		
Management Incentive		0.00					
EAP		3.89					
Health Insurance		1,846.13					
Dental Insurance		155.99					
LTD & STD Insurance	0.008070	59.02					
Life Insurance	0.000213	28.04					
Holiday Pay		0.00					
Uniform Allowance		0.00					
Standby		0.00					
Retiree Medical		794.80					
Deferred Comp.		0.00					
Workers Comp.	0.046430	339.58					
Vision Insurance		23.69					
Medicare	0.014500	106.05					
				Hourly Rate & Benefits	145.10% Department Overhead	17.95% Citywide Overhead	Total Hourly Rate
	Total Benefits	\$4,825.80	65.98%	\$80.93	\$117.43	\$14.53	\$212.89
	Annual Salary + Benefits			<u>\$145,675.04</u>			
Step B		\$7,679.48 /Month		\$51.20 /Hour			
	Total Benefits	\$4,924.46	64.12%	\$84.03	\$121.92	\$15.08	\$221.03
	Annual Salary + Benefits			<u>\$151,247.27</u>			
Step C		\$8,063.45 /Month		\$53.76 /Hour			
	Total Benefits	\$5,028.06	62.36%	\$87.28	\$126.64	\$15.67	\$229.59
	Annual Salary + Benefits			<u>\$157,098.10</u>			
Step D		\$8,466.62 /Month		\$56.44 /Hour			
	Total Benefits	\$5,136.84	60.67%	\$90.69	\$131.59	\$16.28	\$238.56
	Annual Salary + Benefits			<u>\$163,241.49</u>			
Step E		\$8,889.95 /Month		\$59.27 /Hour			
	Total Benefits	\$5,251.05	59.07%	\$94.27	\$136.79	\$16.92	\$247.98
	Annual Salary + Benefits			<u>\$169,692.04</u>			



Construction Inspector II
Department: Parks and Recreation

Step A		\$8,063.45 /Month		\$53.76 /Hour			
<u>Benefit</u>	<u>Multiplier</u>				<u>Category</u>		
PERS - Employer	0.200800	1,619.14			Office Employees		
Management Incentive		0.00					
EAP		3.89					
Health Insurance		1,846.13					
Dental Insurance		155.99					
LTD & STD Insurance	0.008070	65.07					
Life Insurance	0.000213	30.92					
Holiday Pay		0.00					
Uniform Allowance		0.00					
Standby		0.00					
Retiree Medical		794.80					
Deferred Comp.		0.00					
Workers Comp.	0.046430	374.39					
Vision Insurance		23.69					
Medicare	0.014500	116.92					
				Hourly Rate & Benefits	98.86% Department Overhead	17.95% Citywide Overhead	Total Hourly Rate
	Total Benefits	\$5,030.93	62.39%	\$87.30	\$86.30	\$15.67	\$189.27
	Annual Salary + Benefits			<u>\$157,132.60</u>			
Step B		\$8,466.62 /Month		\$56.44 /Hour			
	Total Benefits	\$5,139.71	60.71%	\$90.71	\$89.67	\$16.28	\$196.66
	Annual Salary + Benefits			<u>\$163,275.98</u>			
Step C		\$8,889.95 /Month		\$59.27 /Hour			
	Total Benefits	\$5,253.92	59.10%	\$94.29	\$93.22	\$16.93	\$204.44
	Annual Salary + Benefits			<u>\$169,726.53</u>			
Step D		\$9,334.45 /Month		\$62.23 /Hour			
	Total Benefits	\$5,373.85	57.57%	\$98.06	\$96.94	\$17.60	\$212.60
	Annual Salary + Benefits			<u>\$176,499.60</u>			
Step E		\$9,801.17 /Month		\$65.34 /Hour			
	Total Benefits	\$5,499.77	56.11%	\$102.01	\$100.84	\$18.31	\$221.16
	Annual Salary + Benefits			<u>\$183,611.33</u>			



Construction Inspector II
Department: Public Works

Step A		\$8,063.45 /Month		\$53.76 /Hour			
<u>Benefit</u>	<u>Multiplier</u>			<u>Hourly Rate & Benefits</u>	<u>Department Overhead</u>	<u>Citywide Overhead</u>	<u>Total Hourly Rate</u>
PERS - Employer	0.200800	1,619.14					
Management Incentive		0.00					
EAP		3.89					
Health Insurance		1,846.13					
Dental Insurance		155.99					
LTD & STD Insurance	0.008070	65.07					
Life Insurance	0.000213	30.92					
Holiday Pay		0.00					
Uniform Allowance		0.00					
Standby		0.00					
Retiree Medical		794.80					
Deferred Comp.		0.00					
Workers Comp.	0.046430	374.39			145.10%	17.95%	
Vision Insurance		23.69					
Medicare	0.014500	116.92					
Total Benefits		\$5,030.93	62.39%	\$87.30	\$126.67	\$15.67	\$229.64
Annual Salary + Benefits				<u>\$157,132.60</u>			
Step B		\$8,466.62 /Month		\$56.44 /Hour			
Total Benefits		\$5,139.71	60.71%	\$90.71	\$131.62	\$16.28	\$238.61
Annual Salary + Benefits				<u>\$163,275.98</u>			
Step C		\$8,889.95 /Month		\$59.27 /Hour			
Total Benefits		\$5,253.92	59.10%	\$94.29	\$136.82	\$16.93	\$248.04
Annual Salary + Benefits				<u>\$169,726.53</u>			
Step D		\$9,334.45 /Month		\$62.23 /Hour			
Total Benefits		\$5,373.85	57.57%	\$98.06	\$142.28	\$17.60	\$257.94
Annual Salary + Benefits				<u>\$176,499.60</u>			
Step E		\$9,801.17 /Month		\$65.34 /Hour			
Total Benefits		\$5,499.77	56.11%	\$102.01	\$148.01	\$18.31	\$268.33
Annual Salary + Benefits				<u>\$183,611.33</u>			



Cross-Connection Control Specialist
Department: Public Works

Step A		\$6,778.55 /Month		\$45.19 /Hour			
<u>Benefit</u>	<u>Multiplier</u>			<u>Hourly Rate & Benefits</u>	<u>145.10% Department Overhead</u>	<u>17.95% Citywide Overhead</u>	<u>Total Hourly Rate</u>
PERS - Employer	0.200800	1,361.13					
Management Incentive		0.00					
EAP		3.89					
Health Insurance		1,846.13					
Dental Insurance		155.99					
LTD & STD Insurance	0.008070	54.70					
Life Insurance	0.000213	25.99					
Holiday Pay		0.00					
Uniform Allowance		0.00					
Standby		0.00					
Retiree Medical		794.80					
Deferred Comp.		0.00					
Workers Comp.	0.046430	314.73					
Vision Insurance		23.69					
Medicare	0.014500	98.29					
	Total Benefits	\$4,679.34	69.03%	\$76.39	\$110.84	\$13.71	\$200.94
		Annual Salary + Benefits		<u>\$137,494.64</u>			
Step B		\$7,117.47 /Month		\$47.45 /Hour			
	Total Benefits	\$4,770.78	67.03%	\$79.26	\$115.00	\$14.23	\$208.49
		Annual Salary + Benefits		<u>\$142,659.08</u>			
Step C		\$7,473.35 /Month		\$49.82 /Hour			
	Total Benefits	\$4,866.80	65.12%	\$82.27	\$119.37	\$14.77	\$216.41
		Annual Salary + Benefits		<u>\$148,081.74</u>			
Step D		\$7,847.01 /Month		\$52.31 /Hour			
	Total Benefits	\$4,967.61	63.31%	\$85.43	\$123.96	\$15.33	\$224.72
		Annual Salary + Benefits		<u>\$153,775.53</u>			
Step E		\$8,239.36 /Month		\$54.93 /Hour			
	Total Benefits	\$5,073.47	61.58%	\$88.75	\$128.78	\$15.93	\$233.46
		Annual Salary + Benefits		<u>\$159,754.01</u>			



Deputy City Attorney
Department: City Attorney

Step A		\$10,369.15 /Month		\$69.13 /Hour			
<u>Benefit</u>	<u>Multiplier</u>			<u>Category</u>			
PERS - Employer	0.200800	2,082.13		Non-Sworn Asst Director / Asst City Attorney			
Management Incentive		0.00					
EAP		3.89					
Health Insurance		1,846.13					
Dental Insurance		155.99					
LTD & STD Insurance	0.008070	83.68					
Life Insurance	0.000213	31.95					
Holiday Pay		0.00					
Uniform Allowance		0.00					
Standby		0.00					
Retiree Medical		794.80					
Deferred Comp.	4% + \$110	524.77					
Workers Comp.	0.046430	481.44					
Vision Insurance		23.69					
Medicare	0.014500	150.35					
				Hourly Rate & Benefits	36.72% Department Overhead	17.95% Citywide Overhead	Total Hourly Rate
	Total Benefits	\$6,178.81	59.59%	\$110.32	\$40.51	\$19.80	\$170.63
	Annual Salary + Benefits			<u>\$198,575.57</u>			
Step B		\$10,887.61 /Month		\$72.58 /Hour			
	Total Benefits	\$6,318.69	58.04%	\$114.71	\$42.12	\$20.59	\$177.42
	Annual Salary + Benefits			<u>\$206,475.62</u>			
Step C		\$11,431.99 /Month		\$76.21 /Hour			
	Total Benefits	\$6,465.57	56.56%	\$119.32	\$43.81	\$21.42	\$184.55
	Annual Salary + Benefits			<u>\$214,770.67</u>			
Step D		\$12,003.59 /Month		\$80.02 /Hour			
	Total Benefits	\$6,619.78	55.15%	\$124.16	\$45.59	\$22.29	\$192.04
	Annual Salary + Benefits			<u>\$223,480.48</u>			
Step E		\$12,603.77 /Month		\$84.03 /Hour			
	Total Benefits	\$6,781.71	53.81%	\$129.24	\$47.46	\$23.20	\$199.90
	Annual Salary + Benefits			<u>\$232,625.77</u>			



Deputy Director of Public Works/Operations
Department: Public Works

Step A		\$12,691.26 /Month		\$84.61 /Hour			
<u>Benefit</u>	<u>Multiplier</u>			<u>Category</u>			
PERS - Employer	0.200800	2,548.40		Non-Sworn Asst Director / Asst City Attorney			
Management Incentive		0.00					
EAP		3.89					
Health Insurance		1,846.13					
Dental Insurance		155.99					
LTD & STD Insurance	0.008070	102.42					
Life Insurance	0.000213	31.95					
Holiday Pay		0.00					
Uniform Allowance		0.00					
Standby		0.00					
Retiree Medical		794.80					
Deferred Comp.	4% + \$110	617.65					
Workers Comp.	0.046430	589.26					
Vision Insurance		23.69					
Medicare	0.014500	184.02					
				Hourly Rate & Benefits	145.10% Department Overhead	17.95% Citywide Overhead	Total Hourly Rate
	Total Benefits	\$6,898.20	54.35%	\$130.60	\$189.50	\$23.44	\$343.54
	Annual Salary + Benefits			\$235,073.50			
Step B		\$13,325.82 /Month		\$88.84 /Hour			
	Total Benefits	\$7,069.41	53.05%	\$135.97	\$197.29	\$24.41	\$357.67
	Annual Salary + Benefits			\$244,742.72			
Step C		\$13,992.11 /Month		\$93.28 /Hour			
	Total Benefits	\$7,249.17	51.81%	\$141.61	\$205.47	\$25.42	\$372.50
	Annual Salary + Benefits			\$254,895.39			
Step D		\$14,691.72 /Month		\$97.94 /Hour			
	Total Benefits	\$7,437.93	50.63%	\$147.53	\$214.07	\$26.48	\$388.08
	Annual Salary + Benefits			\$265,555.70			
Step E		\$15,426.30 /Month		\$102.84 /Hour			
	Total Benefits	\$7,636.12	49.50%	\$153.75	\$223.09	\$27.60	\$404.44
	Annual Salary + Benefits			\$276,749.03			



Development Services Manager
Department: Community Development

Step A		\$11,206.57 /Month		\$74.71 /Hour			
<u>Benefit</u>	<u>Multiplier</u>			<u>Hourly Rate & Benefits</u>	<u>121.73% Department Overhead</u>	<u>17.95% Citywide Overhead</u>	<u>Total Hourly Rate</u>
PERS - Employer	0.200800	2,250.28					
Management Incentive		0.00					
EAP		3.89					
Health Insurance		1,846.13					
Dental Insurance		155.99					
LTD & STD Insurance	0.008070	90.44					
Life Insurance	0.000213	31.95					
Holiday Pay		0.00					
Uniform Allowance		0.00					
Standby		0.00					
Retiree Medical		794.80					
Deferred Comp.	3% + \$110	446.20					
Workers Comp.	0.046430	520.32					
Vision Insurance		23.69					
Medicare	0.014500	162.50					
	Total Benefits	\$6,326.18	56.45%	\$116.88	\$142.28	\$20.98	\$280.14
				Annual Salary + Benefits <u>\$210,392.99</u>			
Step B		\$11,766.90 /Month		\$78.45 /Hour			
	Total Benefits	\$6,477.36	55.05%	\$121.63	\$148.06	\$21.83	\$291.52
				Annual Salary + Benefits <u>\$218,931.05</u>			
Step C		\$12,355.24 /Month		\$82.37 /Hour			
	Total Benefits	\$6,636.09	53.71%	\$126.61	\$154.12	\$22.73	\$303.46
				Annual Salary + Benefits <u>\$227,896.02</u>			
Step D		\$12,973.01 /Month		\$86.49 /Hour			
	Total Benefits	\$6,802.76	52.44%	\$131.84	\$160.49	\$23.67	\$316.00
				Annual Salary + Benefits <u>\$237,309.23</u>			
Step E		\$13,621.66 /Month		\$90.81 /Hour			
	Total Benefits	\$6,977.77	51.23%	\$137.33	\$167.17	\$24.65	\$329.15
				Annual Salary + Benefits <u>\$247,193.11</u>			



Director of Community Development
Department: Community Development

Step A		\$15,107.25 /Month		\$100.71 /Hour			
<u>Benefit</u>	<u>Multiplier</u>				<u>Category</u>		
PERS - Employer	0.200800	3,226.05			Non-Sworn Director		
Management Incentive		958.73					
EAP		3.89					
Health Insurance		1,846.13					
Dental Insurance		155.99					
LTD & STD Insurance	0.008070	121.92					
Life Insurance	0.000213	31.95					
Holiday Pay		0.00					
Uniform Allowance		0.00					
Standby		0.00					
Retiree Medical		794.80					
Deferred Comp.		110.00					
Workers Comp.	0.046430	745.94					
Vision Insurance		23.69					
Medicare	0.014500	232.96					
				Hourly Rate & Benefits	121.73% Department Overhead	17.95% Citywide Overhead	Total Hourly Rate
	Total Benefits	\$8,252.04	54.62%	\$155.73	\$189.57	\$27.95	\$373.25
	Annual Salary + Benefits			\$280,311.49			
Step B		\$15,862.61 /Month		\$105.75 /Hour			
	Total Benefits	\$8,455.84	53.31%	\$162.12	\$197.35	\$29.10	\$388.57
	Annual Salary + Benefits			\$291,821.40			
Step C		\$16,655.74 /Month		\$111.04 /Hour			
	Total Benefits	\$8,669.83	52.05%	\$168.84	\$205.53	\$30.31	\$404.68
	Annual Salary + Benefits			\$303,906.81			
Step D		\$17,488.53 /Month		\$116.59 /Hour			
	Total Benefits	\$8,894.51	50.86%	\$175.89	\$214.11	\$31.57	\$421.57
	Annual Salary + Benefits			\$316,596.48			
Step E		\$18,362.95 /Month		\$122.42 /Hour			
	Total Benefits	\$9,130.43	49.72%	\$183.29	\$223.12	\$32.90	\$439.31
	Annual Salary + Benefits			\$329,920.64			



Director of Human Resources/Risk Manager
Department: Human Resources

Step A		\$15,107.25 /Month		\$100.71 /Hour			
<u>Benefit</u>	<u>Multiplier</u>				<u>Category</u>		
PERS - Employer	0.200800	3,226.05			Non-Sworn Director		
Management Incentive		958.73					
EAP		3.89					
Health Insurance		1,846.13					
Dental Insurance		155.99					
LTD & STD Insurance	0.008070	121.92					
Life Insurance	0.000213	31.95					
Holiday Pay		0.00					
Uniform Allowance		0.00					
Standby		0.00					
Retiree Medical		794.80					
Deferred Comp.		110.00					
Workers Comp.	0.046430	745.94					
Vision Insurance		23.69					
Medicare	0.014500	232.96					
				Hourly Rate & Benefits	39.52% Department Overhead	17.95% Citywide Overhead	Total Hourly Rate
	Total Benefits	\$8,252.04	54.62%	\$155.73	\$61.54	\$27.95	\$245.22
	Annual Salary + Benefits			\$280,311.49			
Step B		\$15,862.61 /Month		\$105.75 /Hour			
	Total Benefits	\$8,455.84	53.31%	\$162.12	\$64.07	\$29.10	\$255.29
	Annual Salary + Benefits			\$291,821.40			
Step C		\$16,655.74 /Month		\$111.04 /Hour			
	Total Benefits	\$8,669.83	52.05%	\$168.84	\$66.72	\$30.31	\$265.87
	Annual Salary + Benefits			\$303,906.81			
Step D		\$17,488.53 /Month		\$116.59 /Hour			
	Total Benefits	\$8,894.51	50.86%	\$175.89	\$69.51	\$31.57	\$276.97
	Annual Salary + Benefits			\$316,596.48			
Step E		\$18,362.95 /Month		\$122.42 /Hour			
	Total Benefits	\$9,130.43	49.72%	\$183.29	\$72.44	\$32.90	\$288.63
	Annual Salary + Benefits			\$329,920.64			



Director of Parks and Recreation
Department: Parks and Recreation

Step A		\$15,107.25 /Month		\$100.71 /Hour			
<u>Benefit</u>	<u>Multiplier</u>				<u>Category</u>		
PERS - Employer	0.200800	3,226.05			Non-Sworn Director		
Management Incentive		958.73					
EAP		3.89					
Health Insurance		1,846.13					
Dental Insurance		155.99					
LTD & STD Insurance	0.008070	121.92					
Life Insurance	0.000213	31.95					
Holiday Pay		0.00					
Uniform Allowance		0.00					
Standby		0.00					
Retiree Medical		794.80					
Deferred Comp.		110.00					
Workers Comp.	0.046430	745.94					
Vision Insurance		23.69					
Medicare	0.014500	232.96					
				Hourly Rate & Benefits	98.86% Department Overhead	17.95% Citywide Overhead	Total Hourly Rate
	Total Benefits	\$8,252.04	54.62%	\$155.73	\$153.95	\$27.95	\$337.63
	Annual Salary + Benefits			\$280,311.49			
Step B		\$15,862.61 /Month		\$105.75 /Hour			
	Total Benefits	\$8,455.84	53.31%	\$162.12	\$160.27	\$29.10	\$351.49
	Annual Salary + Benefits			\$291,821.40			
Step C		\$16,655.74 /Month		\$111.04 /Hour			
	Total Benefits	\$8,669.83	52.05%	\$168.84	\$166.91	\$30.31	\$366.06
	Annual Salary + Benefits			\$303,906.81			
Step D		\$17,488.53 /Month		\$116.59 /Hour			
	Total Benefits	\$8,894.51	50.86%	\$175.89	\$173.88	\$31.57	\$381.34
	Annual Salary + Benefits			\$316,596.48			
Step E		\$18,362.95 /Month		\$122.42 /Hour			
	Total Benefits	\$9,130.43	49.72%	\$183.29	\$181.20	\$32.90	\$397.39
	Annual Salary + Benefits			\$329,920.64			



Director of Public Works/City Engineer
Department: Public Works

Step A		\$16,044.02 /Month		\$106.96 /Hour			
<u>Benefit</u>	<u>Multiplier</u>				<u>Category</u>		
PERS - Employer	0.200800	3,426.09			Non-Sworn Director		
Management Incentive		1,018.18					
EAP		3.89					
Health Insurance		1,846.13					
Dental Insurance		155.99					
LTD & STD Insurance	0.008070	129.48					
Life Insurance	0.000213	31.95					
Holiday Pay		0.00					
Uniform Allowance		0.00					
Standby		0.00					
Retiree Medical		794.80					
Deferred Comp.		110.00					
Workers Comp.	0.046430	792.20					
Vision Insurance		23.69					
Medicare	0.014500	247.40					
				Hourly Rate & Benefits	145.10% Department Overhead	17.95% Citywide Overhead	Total Hourly Rate
	Total Benefits	\$8,579.79	53.48%	\$164.16	\$238.19	\$29.47	\$431.82
		Annual Salary + Benefits		<u>\$295,485.73</u>			
Step B		\$16,846.22 /Month		\$112.31 /Hour			
	Total Benefits	\$8,796.23	52.21%	\$170.95	\$248.05	\$30.69	\$449.69
		Annual Salary + Benefits		<u>\$307,709.34</u>			
Step C		\$17,688.53 /Month		\$117.92 /Hour			
	Total Benefits	\$9,023.48	51.01%	\$178.08	\$258.39	\$31.97	\$468.44
		Annual Salary + Benefits		<u>\$320,544.14</u>			
Step D		\$18,572.96 /Month		\$123.82 /Hour			
	Total Benefits	\$9,262.10	49.87%	\$185.57	\$269.26	\$33.31	\$488.14
		Annual Salary + Benefits		<u>\$334,020.68</u>			
Step E		\$19,501.61 /Month		\$130.01 /Hour			
	Total Benefits	\$9,512.65	48.78%	\$193.43	\$280.66	\$34.72	\$508.81
		Annual Salary + Benefits		<u>\$348,171.04</u>			



Economic Development Manager
Department: Community Development

Step A		\$12,392.91 /Month		\$82.62 /Hour			
<u>Benefit</u>	<u>Multiplier</u>			<u>Hourly Rate & Benefits</u>	<u>121.73% Department Overhead</u>	<u>17.95% Citywide Overhead</u>	<u>Total Hourly Rate</u>
PERS - Employer	0.200800	2,488.50					
Management Incentive		0.00					
EAP		3.89					
Health Insurance		1,846.13					
Dental Insurance		155.99					
LTD & STD Insurance	0.008070	100.01					
Life Insurance	0.000213	31.95					
Holiday Pay		0.00					
Uniform Allowance		0.00					
Standby		0.00					
Retiree Medical		794.80					
Deferred Comp.	3% + \$110	481.79					
Workers Comp.	0.046430	575.40					
Vision Insurance		23.69					
Medicare	0.014500	179.70					
	Total Benefits	\$6,681.84	53.92%	\$127.17	\$154.80	\$22.83	\$304.80
				Annual Salary + Benefits <u>\$228,897.04</u>			
Step B		\$13,012.55 /Month		\$86.75 /Hour			
	Total Benefits	\$6,849.02	52.63%	\$132.41	\$161.18	\$23.77	\$317.36
				Annual Salary + Benefits <u>\$238,338.95</u>			
Step C		\$13,663.18 /Month		\$91.09 /Hour			
	Total Benefits	\$7,024.56	51.41%	\$137.92	\$167.89	\$24.76	\$330.57
				Annual Salary + Benefits <u>\$248,252.96</u>			
Step D		\$14,346.34 /Month		\$95.64 /Hour			
	Total Benefits	\$7,208.88	50.25%	\$143.70	\$174.93	\$25.79	\$344.42
				Annual Salary + Benefits <u>\$258,662.66</u>			
Step E		\$15,063.66 /Month		\$100.42 /Hour			
	Total Benefits	\$7,402.41	49.14%	\$149.77	\$182.32	\$26.88	\$358.97
				Annual Salary + Benefits <u>\$269,592.85</u>			



Economic Development/Planning Manager
Department: Community Development

Step A		\$12,392.91 /Month		\$82.62 /Hour			
<u>Benefit</u>	<u>Multiplier</u>			<u>Category</u>			
PERS - Employer	0.200800	2,488.50		Non-Sworn Managers / Confidential			
Management Incentive		0.00					
EAP		3.89					
Health Insurance		1,846.13					
Dental Insurance		155.99					
LTD & STD Insurance	0.008070	100.01					
Life Insurance	0.000213	31.95					
Holiday Pay		0.00					
Uniform Allowance		0.00					
Standby		0.00					
Retiree Medical		794.80					
Deferred Comp.	3% + \$110	481.79					
Workers Comp.	0.046430	575.40					
Vision Insurance		23.69					
Medicare	0.014500	179.70					
				Hourly Rate & Benefits	121.73% Department Overhead	17.95% Citywide Overhead	Total Hourly Rate
	Total Benefits	\$6,681.84	53.92%	\$127.17	\$154.80	\$22.83	\$304.80
		Annual Salary + Benefits		<u>\$228,897.04</u>			
Step B		\$13,012.55 /Month		\$86.75 /Hour			
	Total Benefits	\$6,849.02	52.63%	\$132.41	\$161.18	\$23.77	\$317.36
		Annual Salary + Benefits		<u>\$238,338.95</u>			
Step C		\$13,663.18 /Month		\$91.09 /Hour			
	Total Benefits	\$7,024.56	51.41%	\$137.92	\$167.89	\$24.76	\$330.57
		Annual Salary + Benefits		<u>\$248,252.96</u>			
Step D		\$14,346.34 /Month		\$95.64 /Hour			
	Total Benefits	\$7,208.88	50.25%	\$143.70	\$174.93	\$25.79	\$344.42
		Annual Salary + Benefits		<u>\$258,662.66</u>			
Step E		\$15,063.66 /Month		\$100.42 /Hour			
	Total Benefits	\$7,402.41	49.14%	\$149.77	\$182.32	\$26.88	\$358.97
		Annual Salary + Benefits		<u>\$269,592.85</u>			



Electrician
Department: Public Works

Step A		\$7,043.51 /Month		\$46.96 /Hour			
<u>Benefit</u>	<u>Multiplier</u>				<u>Category</u>		
PERS - Employer	0.200800	1,414.34			Public Works - Maintenance		
Management Incentive		0.00					
EAP		3.89					
Health Insurance		1,846.13					
Dental Insurance		155.99					
LTD & STD Insurance	0.008070	56.84					
Life Insurance	0.000213	27.00					
Holiday Pay		0.00					
Uniform Allowance		0.00					
Standby		0.00					
Retiree Medical		794.80					
Deferred Comp.		0.00					
Workers Comp.	0.046430	327.03					
Vision Insurance		23.69					
Medicare	0.014500	102.13					
				Hourly Rate & Benefits	145.10% Department Overhead	17.95% Citywide Overhead	Total Hourly Rate
	Total Benefits	\$4,751.84	67.46%	\$78.64	\$114.10	\$14.12	\$206.86
	Annual Salary + Benefits			<u>\$141,544.28</u>			
Step B		\$7,395.69 /Month		\$49.30 /Hour			
	Total Benefits	\$4,846.86	65.54%	\$81.62	\$118.43	\$14.65	\$214.70
	Annual Salary + Benefits			<u>\$146,910.59</u>			
Step C		\$7,765.47 /Month		\$51.77 /Hour			
	Total Benefits	\$4,946.63	63.70%	\$84.75	\$122.97	\$15.21	\$222.93
	Annual Salary + Benefits			<u>\$152,545.21</u>			
Step D		\$8,153.75 /Month		\$54.36 /Hour			
	Total Benefits	\$5,051.39	61.95%	\$88.03	\$127.74	\$15.80	\$231.57
	Annual Salary + Benefits			<u>\$158,461.57</u>			
Step E		\$8,561.43 /Month		\$57.08 /Hour			
	Total Benefits	\$5,161.38	60.29%	\$91.49	\$132.75	\$16.42	\$240.66
	Annual Salary + Benefits			<u>\$164,673.75</u>			

Engineering Manager
Department: Public Works

Step A		\$12,152.98 /Month			\$81.02 /Hour		
<u>Benefit</u>	<u>Multiplier</u>			<u>Category</u>			
PERS - Employer	0.200800	2,440.32		Non-Sworn Managers / Confidential			
Management Incentive		0.00					
EAP		3.89					
Health Insurance		1,846.13					
Dental Insurance		155.99					
LTD & STD Insurance	0.008070	98.07					
Life Insurance	0.000213	31.95					
Holiday Pay		0.00					
Uniform Allowance		0.00					
Standby		0.00					
Retiree Medical		794.80					
Deferred Comp.	3% + \$110	474.59					
Workers Comp.	0.046430	564.26					
Vision Insurance		23.69					
Medicare	0.014500	176.22					
				Hourly Rate	145.10%	17.95%	
				& Benefits	Department	Citywide	Total Hourly
				Overhead	Overhead	Rate	
Total Benefits		\$6,609.91	54.39%	\$125.09	\$181.50	\$22.45	\$329.04
		Annual Salary + Benefits		<u>\$225,154.71</u>			
Step B		\$12,760.63 /Month			\$85.07 /Hour		
				\$130.23	\$188.96	\$23.38	\$342.57
Total Benefits		\$6,773.86	53.08%				
		Annual Salary + Benefits		<u>\$234,413.82</u>			
Step C		\$13,398.66 /Month			\$89.32 /Hour		
				\$135.63	\$196.80	\$24.35	\$356.78
Total Benefits		\$6,946.00	51.84%				
		Annual Salary + Benefits		<u>\$244,135.89</u>			
Step D		\$14,068.59 /Month			\$93.79 /Hour		
				\$141.30	\$205.03	\$25.36	\$371.69
Total Benefits		\$7,126.75	50.66%				
		Annual Salary + Benefits		<u>\$254,344.06</u>			
Step E		\$14,772.02 /Month			\$98.48 /Hour		
				\$147.26	\$213.67	\$26.43	\$387.36
Total Benefits		\$7,316.53	49.53%				
		Annual Salary + Benefits		<u>\$265,062.64</u>			



Engineering Services Specialist
Department: Public Works

Step A		\$8,471.68 /Month		\$56.48 /Hour			
<u>Benefit</u>	<u>Multiplier</u>			<u>Hourly Rate & Benefits</u>	<u>145.10% Department Overhead</u>	<u>17.95% Citywide Overhead</u>	<u>Total Hourly Rate</u>
PERS - Employer	0.200800	1,701.11					
Management Incentive		0.00					
EAP		3.89					
Health Insurance		1,846.13					
Dental Insurance		155.99					
LTD & STD Insurance	0.008070	68.37					
Life Insurance	0.000213	31.95					
Holiday Pay		0.00					
Uniform Allowance		0.00					
Standby		0.00					
Retiree Medical		794.80					
Deferred Comp.		0.00					
Workers Comp.	0.046430	393.34					
Vision Insurance		23.69					
Medicare	0.014500	122.84					
	Total Benefits	\$5,142.11	60.70%	\$90.76	\$131.69	\$16.29	\$238.74
		Annual Salary + Benefits		<u>\$163,365.47</u>			
Step B		\$8,895.26 /Month		\$59.30 /Hour			
	Total Benefits	\$5,256.39	59.09%	\$94.34	\$136.89	\$16.93	\$248.16
		Annual Salary + Benefits		<u>\$169,819.87</u>			
Step C		\$9,340.03 /Month		\$62.27 /Hour			
	Total Benefits	\$5,376.39	57.56%	\$98.11	\$142.36	\$17.61	\$258.08
		Annual Salary + Benefits		<u>\$176,596.99</u>			
Step D		\$9,807.03 /Month		\$65.38 /Hour			
	Total Benefits	\$5,502.39	56.11%	\$102.06	\$148.09	\$18.32	\$268.47
		Annual Salary + Benefits		<u>\$183,712.97</u>			
Step E		\$10,297.38 /Month		\$68.65 /Hour			
	Total Benefits	\$5,634.68	54.72%	\$106.21	\$154.12	\$19.07	\$279.40
		Annual Salary + Benefits		<u>\$191,184.75</u>			



Engineering Technician
Department: Public Works

Step A		\$7,366.04 /Month		\$49.11 /Hour			
<u>Benefit</u>	<u>Multiplier</u>			<u>Hourly Rate & Benefits</u>	<u>145.10% Department Overhead</u>	<u>17.95% Citywide Overhead</u>	<u>Total Hourly Rate</u>
PERS - Employer	0.200800	1,479.10					
Management Incentive		0.00					
EAP		3.89					
Health Insurance		1,846.13					
Dental Insurance		155.99					
LTD & STD Insurance	0.008070	59.44					
Life Insurance	0.000213	28.24					
Holiday Pay		0.00					
Uniform Allowance		0.00					
Standby		0.00					
Retiree Medical		794.80					
Deferred Comp.		0.00					
Workers Comp.	0.046430	342.01					
Vision Insurance		23.69					
Medicare	0.014500	106.81					
	Total Benefits	\$4,840.10	65.71%	\$81.37	\$118.07	\$14.61	\$214.05
		Annual Salary + Benefits		<u>\$146,473.71</u>			
Step B		\$7,734.35 /Month		\$51.56 /Hour			
	Total Benefits	\$4,939.47	63.86%	\$84.49	\$122.60	\$15.17	\$222.26
		Annual Salary + Benefits		<u>\$152,085.75</u>			
Step C		\$8,121.06 /Month		\$54.14 /Hour			
	Total Benefits	\$5,043.80	62.11%	\$87.77	\$127.35	\$15.75	\$230.87
		Annual Salary + Benefits		<u>\$157,978.40</u>			
Step D		\$8,527.12 /Month		\$56.85 /Hour			
	Total Benefits	\$5,153.36	60.43%	\$91.20	\$132.34	\$16.37	\$239.91
		Annual Salary + Benefits		<u>\$164,165.67</u>			
Step E		\$8,953.47 /Month		\$59.69 /Hour			
	Total Benefits	\$5,268.39	58.84%	\$94.81	\$137.57	\$17.02	\$249.40
		Annual Salary + Benefits		<u>\$170,662.31</u>			



Environmental Compliance Inspector I
Department: Public Works

Step A		\$7,313.79 /Month		\$48.76 /Hour			
<u>Benefit</u>	<u>Multiplier</u>			<u>Hourly Rate & Benefits</u>	<u>Department Overhead</u>	<u>Citywide Overhead</u>	<u>Total Hourly Rate</u>
PERS - Employer	0.200800	1,468.61					
Management Incentive		0.00					
EAP		3.89					
Health Insurance		1,846.13					
Dental Insurance		155.99					
LTD & STD Insurance	0.008070	59.02					
Life Insurance	0.000213	28.04					
Holiday Pay		0.00					
Uniform Allowance		0.00					
Standby		0.00					
Retiree Medical		794.80					
Deferred Comp.		0.00					
Workers Comp.	0.046430	339.58			145.10%	17.95%	
Vision Insurance		23.69					
Medicare	0.014500	106.05					
Total Benefits		\$4,825.80	65.98%	\$80.93	\$117.43	\$14.53	\$212.89
Annual Salary + Benefits				<u>\$145,675.04</u>			
Step B		\$7,679.48 /Month		\$51.20 /Hour			
Total Benefits		\$4,924.46	64.12%	\$84.03	\$121.92	\$15.08	\$221.03
Annual Salary + Benefits				<u>\$151,247.27</u>			
Step C		\$8,063.45 /Month		\$53.76 /Hour			
Total Benefits		\$5,028.06	62.36%	\$87.28	\$126.64	\$15.67	\$229.59
Annual Salary + Benefits				<u>\$157,098.10</u>			
Step D		\$8,466.62 /Month		\$56.44 /Hour			
Total Benefits		\$5,136.84	60.67%	\$90.69	\$131.59	\$16.28	\$238.56
Annual Salary + Benefits				<u>\$163,241.49</u>			
Step E		\$8,889.95 /Month		\$59.27 /Hour			
Total Benefits		\$5,251.05	59.07%	\$94.27	\$136.79	\$16.92	\$247.98
Annual Salary + Benefits				<u>\$169,692.04</u>			



Environmental Compliance Inspector II
Department: Public Works

Step A		\$8,063.45 /Month		\$53.76 /Hour			
<u>Benefit</u>	<u>Multiplier</u>				<u>Category</u>		
PERS - Employer	0.200800	1,619.14			Office Employees		
Management Incentive		0.00					
EAP		3.89					
Health Insurance		1,846.13					
Dental Insurance		155.99					
LTD & STD Insurance	0.008070	65.07					
Life Insurance	0.000213	30.92					
Holiday Pay		0.00					
Uniform Allowance		0.00					
Standby		0.00					
Retiree Medical		794.80					
Deferred Comp.		0.00					
Workers Comp.	0.046430	374.39					
Vision Insurance		23.69					
Medicare	0.014500	116.92					
				Hourly Rate & Benefits	145.10% Department Overhead	17.95% Citywide Overhead	Total Hourly Rate
	Total Benefits	\$5,030.93	62.39%	\$87.30	\$126.67	\$15.67	\$229.64
	Annual Salary + Benefits			<u>\$157,132.60</u>			
Step B		\$8,466.62 /Month		\$56.44 /Hour			
	Total Benefits	\$5,139.71	60.71%	\$90.71	\$131.62	\$16.28	\$238.61
	Annual Salary + Benefits			<u>\$163,275.98</u>			
Step C		\$8,889.95 /Month		\$59.27 /Hour			
	Total Benefits	\$5,253.92	59.10%	\$94.29	\$136.82	\$16.93	\$248.04
	Annual Salary + Benefits			<u>\$169,726.53</u>			
Step D		\$9,334.45 /Month		\$62.23 /Hour			
	Total Benefits	\$5,373.85	57.57%	\$98.06	\$142.28	\$17.60	\$257.94
	Annual Salary + Benefits			<u>\$176,499.60</u>			
Step E		\$9,801.17 /Month		\$65.34 /Hour			
	Total Benefits	\$5,499.77	56.11%	\$102.01	\$148.01	\$18.31	\$268.33
	Annual Salary + Benefits			<u>\$183,611.33</u>			



Equipment Mechanic
Department: Public Works

Step A		\$6,628.33 /Month		\$44.19 /Hour			
<u>Benefit</u>	<u>Multiplier</u>				<u>Category</u>		
PERS - Employer	0.200800	1,330.97			Public Works - Maintenance		
Management Incentive		0.00					
EAP		3.89					
Health Insurance		1,846.13					
Dental Insurance		155.99					
LTD & STD Insurance	0.008070	53.49					
Life Insurance	0.000213	25.41					
Holiday Pay		0.00					
Uniform Allowance		0.00					
Standby		0.00					
Retiree Medical		794.80					
Deferred Comp.		0.00					
Workers Comp.	0.046430	307.75					
Vision Insurance		23.69					
Medicare	0.014500	96.11					
				Hourly Rate & Benefits	145.10% Department Overhead	17.95% Citywide Overhead	Total Hourly Rate
	Total Benefits	\$4,638.24	69.98%	\$75.11	\$108.99	\$13.48	\$197.58
	Annual Salary + Benefits			\$135,198.78			

Step B		\$6,959.75 /Month		\$46.40 /Hour			
	Total Benefits	\$4,727.65	67.93%	\$77.92	\$113.06	\$13.99	\$204.97
	Annual Salary + Benefits			\$140,248.77			

Step C		\$7,307.73 /Month		\$48.72 /Hour			
	Total Benefits	\$4,821.54	65.98%	\$80.86	\$117.33	\$14.51	\$212.70
	Annual Salary + Benefits			\$145,551.26			

Step D		\$7,673.12 /Month		\$51.15 /Hour			
	Total Benefits	\$4,920.12	64.12%	\$83.95	\$121.82	\$15.07	\$220.84
	Annual Salary + Benefits			\$151,118.87			

Step E		\$8,056.77 /Month		\$53.71 /Hour			
	Total Benefits	\$5,023.63	62.35%	\$87.20	\$126.53	\$15.65	\$229.38
	Annual Salary + Benefits			\$156,964.87			



Executive Assistant
Department: City Attorney

Step A		\$6,938.39 /Month		\$46.26 /Hour			
<u>Benefit</u>	<u>Multiplier</u>				<u>Category</u>		
PERS - Employer	0.200800	1,393.23			Office Employees		
Management Incentive		0.00					
EAP		3.89					
Health Insurance		1,846.13					
Dental Insurance		155.99					
LTD & STD Insurance	0.008070	55.99					
Life Insurance	0.000213	26.60					
Holiday Pay		0.00					
Uniform Allowance		0.00					
Standby		0.00					
Retiree Medical		794.80					
Deferred Comp.		0.00					
Workers Comp.	0.046430	322.15					
Vision Insurance		23.69					
Medicare	0.014500	100.61					
				Hourly Rate & Benefits	36.72% Department Overhead	17.95% Citywide Overhead	Total Hourly Rate
	Total Benefits	\$4,723.08	68.07%	\$77.74	\$28.55	\$13.95	\$120.24
	Annual Salary + Benefits			<u>\$139,937.65</u>			
Step B		\$7,285.31 /Month		\$48.57 /Hour			
	Total Benefits	\$4,816.68	66.11%	\$80.68	\$29.63	\$14.48	\$124.79
	Annual Salary + Benefits			<u>\$145,223.87</u>			
Step C		\$7,649.58 /Month		\$51.00 /Hour			
	Total Benefits	\$4,914.96	64.25%	\$83.76	\$30.76	\$15.04	\$129.56
	Annual Salary + Benefits			<u>\$150,774.40</u>			
Step D		\$8,032.06 /Month		\$53.55 /Hour			
	Total Benefits	\$5,018.15	62.48%	\$87.00	\$31.95	\$15.62	\$134.57
	Annual Salary + Benefits			<u>\$156,602.46</u>			
Step E		\$8,433.66 /Month		\$56.22 /Hour			
	Total Benefits	\$5,126.50	60.79%	\$90.40	\$33.20	\$16.23	\$139.83
	Annual Salary + Benefits			<u>\$162,721.93</u>			

Executive Assistant
Department: City Manager

Step A								
		\$6,938.39 /Month		\$46.26 /Hour				
<u>Benefit</u>	<u>Multiplier</u>				<u>Category</u>			
PERS - Employer	0.200800	1,393.23			Office Employees			
Management Incentive		0.00						
EAP		3.89						
Health Insurance		1,846.13						
Dental Insurance		155.99						
LTD & STD Insurance	0.008070	55.99						
Life Insurance	0.000213	26.60						
Holiday Pay		0.00						
Uniform Allowance		0.00						
Standby		0.00						
Retiree Medical		794.80						
Deferred Comp.		0.00						
Workers Comp.	0.046430	322.15						
Vision Insurance		23.69						
Medicare	0.014500	100.61						
		Total Benefits	\$4,723.08	68.07%	\$77.74	\$40.11	\$13.95	\$131.80
				Annual Salary + Benefits	<u><u>\$139,937.65</u></u>			
Step B								
		\$7,285.31 /Month		\$48.57 /Hour				
		Total Benefits	\$4,816.68	66.11%	\$80.68	\$41.62	\$14.48	\$136.78
				Annual Salary + Benefits	<u><u>\$145,223.87</u></u>			
Step C								
		\$7,649.58 /Month		\$51.00 /Hour				
		Total Benefits	\$4,914.96	64.25%	\$83.76	\$43.21	\$15.04	\$142.01
				Annual Salary + Benefits	<u><u>\$150,774.40</u></u>			
Step D								
		\$8,032.06 /Month		\$53.55 /Hour				
		Total Benefits	\$5,018.15	62.48%	\$87.00	\$44.88	\$15.62	\$147.50
				Annual Salary + Benefits	<u><u>\$156,602.46</u></u>			
Step E								
		\$8,433.66 /Month		\$56.22 /Hour				
		Total Benefits	\$5,126.50	60.79%	\$90.40	\$46.64	\$16.23	\$153.27
				Annual Salary + Benefits	<u><u>\$162,721.93</u></u>			



Executive Assistant
Department: Police

Step A		\$6,938.39 /Month		\$46.26 /Hour			
<u>Benefit</u>	<u>Multiplier</u>				<u>Category</u>		
PERS - Employer	0.200800	1,393.23			Office Employees		
Management Incentive		0.00					
EAP		3.89					
Health Insurance		1,846.13					
Dental Insurance		155.99					
LTD & STD Insurance	0.008070	55.99					
Life Insurance	0.000213	26.60					
Holiday Pay		0.00					
Uniform Allowance		0.00					
Standby		0.00					
Retiree Medical		794.80					
Deferred Comp.		0.00					
Workers Comp.	0.046430	322.15					
Vision Insurance		23.69					
Medicare	0.014500	100.61					
				Hourly Rate & Benefits	36.65% Department Overhead	17.95% Citywide Overhead	Total Hourly Rate
	Total Benefits	\$4,723.08	68.07%	\$77.74	\$28.49	\$13.95	\$120.18
	Annual Salary + Benefits			<u>\$139,937.65</u>			
Step B		\$7,285.31 /Month		\$48.57 /Hour			
	Total Benefits	\$4,816.68	66.11%	\$80.68	\$29.57	\$14.48	\$124.73
	Annual Salary + Benefits			<u>\$145,223.87</u>			
Step C		\$7,649.58 /Month		\$51.00 /Hour			
	Total Benefits	\$4,914.96	64.25%	\$83.76	\$30.70	\$15.04	\$129.50
	Annual Salary + Benefits			<u>\$150,774.40</u>			
Step D		\$8,032.06 /Month		\$53.55 /Hour			
	Total Benefits	\$5,018.15	62.48%	\$87.00	\$31.89	\$15.62	\$134.51
	Annual Salary + Benefits			<u>\$156,602.46</u>			
Step E		\$8,433.66 /Month		\$56.22 /Hour			
	Total Benefits	\$5,126.50	60.79%	\$90.40	\$33.13	\$16.23	\$139.76
	Annual Salary + Benefits			<u>\$162,721.93</u>			



Facilities Maintenance Supervisor
Department: Public Works

Step A		\$7,558.84 /Month		\$50.39 /Hour			
<u>Benefit</u>	<u>Multiplier</u>			<u>Category</u>			
PERS - Employer	0.200800	1,517.82		Non-Sworn Professionals / Supervisors			
Management Incentive		0.00					
EAP		3.89					
Health Insurance		1,846.13					
Dental Insurance		155.99					
LTD & STD Insurance	0.008070	61.00					
Life Insurance	0.000213	28.98					
Holiday Pay		0.00					
Uniform Allowance		0.00					
Standby		0.00					
Retiree Medical		794.80					
Deferred Comp.	2% + \$110	261.18					
Workers Comp.	0.046430	350.96					
Vision Insurance		23.69					
Medicare	0.014500	109.60					
				Hourly Rate & Benefits	145.10% Department Overhead	17.95% Citywide Overhead	Total Hourly Rate
	Total Benefits	\$5,154.03	68.19%	\$84.75	\$122.98	\$15.21	\$222.94
		Annual Salary + Benefits		<u>\$152,554.47</u>			
Step B		\$7,936.78 /Month		\$52.91 /Hour			
	Total Benefits	\$5,256.00	66.22%	\$87.95	\$127.62	\$15.79	\$231.36
		Annual Salary + Benefits		<u>\$158,313.40</u>			
Step C		\$8,333.62 /Month		\$55.56 /Hour			
	Total Benefits	\$5,363.07	64.35%	\$91.31	\$132.49	\$16.39	\$240.19
		Annual Salary + Benefits		<u>\$164,360.27</u>			
Step D		\$8,750.30 /Month		\$58.34 /Hour			
	Total Benefits	\$5,475.49	62.57%	\$94.84	\$137.61	\$17.02	\$249.47
		Annual Salary + Benefits		<u>\$170,709.49</u>			
Step E		\$9,187.82 /Month		\$61.25 /Hour			
	Total Benefits	\$5,593.53	60.88%	\$98.54	\$142.98	\$17.69	\$259.21
		Annual Salary + Benefits		<u>\$177,376.17</u>			



Facilities Maintenance Worker I
Department: Public Works

Step A		\$5,198.45 /Month		\$34.66 /Hour			
<u>Benefit</u>	<u>Multiplier</u>			<u>Hourly Rate & Benefits</u>	<u>145.10% Department Overhead</u>	<u>17.95% Citywide Overhead</u>	<u>Total Hourly Rate</u>
PERS - Employer	0.200800	1,043.85					
Management Incentive		0.00					
EAP		3.89					
Health Insurance		1,846.13					
Dental Insurance		155.99					
LTD & STD Insurance	0.008070	41.95					
Life Insurance	0.000213	19.93					
Holiday Pay		0.00					
Uniform Allowance		0.00					
Standby		0.00					
Retiree Medical		794.80					
Deferred Comp.		0.00					
Workers Comp.	0.046430	241.36					
Vision Insurance		23.69					
Medicare	0.014500	75.38					
	Total Benefits	\$4,246.97	81.70%	\$62.97	\$91.37	\$11.30	\$165.64
				Annual Salary + Benefits <u>\$113,345.07</u>			
Step B		\$5,458.37 /Month		\$36.39 /Hour			
	Total Benefits	\$4,317.10	79.09%	\$65.17	\$94.56	\$11.70	\$171.43
				Annual Salary + Benefits <u>\$117,305.67</u>			
Step C		\$5,731.29 /Month		\$38.21 /Hour			
	Total Benefits	\$4,390.73	76.61%	\$67.48	\$97.91	\$12.11	\$177.50
				Annual Salary + Benefits <u>\$121,464.29</u>			
Step D		\$6,017.86 /Month		\$40.12 /Hour			
	Total Benefits	\$4,468.05	74.25%	\$69.91	\$101.43	\$12.55	\$183.89
				Annual Salary + Benefits <u>\$125,830.85</u>			
Step E		\$6,318.75 /Month		\$42.12 /Hour			
	Total Benefits	\$4,549.23	72.00%	\$72.45	\$105.13	\$13.01	\$190.59
				Annual Salary + Benefits <u>\$130,415.73</u>			



Facilities Maintenance Worker II
Department: Public Works

Step A		\$5,731.29 /Month		\$38.21 /Hour			
<u>Benefit</u>	<u>Multiplier</u>			<u>Hourly Rate & Benefits</u>	<u>Department Overhead</u>	<u>Citywide Overhead</u>	<u>Total Hourly Rate</u>
PERS - Employer	0.200800	1,150.84					
Management Incentive		0.00					
EAP		3.89					
Health Insurance		1,846.13					
Dental Insurance		155.99					
LTD & STD Insurance	0.008070	46.25					
Life Insurance	0.000213	21.97					
Holiday Pay		0.00					
Uniform Allowance		0.00					
Standby		0.00					
Retiree Medical		794.80					
Deferred Comp.		0.00					
Workers Comp.	0.046430	266.10			145.10%	17.95%	
Vision Insurance		23.69					
Medicare	0.014500	83.10					
Total Benefits		\$4,392.78	76.65%	\$67.49	\$97.93	\$12.12	\$177.54
Annual Salary + Benefits				<u>\$121,488.80</u>			
Step B		\$6,017.86 /Month		\$40.12 /Hour			
Total Benefits		\$4,470.09	74.28%	\$69.92	\$101.45	\$12.55	\$183.92
Annual Salary + Benefits				<u>\$125,855.36</u>			
Step C		\$6,318.75 /Month		\$42.12 /Hour			
Total Benefits		\$4,551.27	72.03%	\$72.47	\$105.15	\$13.01	\$190.63
Annual Salary + Benefits				<u>\$130,440.24</u>			
Step D		\$6,634.69 /Month		\$44.23 /Hour			
Total Benefits		\$4,636.51	69.88%	\$75.14	\$109.03	\$13.49	\$197.66
Annual Salary + Benefits				<u>\$135,254.37</u>			
Step E		\$6,966.42 /Month		\$46.44 /Hour			
Total Benefits		\$4,726.01	67.84%	\$77.95	\$113.10	\$13.99	\$205.04
Annual Salary + Benefits				<u>\$140,309.21</u>			



Finance/Special Projects Coordinator
Department: Finance and Information Systems

Step A		\$7,357.70 /Month		\$49.05 /Hour			
<u>Benefit</u>	<u>Multiplier</u>			<u>Hourly Rate & Benefits</u>	<u>31.28% Department Overhead</u>	<u>17.95% Citywide Overhead</u>	<u>Total Hourly Rate</u>
PERS - Employer	0.200800	1,477.43					
Management Incentive		0.00					
EAP		3.89					
Health Insurance		1,846.13					
Dental Insurance		155.99					
LTD & STD Insurance	0.008070	59.38					
Life Insurance	0.000213	28.21					
Holiday Pay		0.00					
Uniform Allowance		0.00					
Standby		0.00					
Retiree Medical		794.80					
Deferred Comp.		0.00					
Workers Comp.	0.046430	341.62					
Vision Insurance		23.69					
Medicare	0.014500	106.69					
	Total Benefits	\$4,837.82	65.75%	\$81.30	\$25.43	\$14.59	\$121.32
		Annual Salary + Benefits		<u>\$146,346.18</u>			
Step B		\$7,725.58 /Month		\$51.50 /Hour			
	Total Benefits	\$4,937.07	63.91%	\$84.42	\$26.41	\$15.15	\$125.98
		Annual Salary + Benefits		<u>\$151,951.86</u>			
Step C		\$8,111.86 /Month		\$54.08 /Hour			
	Total Benefits	\$5,041.29	62.15%	\$87.69	\$27.43	\$15.74	\$130.86
		Annual Salary + Benefits		<u>\$157,837.83</u>			
Step D		\$8,517.46 /Month		\$56.78 /Hour			
	Total Benefits	\$5,150.72	60.47%	\$91.12	\$28.50	\$16.36	\$135.98
		Annual Salary + Benefits		<u>\$164,018.10</u>			
Step E		\$8,943.33 /Month		\$59.62 /Hour			
	Total Benefits	\$5,265.62	58.88%	\$94.73	\$29.63	\$17.00	\$141.36
		Annual Salary + Benefits		<u>\$170,507.38</u>			



Fleet/Facilities Maintenance Manager
Department: Public Works

Step A		\$9,864.26 /Month		\$65.76 /Hour			
<u>Benefit</u>	<u>Multiplier</u>				<u>Category</u>		
PERS - Employer	0.200800	1,980.74			Non-Sworn Managers / Confidential		
Management Incentive		0.00					
EAP		3.89					
Health Insurance		1,846.13					
Dental Insurance		155.99					
LTD & STD Insurance	0.008070	79.60					
Life Insurance	0.000213	31.95					
Holiday Pay		0.00					
Uniform Allowance		0.00					
Standby		0.00					
Retiree Medical		794.80					
Deferred Comp.	3% + \$110	405.93					
Workers Comp.	0.046430	458.00					
Vision Insurance		23.69					
Medicare	0.014500	143.03					
				Hourly Rate & Benefits	145.10% Department Overhead	17.95% Citywide Overhead	Total Hourly Rate
	Total Benefits	\$5,923.75	60.05%	\$105.25	\$152.72	\$18.89	\$276.86
		Annual Salary + Benefits		<u>\$189,456.10</u>			
Step B		\$10,357.47 /Month		\$69.05 /Hour			
	Total Benefits	\$6,056.82	58.48%	\$109.43	\$158.78	\$19.64	\$287.85
		Annual Salary + Benefits		<u>\$196,971.48</u>			
Step C		\$10,875.34 /Month		\$72.50 /Hour			
	Total Benefits	\$6,196.54	56.98%	\$113.81	\$165.14	\$20.43	\$299.38
		Annual Salary + Benefits		<u>\$204,862.63</u>			
Step D		\$11,419.11 /Month		\$76.13 /Hour			
	Total Benefits	\$6,343.25	55.55%	\$118.42	\$171.82	\$21.26	\$311.50
		Annual Salary + Benefits		<u>\$213,148.34</u>			
Step E		\$11,990.06 /Month		\$79.93 /Hour			
	Total Benefits	\$6,497.30	54.19%	\$123.25	\$178.83	\$22.12	\$324.20
		Annual Salary + Benefits		<u>\$221,848.33</u>			



Fleet Supervisor
Department: Public Works

Step A		\$8,403.90 /Month		\$56.03 /Hour			
<u>Benefit</u>	<u>Multiplier</u>			<u>Category</u>			
PERS - Employer	0.200800	1,687.50		Non-Sworn Professionals / Supervisors			
Management Incentive		0.00					
EAP		3.89					
Health Insurance		1,846.13					
Dental Insurance		155.99					
LTD & STD Insurance	0.008070	67.82					
Life Insurance	0.000213	31.95					
Holiday Pay		0.00					
Uniform Allowance		0.00					
Standby		0.00					
Retiree Medical		794.80					
Deferred Comp.	2% + \$110	278.08					
Workers Comp.	0.046430	390.19					
Vision Insurance		23.69					
Medicare	0.014500	121.86					
				Hourly Rate & Benefits	145.10% Department Overhead	17.95% Citywide Overhead	Total Hourly Rate
	Total Benefits	\$5,401.90	64.28%	\$92.04	\$133.55	\$16.52	\$242.11
	Annual Salary + Benefits			\$165,669.54			
Step B		\$8,824.08 /Month		\$58.83 /Hour			
	Total Benefits	\$5,515.27	62.50%	\$95.60	\$138.71	\$17.16	\$251.47
	Annual Salary + Benefits			\$172,072.20			
Step C		\$9,265.29 /Month		\$61.77 /Hour			
	Total Benefits	\$5,634.30	60.81%	\$99.33	\$144.13	\$17.83	\$261.29
	Annual Salary + Benefits			\$178,795.10			
Step D		\$9,728.56 /Month		\$64.86 /Hour			
	Total Benefits	\$5,759.29	59.20%	\$103.25	\$149.82	\$18.53	\$271.60
	Annual Salary + Benefits			\$185,854.17			
Step E		\$10,214.99 /Month		\$68.10 /Hour			
	Total Benefits	\$5,890.53	57.67%	\$107.37	\$155.79	\$19.27	\$282.43
	Annual Salary + Benefits			\$193,266.22			



Geographic Information Systems Coordinator
Department: Public Works

Step A		\$10,041.59 /Month		\$66.94 /Hour			
<u>Benefit</u>	<u>Multiplier</u>			<u>Category</u>			
PERS - Employer	0.200800	2,016.35		Non-Sworn Professionals / Supervisors			
Management Incentive		0.00					
EAP		3.89					
Health Insurance		1,846.13					
Dental Insurance		155.99					
LTD & STD Insurance	0.008070	81.04					
Life Insurance	0.000213	31.95					
Holiday Pay		0.00					
Uniform Allowance		0.00					
Standby		0.00					
Retiree Medical		794.80					
Deferred Comp.	2% + \$110	310.83					
Workers Comp.	0.046430	466.23					
Vision Insurance		23.69					
Medicare	0.014500	145.60					
				Hourly Rate	145.10%	17.95%	
				& Benefits	Department	Citywide	Total Hourly
					Overhead	Overhead	Rate
	Total Benefits	\$5,876.50	58.52%	\$106.12	\$153.98	\$19.05	\$279.15
		Annual Salary + Benefits		<u>\$191,017.18</u>			
Step B		\$10,543.67 /Month		\$70.29 /Hour			
	Total Benefits	\$6,011.97	57.02%	\$110.37	\$160.15	\$19.81	\$290.33
		Annual Salary + Benefits		<u>\$198,667.68</u>			
Step C		\$11,070.86 /Month		\$73.81 /Hour			
	Total Benefits	\$6,154.20	55.59%	\$114.83	\$166.62	\$20.61	\$302.06
		Annual Salary + Benefits		<u>\$206,700.69</u>			
Step D		\$11,624.40 /Month		\$77.50 /Hour			
	Total Benefits	\$6,303.55	54.23%	\$119.52	\$173.42	\$21.45	\$314.39
		Annual Salary + Benefits		<u>\$215,135.35</u>			
Step E		\$12,205.62 /Month		\$81.37 /Hour			
	Total Benefits	\$6,460.36	52.93%	\$124.44	\$180.56	\$22.34	\$327.34
		Annual Salary + Benefits		<u>\$223,991.75</u>			



Grants Program Manager
Department: Finance and Information Systems

Step A		\$8,756.40 /Month		\$58.38 /Hour			
<u>Benefit</u>	<u>Multiplier</u>			<u>Category</u>			
PERS - Employer	0.200800	1,758.29		Non-Sworn Professionals / Supervisors			
Management Incentive		0.00					
EAP		3.89					
Health Insurance		1,846.13					
Dental Insurance		155.99					
LTD & STD Insurance	0.008070	70.66					
Life Insurance	0.000213	31.95					
Holiday Pay		0.00					
Uniform Allowance		0.00					
Standby		0.00					
Retiree Medical		794.80					
Deferred Comp.	2% + \$110	285.13					
Workers Comp.	0.046430	406.56					
Vision Insurance		23.69					
Medicare	0.014500	126.97					
				Hourly Rate & Benefits	31.28% Department Overhead	17.95% Citywide Overhead	Total Hourly Rate
	Total Benefits	\$5,504.06	62.86%	\$95.07	\$29.74	\$17.07	\$141.88
	Annual Salary + Benefits			\$171,125.52			
Step B		\$9,194.22 /Month		\$61.29 /Hour			
	Total Benefits	\$5,622.18	61.15%	\$98.78	\$30.90	\$17.73	\$147.41
	Annual Salary + Benefits			\$177,796.85			
Step C		\$9,653.94 /Month		\$64.36 /Hour			
	Total Benefits	\$5,746.21	59.52%	\$102.67	\$32.11	\$18.43	\$153.21
	Annual Salary + Benefits			\$184,801.74			
Step D		\$10,136.63 /Month		\$67.58 /Hour			
	Total Benefits	\$5,876.44	57.97%	\$106.75	\$33.39	\$19.16	\$159.30
	Annual Salary + Benefits			\$192,156.88			
Step E		\$10,643.46 /Month		\$70.96 /Hour			
	Total Benefits	\$6,013.18	56.50%	\$111.04	\$34.73	\$19.93	\$165.70
	Annual Salary + Benefits			\$199,879.78			



Housing Analyst
Department: Community Development

Step A		\$8,839.86 /Month		\$58.93 /Hour			
<u>Benefit</u>	<u>Multiplier</u>			<u>Category</u>			
PERS - Employer	0.200800	1,775.04		Non-Sworn Professionals / Supervisors			
Management Incentive		0.00					
EAP		3.89					
Health Insurance		1,846.13					
Dental Insurance		155.99					
LTD & STD Insurance	0.008070	71.34					
Life Insurance	0.000213	31.95					
Holiday Pay		0.00					
Uniform Allowance		0.00					
Standby		0.00					
Retiree Medical		794.80					
Deferred Comp.	2% + \$110	286.80					
Workers Comp.	0.046430	410.43					
Vision Insurance		23.69					
Medicare	0.014500	128.18					
				Hourly Rate & Benefits	121.73% Department Overhead	17.95% Citywide Overhead	Total Hourly Rate
	Total Benefits	\$5,528.24	62.54%	\$95.79	\$116.60	\$17.19	\$229.58
		Annual Salary + Benefits		<u>\$172,417.19</u>			
Step B		\$9,281.85 /Month		\$61.88 /Hour			
	Total Benefits	\$5,647.49	60.84%	\$99.53	\$121.16	\$17.87	\$238.56
		Annual Salary + Benefits		<u>\$179,152.10</u>			
Step C		\$9,745.94 /Month		\$64.97 /Hour			
	Total Benefits	\$5,772.70	59.23%	\$103.46	\$125.94	\$18.57	\$247.97
		Annual Salary + Benefits		<u>\$186,223.75</u>			
Step D		\$10,233.24 /Month		\$68.22 /Hour			
	Total Benefits	\$5,904.18	57.70%	\$107.58	\$130.96	\$19.31	\$257.85
		Annual Salary + Benefits		<u>\$193,648.99</u>			
Step E		\$10,744.90 /Month		\$71.63 /Hour			
	Total Benefits	\$6,042.22	56.23%	\$111.91	\$136.23	\$20.09	\$268.23
		Annual Salary + Benefits		<u>\$201,445.49</u>			



Human Resource Assistant I
Department: Human Resources

Step A		\$5,172.55 /Month		\$34.48 /Hour			
<u>Benefit</u>	<u>Multiplier</u>				<u>Category</u>		
PERS - Employer	0.200800	1,038.65			Office Employees		
Management Incentive		0.00					
EAP		3.89					
Health Insurance		1,846.13					
Dental Insurance		155.99					
LTD & STD Insurance	0.008070	41.74					
Life Insurance	0.000213	19.83					
Holiday Pay		0.00					
Uniform Allowance		0.00					
Standby		0.00					
Retiree Medical		794.80					
Deferred Comp.		0.00					
Workers Comp.	0.046430	240.16					
Vision Insurance		23.69					
Medicare	0.014500	75.00					
				Hourly Rate & Benefits	39.52% Department Overhead	17.95% Citywide Overhead	Total Hourly Rate
	Total Benefits	\$4,239.89	81.97%	\$62.75	\$24.80	\$11.26	\$98.81
		Annual Salary + Benefits		<u>\$112,949.21</u>			
Step B		\$5,431.18 /Month		\$36.21 /Hour			
	Total Benefits	\$4,309.66	79.35%	\$64.94	\$25.66	\$11.66	\$102.26
		Annual Salary + Benefits		<u>\$116,890.07</u>			
Step C		\$5,702.73 /Month		\$38.02 /Hour			
	Total Benefits	\$4,382.93	76.86%	\$67.24	\$26.57	\$12.07	\$105.88
		Annual Salary + Benefits		<u>\$121,027.97</u>			
Step D		\$5,987.87 /Month		\$39.92 /Hour			
	Total Benefits	\$4,459.86	74.48%	\$69.65	\$27.53	\$12.50	\$109.68
		Annual Salary + Benefits		<u>\$125,372.77</u>			
Step E		\$6,287.27 /Month		\$41.92 /Hour			
	Total Benefits	\$4,540.64	72.22%	\$72.19	\$28.53	\$12.96	\$113.68
		Annual Salary + Benefits		<u>\$129,934.81</u>			



Human Resource Assistant II
Department: Human Resources

Step A		\$5,702.73 /Month		\$38.02 /Hour			
<u>Benefit</u>	<u>Multiplier</u>			<u>Hourly Rate & Benefits</u>	<u>Department Overhead</u>	<u>Citywide Overhead</u>	<u>Total Hourly Rate</u>
PERS - Employer	0.200800	1,145.11					
Management Incentive		0.00					
EAP		3.89					
Health Insurance		1,846.13					
Dental Insurance		155.99					
LTD & STD Insurance	0.008070	46.02					
Life Insurance	0.000213	21.86					
Holiday Pay		0.00					
Uniform Allowance		0.00					
Standby		0.00					
Retiree Medical		794.80					
Deferred Comp.		0.00					
Workers Comp.	0.046430	264.78			39.52%	17.95%	
Vision Insurance		23.69					
Medicare	0.014500	82.69					
Total Benefits		\$4,384.96	76.89%	\$67.25	\$26.58	\$12.07	\$105.90
Annual Salary + Benefits				<u>\$121,052.37</u>			
Step B		\$5,987.87 /Month		\$39.92 /Hour			
Total Benefits		\$4,461.89	74.52%	\$69.67	\$27.53	\$12.50	\$109.70
Annual Salary + Benefits				<u>\$125,397.16</u>			
Step C		\$6,287.27 /Month		\$41.92 /Hour			
Total Benefits		\$4,542.67	72.25%	\$72.20	\$28.53	\$12.96	\$113.69
Annual Salary + Benefits				<u>\$129,959.20</u>			
Step D		\$6,601.63 /Month		\$44.01 /Hour			
Total Benefits		\$4,627.48	70.10%	\$74.86	\$29.58	\$13.44	\$117.88
Annual Salary + Benefits				<u>\$134,749.35</u>			
Step E		\$6,931.71 /Month		\$46.21 /Hour			
Total Benefits		\$4,716.54	68.04%	\$77.65	\$30.69	\$13.94	\$122.28
Annual Salary + Benefits				<u>\$139,778.99</u>			



Human Resources Manager Department: Human Resources

Step A							
\$10,801.03 /Month				\$72.01 /Hour			
<u>Benefit</u>	<u>Multiplier</u>			<u>Category</u>			
PERS - Employer	0.200800	2,168.85		Non-Sworn Managers / Confidential			
Management Incentive		0.00					
EAP		3.89					
Health Insurance		1,846.13					
Dental Insurance		155.99					
LTD & STD Insurance	0.008070	87.16					
Life Insurance	0.000213	31.95					
Holiday Pay		0.00					
Uniform Allowance		0.00					
Standby		0.00					
Retiree Medical		794.80					
Deferred Comp.	3% + \$110	434.03					
Workers Comp.	0.046430	501.49					
Vision Insurance		23.69					
Medicare	0.014500	156.61					
				Hourly Rate & Benefits	39.52% Department Overhead	17.95% Citywide Overhead	Total Hourly Rate
	Total Benefits	\$6,204.60	57.44%	\$113.37	\$44.80	\$20.35	\$178.52
Annual Salary + Benefits				<u><u>\$204,067.47</u></u>			
Step B							
\$11,341.08 /Month				\$75.61 /Hour			
	Total Benefits	\$6,350.30	55.99%	\$117.94	\$46.61	\$21.17	\$185.72
Annual Salary + Benefits				<u><u>\$212,296.56</u></u>			
Step C							
\$11,908.13 /Month				\$79.39 /Hour			
	Total Benefits	\$6,503.29	54.61%	\$122.74	\$48.51	\$22.03	\$193.28
Annual Salary + Benefits				<u><u>\$220,937.10</u></u>			
Step D							
\$12,503.54 /Month				\$83.36 /Hour			
	Total Benefits	\$6,663.94	53.30%	\$127.78	\$50.50	\$22.94	\$201.22
Annual Salary + Benefits				<u><u>\$230,009.67</u></u>			
Step E							
\$13,128.71 /Month				\$87.52 /Hour			
	Total Benefits	\$6,832.61	52.04%	\$133.08	\$52.59	\$23.89	\$209.56
Annual Salary + Benefits				<u><u>\$239,535.86</u></u>			



Human Resource Specialist
Department: Human Resources

Step A		\$7,357.70 /Month		\$49.05 /Hour			
<u>Benefit</u>	<u>Multiplier</u>				<u>Category</u>		
PERS - Employer	0.200800	1,477.43			Office Employees		
Management Incentive		0.00					
EAP		3.89					
Health Insurance		1,846.13					
Dental Insurance		155.99					
LTD & STD Insurance	0.008070	59.38					
Life Insurance	0.000213	28.21					
Holiday Pay		0.00					
Uniform Allowance		0.00					
Standby		0.00					
Retiree Medical		794.80					
Deferred Comp.		0.00					
Workers Comp.	0.046430	341.62					
Vision Insurance		23.69					
Medicare	0.014500	106.69					
				Hourly Rate & Benefits	39.52% Department Overhead	17.95% Citywide Overhead	Total Hourly Rate
	Total Benefits	\$4,837.82	65.75%	\$81.30	\$32.13	\$14.59	\$128.02
	Annual Salary + Benefits			<u>\$146,346.18</u>			
Step B		\$7,725.58 /Month		\$51.50 /Hour			
	Total Benefits	\$4,937.07	63.91%	\$84.42	\$33.36	\$15.15	\$132.93
	Annual Salary + Benefits			<u>\$151,951.86</u>			
Step C		\$8,111.86 /Month		\$54.08 /Hour			
	Total Benefits	\$5,041.29	62.15%	\$87.69	\$34.65	\$15.74	\$138.08
	Annual Salary + Benefits			<u>\$157,837.83</u>			
Step D		\$8,517.46 /Month		\$56.78 /Hour			
	Total Benefits	\$5,150.72	60.47%	\$91.12	\$36.01	\$16.36	\$143.49
	Annual Salary + Benefits			<u>\$164,018.10</u>			
Step E		\$8,943.33 /Month		\$59.62 /Hour			
	Total Benefits	\$5,265.62	58.88%	\$94.73	\$37.44	\$17.00	\$149.17
	Annual Salary + Benefits			<u>\$170,507.38</u>			



Information Systems Specialist
Department: Finance and Information Systems

Step A		\$9,010.94 /Month		\$60.07 /Hour			
<u>Benefit</u>	<u>Multiplier</u>			<u>Category</u>			
PERS - Employer	0.200800	1,809.40		Non-Sworn Professionals / Supervisors			
Management Incentive		0.00					
EAP		3.89					
Health Insurance		1,846.13					
Dental Insurance		155.99					
LTD & STD Insurance	0.008070	72.72					
Life Insurance	0.000213	31.95					
Holiday Pay		0.00					
Uniform Allowance		0.00					
Standby		462.48					
Retiree Medical		794.80					
Deferred Comp.	2% + \$110	290.22					
Workers Comp.	0.046430	439.85					
Vision Insurance		23.69					
Medicare	0.014500	137.36					
				Hourly Rate & Benefits	31.28% Department Overhead	17.95% Citywide Overhead	Total Hourly Rate
	Total Benefits	\$6,068.48	67.35%	\$100.53	\$31.45	\$18.05	\$150.03
	Annual Salary + Benefits			\$180,953.01			
Step B		\$9,461.49 /Month		\$63.08 /Hour			
	Total Benefits	\$6,190.04	65.42%	\$104.34	\$32.64	\$18.73	\$155.71
	Annual Salary + Benefits			\$187,818.26			
Step C		\$9,934.56 /Month		\$66.23 /Hour			
	Total Benefits	\$6,317.67	63.59%	\$108.35	\$33.89	\$19.45	\$161.69
	Annual Salary + Benefits			\$195,026.78			
Step D		\$10,431.29 /Month		\$69.54 /Hour			
	Total Benefits	\$6,451.69	61.85%	\$112.55	\$35.21	\$20.20	\$167.96
	Annual Salary + Benefits			\$202,595.72			
Step E		\$10,952.85 /Month		\$73.02 /Hour			
	Total Benefits	\$6,592.41	60.19%	\$116.97	\$36.59	\$21.00	\$174.56
	Annual Salary + Benefits			\$210,543.11			



Information Systems Technician
Department: Finance and Information Systems

Step A		\$7,211.67 /Month		\$48.08 /Hour			
<u>Benefit</u>	<u>Multiplier</u>				<u>Category</u>		
PERS - Employer	0.200800	1,448.10			Office Employees		
Management Incentive		0.00					
EAP		3.89					
Health Insurance		1,846.13					
Dental Insurance		155.99					
LTD & STD Insurance	0.008070	58.20					
Life Insurance	0.000213	27.65					
Holiday Pay		0.00					
Uniform Allowance		0.00					
Standby		440.46					
Retiree Medical		794.80					
Deferred Comp.		0.00					
Workers Comp.	0.046430	355.29					
Vision Insurance		23.69					
Medicare	0.014500	110.96					
				Hourly Rate & Benefits	31.28% Department Overhead	17.95% Citywide Overhead	Total Hourly Rate
	Total Benefits	\$5,265.16	73.01%	\$83.18	\$26.02	\$14.93	\$124.13
	Annual Salary + Benefits			<u>\$149,721.92</u>			
Step B		\$7,572.25 /Month		\$50.48 /Hour			
	Total Benefits	\$5,362.44	70.82%	\$86.23	\$26.97	\$15.48	\$128.68
	Annual Salary + Benefits			<u>\$155,216.35</u>			
Step C		\$7,950.87 /Month		\$53.01 /Hour			
	Total Benefits	\$5,464.59	68.73%	\$89.44	\$27.98	\$16.05	\$133.47
	Annual Salary + Benefits			<u>\$160,985.50</u>			
Step D		\$8,348.41 /Month		\$55.66 /Hour			
	Total Benefits	\$5,571.85	66.74%	\$92.80	\$29.03	\$16.66	\$138.49
	Annual Salary + Benefits			<u>\$167,043.11</u>			
Step E		\$8,765.83 /Month		\$58.44 /Hour			
	Total Benefits	\$5,684.47	64.85%	\$96.34	\$30.13	\$17.29	\$143.76
	Annual Salary + Benefits			<u>\$173,403.59</u>			



Management Analyst
Department: City Manager

Step A		\$8,825.25 /Month		\$58.84 /Hour			
<u>Benefit</u>	<u>Multiplier</u>				<u>Category</u>		
PERS - Employer	0.200800	1,772.11			Non-Sworn Professionals / Supervisors		
Management Incentive		0.00					
EAP		3.89					
Health Insurance		1,846.13					
Dental Insurance		155.99					
LTD & STD Insurance	0.008070	71.22					
Life Insurance	0.000213	31.95					
Holiday Pay		0.00					
Uniform Allowance		0.00					
Standby		0.00					
Retiree Medical		794.80					
Deferred Comp.	2% + \$110	286.51					
Workers Comp.	0.046430	409.76			51.59%	17.95%	
Vision Insurance		23.69					
Medicare	0.014500	127.97					
				Hourly Rate & Benefits	Department Overhead	Citywide Overhead	Total Hourly Rate
	Total Benefits	\$5,524.01	62.59%	\$95.66	\$49.35	\$17.17	\$162.18
	Annual Salary + Benefits			<u>\$172,191.14</u>			
Step B		\$9,266.52 /Month		\$61.78 /Hour			
	Total Benefits	\$5,643.06	60.90%	\$99.40	\$51.28	\$17.84	\$168.52
	Annual Salary + Benefits			<u>\$178,914.93</u>			
Step C		\$9,729.84 /Month		\$64.87 /Hour			
	Total Benefits	\$5,768.07	59.28%	\$103.32	\$53.30	\$18.55	\$175.17
	Annual Salary + Benefits			<u>\$185,974.90</u>			
Step D		\$10,216.33 /Month		\$68.11 /Hour			
	Total Benefits	\$5,899.32	57.74%	\$107.44	\$55.43	\$19.29	\$182.16
	Annual Salary + Benefits			<u>\$193,387.87</u>			
Step E		\$10,727.15 /Month		\$71.51 /Hour			
	Total Benefits	\$6,037.14	56.28%	\$111.76	\$57.66	\$20.06	\$189.48
	Annual Salary + Benefits			<u>\$201,171.49</u>			



Management Analyst
Department: Finance and Information Systems

Step A		\$8,825.25 /Month		\$58.84 /Hour			
<u>Benefit</u>	<u>Multiplier</u>				<u>Category</u>		
PERS - Employer	0.200800	1,772.11			Non-Sworn Professionals / Supervisors		
Management Incentive		0.00					
EAP		3.89					
Health Insurance		1,846.13					
Dental Insurance		155.99					
LTD & STD Insurance	0.008070	71.22					
Life Insurance	0.000213	31.95					
Holiday Pay		0.00					
Uniform Allowance		0.00					
Standby		0.00					
Retiree Medical		794.80					
Deferred Comp.	2% + \$110	286.51					
Workers Comp.	0.046430	409.76					
Vision Insurance		23.69					
Medicare	0.014500	127.97					
				Hourly Rate & Benefits	31.28% Department Overhead	17.95% Citywide Overhead	Total Hourly Rate
	Total Benefits	\$5,524.01	62.59%	\$95.66	\$29.92	\$17.17	\$142.75
	Annual Salary + Benefits			\$172,191.14			
Step B		\$9,266.52 /Month		\$61.78 /Hour			
	Total Benefits	\$5,643.06	60.90%	\$99.40	\$31.09	\$17.84	\$148.33
	Annual Salary + Benefits			\$178,914.93			
Step C		\$9,729.84 /Month		\$64.87 /Hour			
	Total Benefits	\$5,768.07	59.28%	\$103.32	\$32.32	\$18.55	\$154.19
	Annual Salary + Benefits			\$185,974.90			
Step D		\$10,216.33 /Month		\$68.11 /Hour			
	Total Benefits	\$5,899.32	57.74%	\$107.44	\$33.61	\$19.29	\$160.34
	Annual Salary + Benefits			\$193,387.87			
Step E		\$10,727.15 /Month		\$71.51 /Hour			
	Total Benefits	\$6,037.14	56.28%	\$111.76	\$34.96	\$20.06	\$166.78
	Annual Salary + Benefits			\$201,171.49			



Management Analyst
Department: Parks and Recreation

Step A		\$8,825.25 /Month		\$58.84 /Hour			
<u>Benefit</u>	<u>Multiplier</u>			<u>Hourly Rate & Benefits</u>	<u>98.86% Department Overhead</u>	<u>17.95% Citywide Overhead</u>	<u>Total Hourly Rate</u>
PERS - Employer	0.200800	1,772.11					
Management Incentive		0.00					
EAP		3.89					
Health Insurance		1,846.13					
Dental Insurance		155.99					
LTD & STD Insurance	0.008070	71.22					
Life Insurance	0.000213	31.95					
Holiday Pay		0.00					
Uniform Allowance		0.00					
Standby		0.00					
Retiree Medical		794.80					
Deferred Comp.	2% + \$110	286.51					
Workers Comp.	0.046430	409.76					
Vision Insurance		23.69					
Medicare	0.014500	127.97					
	Total Benefits	\$5,524.01	62.59%	\$95.66	\$94.57	\$17.17	\$207.40
		Annual Salary + Benefits		<u>\$172,191.14</u>			
Step B		\$9,266.52 /Month		\$61.78 /Hour			
	Total Benefits	\$5,643.06	60.90%	\$99.40	\$98.26	\$17.84	\$215.50
		Annual Salary + Benefits		<u>\$178,914.93</u>			
Step C		\$9,729.84 /Month		\$64.87 /Hour			
	Total Benefits	\$5,768.07	59.28%	\$103.32	\$102.14	\$18.55	\$224.01
		Annual Salary + Benefits		<u>\$185,974.90</u>			
Step D		\$10,216.33 /Month		\$68.11 /Hour			
	Total Benefits	\$5,899.32	57.74%	\$107.44	\$106.21	\$19.29	\$232.94
		Annual Salary + Benefits		<u>\$193,387.87</u>			
Step E		\$10,727.15 /Month		\$71.51 /Hour			
	Total Benefits	\$6,037.14	56.28%	\$111.76	\$110.49	\$20.06	\$242.31
		Annual Salary + Benefits		<u>\$201,171.49</u>			



Management Analyst
Department: Public Works

Step A		\$8,825.25 /Month		\$58.84 /Hour			
<u>Benefit</u>	<u>Multiplier</u>				<u>Category</u>		
PERS - Employer	0.200800	1,772.11			Non-Sworn Professionals / Supervisors		
Management Incentive		0.00					
EAP		3.89					
Health Insurance		1,846.13					
Dental Insurance		155.99					
LTD & STD Insurance	0.008070	71.22					
Life Insurance	0.000213	31.95					
Holiday Pay		0.00					
Uniform Allowance		0.00					
Standby		0.00					
Retiree Medical		794.80					
Deferred Comp.	2% + \$110	286.51					
Workers Comp.	0.046430	409.76					
Vision Insurance		23.69					
Medicare	0.014500	127.97					
				Hourly Rate & Benefits	145.10% Department Overhead	17.95% Citywide Overhead	Total Hourly Rate
	Total Benefits	\$5,524.01	62.59%	\$95.66	\$138.81	\$17.17	\$251.64
	Annual Salary + Benefits			<u>\$172,191.14</u>			
Step B		\$9,266.52 /Month		\$61.78 /Hour			
	Total Benefits	\$5,643.06	60.90%	\$99.40	\$144.23	\$17.84	\$261.47
	Annual Salary + Benefits			<u>\$178,914.93</u>			
Step C		\$9,729.84 /Month		\$64.87 /Hour			
	Total Benefits	\$5,768.07	59.28%	\$103.32	\$149.92	\$18.55	\$271.79
	Annual Salary + Benefits			<u>\$185,974.90</u>			
Step D		\$10,216.33 /Month		\$68.11 /Hour			
	Total Benefits	\$5,899.32	57.74%	\$107.44	\$155.89	\$19.29	\$282.62
	Annual Salary + Benefits			<u>\$193,387.87</u>			
Step E		\$10,727.15 /Month		\$71.51 /Hour			
	Total Benefits	\$6,037.14	56.28%	\$111.76	\$162.17	\$20.06	\$293.99
	Annual Salary + Benefits			<u>\$201,171.49</u>			



Park Maintenance Manager
Department: Parks and Recreation

Step A		\$10,314.91 /Month		\$68.77 /Hour			
<u>Benefit</u>	<u>Multiplier</u>			<u>Hourly Rate & Benefits</u>	<u>98.86% Department Overhead</u>	<u>17.95% Citywide Overhead</u>	<u>Total Hourly Rate</u>
PERS - Employer	0.200800	2,071.23					
Management Incentive		0.00					
EAP		3.89					
Health Insurance		1,846.13					
Dental Insurance		155.99					
LTD & STD Insurance	0.008070	83.24					
Life Insurance	0.000213	31.95					
Holiday Pay		0.00					
Uniform Allowance		0.00					
Standby		0.00					
Retiree Medical		794.80					
Deferred Comp.	3% + \$110	419.45					
Workers Comp.	0.046430	478.92					
Vision Insurance		23.69					
Medicare	0.014500	149.57					
	Total Benefits	\$6,058.86	58.74%	\$109.16	\$107.91	\$19.59	\$236.66
				Annual Salary + Benefits <u>\$196,485.18</u>			
Step B		\$10,830.65 /Month		\$72.20 /Hour			
	Total Benefits	\$6,198.01	57.23%	\$113.52	\$112.23	\$20.38	\$246.13
				Annual Salary + Benefits <u>\$204,343.90</u>			
Step C		\$11,372.18 /Month		\$75.81 /Hour			
	Total Benefits	\$6,344.11	55.79%	\$118.11	\$116.76	\$21.20	\$256.07
				Annual Salary + Benefits <u>\$212,595.56</u>			
Step D		\$11,940.79 /Month		\$79.61 /Hour			
	Total Benefits	\$6,497.52	54.41%	\$122.92	\$121.52	\$22.06	\$266.50
				Annual Salary + Benefits <u>\$221,259.80</u>			
Step E		\$12,537.83 /Month		\$83.59 /Hour			
	Total Benefits	\$6,658.60	53.11%	\$127.98	\$126.52	\$22.97	\$277.47
				Annual Salary + Benefits <u>\$230,357.25</u>			



Park Maintenance Supervisor
Department: Parks and Recreation

Step A		\$7,558.84 /Month		\$50.39 /Hour			
<u>Benefit</u>	<u>Multiplier</u>			<u>Hourly Rate & Benefits</u>	<u>98.86% Department Overhead</u>	<u>17.95% Citywide Overhead</u>	<u>Total Hourly Rate</u>
PERS - Employer	0.200800	1,517.82					
Management Incentive		0.00					
EAP		3.89					
Health Insurance		1,846.13					
Dental Insurance		155.99					
LTD & STD Insurance	0.008070	61.00					
Life Insurance	0.000213	28.98					
Holiday Pay		0.00					
Uniform Allowance		0.00					
Standby		0.00					
Retiree Medical		794.80					
Deferred Comp.	2% + \$110	261.18					
Workers Comp.	0.046430	350.96					
Vision Insurance		23.69					
Medicare	0.014500	109.60					
	Total Benefits	\$5,154.03	68.19%	\$84.75	\$83.79	\$15.21	\$183.75
				Annual Salary + Benefits <u>\$152,554.47</u>			
Step B		\$7,936.78 /Month		\$52.91 /Hour			
	Total Benefits	\$5,256.00	66.22%	\$87.95	\$86.95	\$15.79	\$190.69
				Annual Salary + Benefits <u>\$158,313.40</u>			
Step C		\$8,333.62 /Month		\$55.56 /Hour			
	Total Benefits	\$5,363.07	64.35%	\$91.31	\$90.27	\$16.39	\$197.97
				Annual Salary + Benefits <u>\$164,360.27</u>			
Step D		\$8,750.30 /Month		\$58.34 /Hour			
	Total Benefits	\$5,475.49	62.57%	\$94.84	\$93.76	\$17.02	\$205.62
				Annual Salary + Benefits <u>\$170,709.49</u>			
Step E		\$9,187.82 /Month		\$61.25 /Hour			
	Total Benefits	\$5,593.53	60.88%	\$98.54	\$97.42	\$17.69	\$213.65
				Annual Salary + Benefits <u>\$177,376.17</u>			



Park Maintenance Worker I
Department: Parks and Recreation

Step A		\$5,198.45 /Month		\$34.66 /Hour			
<u>Benefit</u>	<u>Multiplier</u>			<u>Hourly Rate & Benefits</u>	<u>98.86% Department Overhead</u>	<u>17.95% Citywide Overhead</u>	<u>Total Hourly Rate</u>
PERS - Employer	0.200800	1,043.85					
Management Incentive		0.00					
EAP		3.89					
Health Insurance		1,846.13					
Dental Insurance		155.99					
LTD & STD Insurance	0.008070	41.95					
Life Insurance	0.000213	19.93					
Holiday Pay		0.00					
Uniform Allowance		0.00					
Standby		0.00					
Retiree Medical		794.80					
Deferred Comp.		0.00					
Workers Comp.	0.046430	241.36					
Vision Insurance		23.69					
Medicare	0.014500	75.38					
Total Benefits		\$4,246.97	81.70%	\$62.97	\$62.25	\$11.30	\$136.52
Annual Salary + Benefits				<u>\$113,345.07</u>			
Step B		\$5,458.37 /Month		\$36.39 /Hour			
Total Benefits		\$4,317.10	79.09%	\$65.17	\$64.43	\$11.70	\$141.30
Annual Salary + Benefits				<u>\$117,305.67</u>			
Step C		\$5,731.29 /Month		\$38.21 /Hour			
Total Benefits		\$4,390.73	76.61%	\$67.48	\$66.71	\$12.11	\$146.30
Annual Salary + Benefits				<u>\$121,464.29</u>			
Step D		\$6,017.86 /Month		\$40.12 /Hour			
Total Benefits		\$4,468.05	74.25%	\$69.91	\$69.11	\$12.55	\$151.57
Annual Salary + Benefits				<u>\$125,830.85</u>			
Step E		\$6,318.75 /Month		\$42.12 /Hour			
Total Benefits		\$4,549.23	72.00%	\$72.45	\$71.63	\$13.01	\$157.09
Annual Salary + Benefits				<u>\$130,415.73</u>			



Park Maintenance Worker II
Department: Parks and Recreation

Step A		\$5,731.29 /Month		\$38.21 /Hour			
<u>Benefit</u>	<u>Multiplier</u>				<u>Category</u>		
PERS - Employer	0.200800	1,150.84			Public Works - Maintenance		
Management Incentive		0.00					
EAP		3.89					
Health Insurance		1,846.13					
Dental Insurance		155.99					
LTD & STD Insurance	0.008070	46.25					
Life Insurance	0.000213	21.97					
Holiday Pay		0.00					
Uniform Allowance		0.00					
Standby		0.00					
Retiree Medical		794.80					
Deferred Comp.		0.00					
Workers Comp.	0.046430	266.10					
Vision Insurance		23.69					
Medicare	0.014500	83.10					
				Hourly Rate & Benefits	98.86% Department Overhead	17.95% Citywide Overhead	Total Hourly Rate
	Total Benefits	\$4,392.78	76.65%	\$67.49	\$66.72	\$12.12	\$146.33
		Annual Salary + Benefits		<u>\$121,488.80</u>			
Step B		\$6,017.86 /Month		\$40.12 /Hour			
	Total Benefits	\$4,470.09	74.28%	\$69.92	\$69.12	\$12.55	\$151.59
		Annual Salary + Benefits		<u>\$125,855.36</u>			
Step C		\$6,318.75 /Month		\$42.12 /Hour			
	Total Benefits	\$4,551.27	72.03%	\$72.47	\$71.64	\$13.01	\$157.12
		Annual Salary + Benefits		<u>\$130,440.24</u>			
Step D		\$6,634.69 /Month		\$44.23 /Hour			
	Total Benefits	\$4,636.51	69.88%	\$75.14	\$74.28	\$13.49	\$162.91
		Annual Salary + Benefits		<u>\$135,254.37</u>			
Step E		\$6,966.42 /Month		\$46.44 /Hour			
	Total Benefits	\$4,726.01	67.84%	\$77.95	\$77.06	\$13.99	\$169.00
		Annual Salary + Benefits		<u>\$140,309.21</u>			



Parks Planner
Department: Parks and Recreation

Step A		\$8,839.86 /Month		\$58.93 /Hour			
<u>Benefit</u>	<u>Multiplier</u>			<u>Hourly Rate & Benefits</u>	<u>98.86% Department Overhead</u>	<u>17.95% Citywide Overhead</u>	<u>Total Hourly Rate</u>
PERS - Employer	0.200800	1,775.04					
Management Incentive		0.00					
EAP		3.89					
Health Insurance		1,846.13					
Dental Insurance		155.99					
LTD & STD Insurance	0.008070	71.34					
Life Insurance	0.000213	31.95					
Holiday Pay		0.00					
Uniform Allowance		0.00					
Standby		0.00					
Retiree Medical		794.80					
Deferred Comp.	2% + \$110	286.80					
Workers Comp.	0.046430	410.43					
Vision Insurance		23.69					
Medicare	0.014500	128.18					
	Total Benefits	\$5,528.24	62.54%	\$95.79	\$94.70	\$17.19	\$207.68
		Annual Salary + Benefits		<u>\$172,417.19</u>			
Step B		\$9,281.85 /Month		\$61.88 /Hour			
	Total Benefits	\$5,647.49	60.84%	\$99.53	\$98.39	\$17.87	\$215.79
		Annual Salary + Benefits		<u>\$179,152.10</u>			
Step C		\$9,745.94 /Month		\$64.97 /Hour			
	Total Benefits	\$5,772.70	59.23%	\$103.46	\$102.28	\$18.57	\$224.31
		Annual Salary + Benefits		<u>\$186,223.75</u>			
Step D		\$10,233.24 /Month		\$68.22 /Hour			
	Total Benefits	\$5,904.18	57.70%	\$107.58	\$106.36	\$19.31	\$233.25
		Annual Salary + Benefits		<u>\$193,648.99</u>			
Step E		\$10,744.90 /Month		\$71.63 /Hour			
	Total Benefits	\$6,042.22	56.23%	\$111.91	\$110.64	\$20.09	\$242.64
		Annual Salary + Benefits		<u>\$201,445.49</u>			



Parks Planning Technician
Department: Parks and Recreation

Step A		\$6,598.36 /Month		\$43.99 /Hour			
<u>Benefit</u>	<u>Multiplier</u>			<u>Hourly Rate & Benefits</u>	<u>98.86% Department Overhead</u>	<u>17.95% Citywide Overhead</u>	<u>Total Hourly Rate</u>
PERS - Employer	0.200800	1,324.95					
Management Incentive		0.00					
EAP		3.89					
Health Insurance		1,846.13					
Dental Insurance		155.99					
LTD & STD Insurance	0.008070	53.25					
Life Insurance	0.000213	25.30					
Holiday Pay		0.00					
Uniform Allowance		0.00					
Standby		0.00					
Retiree Medical		794.80					
Deferred Comp.		0.00					
Workers Comp.	0.046430	306.36					
Vision Insurance		23.69					
Medicare	0.014500	95.68					
	Total Benefits	\$4,630.03	70.17%	\$74.86	\$74.00	\$13.44	\$162.30
		Annual Salary + Benefits		<u>\$134,740.68</u>			
Step B		\$6,928.27 /Month		\$46.19 /Hour			
	Total Benefits	\$4,719.05	68.11%	\$77.65	\$76.76	\$13.94	\$168.35
		Annual Salary + Benefits		<u>\$139,767.84</u>			
Step C		\$7,274.69 /Month		\$48.50 /Hour			
	Total Benefits	\$4,812.51	66.15%	\$80.58	\$79.66	\$14.46	\$174.70
		Annual Salary + Benefits		<u>\$145,046.35</u>			
Step D		\$7,638.42 /Month		\$50.92 /Hour			
	Total Benefits	\$4,910.64	64.29%	\$83.66	\$82.71	\$15.02	\$181.39
		Annual Salary + Benefits		<u>\$150,588.79</u>			
Step E		\$8,020.34 /Month		\$53.47 /Hour			
	Total Benefits	\$5,013.69	62.51%	\$86.89	\$85.90	\$15.60	\$188.39
		Annual Salary + Benefits		<u>\$156,408.35</u>			



Permit Services Specialist
Department: Community Development

Step A		\$8,062.80 /Month		\$53.75 /Hour			
<u>Benefit</u>	<u>Multiplier</u>			<u>Hourly Rate & Benefits</u>	<u>121.73% Department Overhead</u>	<u>17.95% Citywide Overhead</u>	<u>Total Hourly Rate</u>
PERS - Employer	0.200800	1,619.01					
Management Incentive		0.00					
EAP		3.89					
Health Insurance		1,846.13					
Dental Insurance		155.99					
LTD & STD Insurance	0.008070	65.07					
Life Insurance	0.000213	30.91					
Holiday Pay		0.00					
Uniform Allowance		0.00					
Standby		0.00					
Retiree Medical		794.80					
Deferred Comp.		0.00					
Workers Comp.	0.046430	374.36					
Vision Insurance		23.69					
Medicare	0.014500	116.91					
	Total Benefits	\$5,030.76	62.39%	\$87.29	\$106.26	\$15.67	\$209.22
		Annual Salary + Benefits		<u>\$157,122.72</u>			
Step B		\$8,465.94 /Month		\$56.44 /Hour			
	Total Benefits	\$5,139.52	60.71%	\$90.70	\$110.41	\$16.28	\$217.39
		Annual Salary + Benefits		<u>\$163,265.60</u>			
Step C		\$8,889.24 /Month		\$59.26 /Hour			
	Total Benefits	\$5,253.73	59.10%	\$94.29	\$114.77	\$16.92	\$225.98
		Annual Salary + Benefits		<u>\$169,715.64</u>			
Step D		\$9,333.70 /Month		\$62.22 /Hour			
	Total Benefits	\$5,373.65	57.57%	\$98.05	\$119.36	\$17.60	\$235.01
		Annual Salary + Benefits		<u>\$176,488.17</u>			
Step E		\$9,800.39 /Month		\$65.34 /Hour			
	Total Benefits	\$5,499.56	56.12%	\$102.00	\$124.16	\$18.31	\$244.47
		Annual Salary + Benefits		<u>\$183,599.33</u>			



Plan Check Engineer
Department: Community Development

Step A		\$8,868.04 /Month		\$59.12 /Hour			
<u>Benefit</u>	<u>Multiplier</u>				<u>Category</u>		
PERS - Employer	0.200800	1,780.70			Office Employees		
Management Incentive		0.00					
EAP		3.89					
Health Insurance		1,846.13					
Dental Insurance		155.99					
LTD & STD Insurance	0.008070	71.57					
Life Insurance	0.000213	31.95					
Holiday Pay		0.00					
Uniform Allowance		0.00					
Standby		0.00					
Retiree Medical		794.80					
Deferred Comp.		0.00					
Workers Comp.	0.046430	411.74					
Vision Insurance		23.69					
Medicare	0.014500	128.59					
				Hourly Rate	121.73%	17.95%	Total Hourly
				& Benefits	Department	Citywide	Rate
					Overhead	Overhead	
	Total Benefits	\$5,249.05	59.19%	\$94.11	\$114.56	\$16.89	\$225.56
				Annual Salary + Benefits	\$169,405.04		
Step B		\$9,311.44 /Month		\$62.08 /Hour			
	Total Benefits	\$5,368.68	57.66%	\$97.87	\$119.13	\$17.57	\$234.57
				Annual Salary + Benefits	\$176,161.43		
Step C		\$9,777.01 /Month		\$65.18 /Hour			
	Total Benefits	\$5,494.29	56.20%	\$101.81	\$123.93	\$18.27	\$244.01
				Annual Salary + Benefits	\$183,255.63		
Step D		\$10,265.86 /Month		\$68.44 /Hour			
	Total Benefits	\$5,626.18	54.80%	\$105.95	\$128.97	\$19.02	\$253.94
				Annual Salary + Benefits	\$190,704.54		
Step E		\$10,779.16 /Month		\$71.86 /Hour			
	Total Benefits	\$5,764.67	53.48%	\$110.29	\$134.26	\$19.80	\$264.35
				Annual Salary + Benefits	\$198,525.90		



Planning Manager
Department: Community Development

Step A								
			\$12,392.91 /Month		\$82.62 /Hour			
<u>Benefit</u>	<u>Multiplier</u>				<u>Category</u>			
PERS - Employer	0.200800	2,488.50			Non-Sworn Managers / Confidential			
Management Incentive		0.00						
EAP		3.89						
Health Insurance		1,846.13						
Dental Insurance		155.99						
LTD & STD Insurance	0.008070	100.01						
Life Insurance	0.000213	31.95						
Holiday Pay		0.00						
Uniform Allowance		0.00						
Standby		0.00						
Retiree Medical		794.80						
Deferred Comp.	3% + \$110	481.79						
Workers Comp.	0.046430	575.40			121.73%	17.95%		
Vision Insurance		23.69						
Medicare	0.014500	179.70						
					Hourly Rate	Department	Citywide	Total Hourly
					& Benefits	Overhead	Overhead	Rate
	Total Benefits	\$6,681.84	53.92%	\$127.17	\$154.80	\$22.83	\$304.80	
				Annual Salary + Benefits		\$228,897.04		
<hr/>								
Step B								
			\$13,012.55 /Month		\$86.75 /Hour			
	Total Benefits	\$6,849.02	52.63%	\$132.41	\$161.18	\$23.77	\$317.36	
				Annual Salary + Benefits		\$238,338.95		
<hr/>								
Step C								
			\$13,663.18 /Month		\$91.09 /Hour			
	Total Benefits	\$7,024.56	51.41%	\$137.92	\$167.89	\$24.76	\$330.57	
				Annual Salary + Benefits		\$248,252.96		
<hr/>								
Step D								
			\$14,346.34 /Month		\$95.64 /Hour			
	Total Benefits	\$7,208.88	50.25%	\$143.70	\$174.93	\$25.79	\$344.42	
				Annual Salary + Benefits		\$258,662.66		
<hr/>								
Step E								
			\$15,063.66 /Month		\$100.42 /Hour			
	Total Benefits	\$7,402.41	49.14%	\$149.77	\$182.32	\$26.88	\$358.97	
				Annual Salary + Benefits		\$269,592.85		



Police Assistant - Regular Part Time
Department: Police

Step A		\$2,095.17 /Month		\$27.94 /Hour			
<u>Benefit</u>	<u>Multiplier</u>			<u>Hourly Rate & Benefits</u>	<u>36.65% Department Overhead</u>	<u>17.95% Citywide Overhead</u>	<u>Total Hourly Rate</u>
PERS - Employer	0.200800	424.89					
Management Incentive		0.00					
EAP		3.89					
Health Insurance		923.07					
Dental Insurance		78.00					
LTD & STD Insurance	0.008070	16.91					
Life Insurance	0.000213	8.03					
Holiday Pay		0.00					
Uniform Allowance		20.83					
Standby		0.00					
Retiree Medical		397.40					
Deferred Comp.		0.00					
Workers Comp.	0.046430	98.25					
Vision Insurance		11.85					
Medicare	0.014500	30.68					
Total Benefits		\$2,013.79	96.12%	\$27.39	\$10.04	\$4.92	\$42.35
Annual Salary + Benefits				<u>\$49,307.51</u>			
Step B		\$2,147.38 /Month		\$28.63 /Hour			
Total Benefits		\$2,027.88	94.43%	\$27.84	\$10.20	\$5.00	\$43.04
Annual Salary + Benefits				<u>\$50,103.11</u>			
Step C		\$2,200.54 /Month		\$29.34 /Hour			
Total Benefits		\$2,042.22	92.81%	\$28.29	\$10.37	\$5.08	\$43.74
Annual Salary + Benefits				<u>\$50,913.17</u>			
Step D		\$2,256.55 /Month		\$30.09 /Hour			
Total Benefits		\$2,057.33	91.17%	\$28.76	\$10.54	\$5.16	\$44.46
Annual Salary + Benefits				<u>\$51,766.64</u>			
Step E		\$2,312.56 /Month		\$30.83 /Hour			
Total Benefits		\$2,072.44	89.62%	\$29.23	\$10.71	\$5.25	\$45.19
Annual Salary + Benefits				<u>\$52,620.10</u>			



Police Liaison - Regular Part Time
Department: Police

Step A		\$3,951.16 /Month		\$52.68 /Hour			
<u>Benefit</u>	<u>Multiplier</u>			<u>Hourly Rate & Benefits</u>	<u>36.65% Department Overhead</u>	<u>17.95% Citywide Overhead</u>	<u>Total Hourly Rate</u>
PERS - Employer	0.200800	797.58					
Management Incentive		0.00					
EAP		3.89					
Health Insurance		923.07					
Dental Insurance		78.00					
LTD & STD Insurance	0.008070	31.89					
Life Insurance	0.000213	15.15					
Holiday Pay		0.00					
Uniform Allowance		20.83					
Standby		0.00					
Retiree Medical		397.40					
Deferred Comp.		0.00					
Workers Comp.	0.046430	184.42					
Vision Insurance		11.85					
Medicare	0.014500	57.59					
	Total Benefits	\$2,521.65	63.82%	\$43.15	\$15.82	\$7.75	\$66.72
		Annual Salary + Benefits		<u>\$77,673.68</u>			
Step B		\$4,148.71 /Month		\$55.32 /Hour			
	Total Benefits	\$2,574.95	62.07%	\$44.82	\$16.43	\$8.05	\$69.30
		Annual Salary + Benefits		<u>\$80,683.99</u>			
Step C		\$4,356.15 /Month		\$58.08 /Hour			
	Total Benefits	\$2,630.92	60.40%	\$46.58	\$17.07	\$8.36	\$72.01
		Annual Salary + Benefits		<u>\$83,844.81</u>			
Step D		\$4,573.96 /Month		\$60.99 /Hour			
	Total Benefits	\$2,689.68	58.80%	\$48.42	\$17.75	\$8.69	\$74.86
		Annual Salary + Benefits		<u>\$87,163.67</u>			
Step E		\$4,802.65 /Month		\$64.04 /Hour			
	Total Benefits	\$2,751.39	57.29%	\$50.36	\$18.46	\$9.04	\$77.86
		Annual Salary + Benefits		<u>\$90,648.47</u>			



Police Captain
Department: Police

Step A		\$13,697.19 /Month		\$91.31 /Hour			
<u>Benefit</u>	<u>Multiplier</u>						
PERS - Employer	0.360800	4,987.04					
Management Incentive		0.00					
EAP		3.89					
Health Insurance		2,171.91					
Dental Insurance		155.99					
LTD & STD Insurance	0.008070	110.54					
Life Insurance	0.000213	31.95					
Holiday Pay		0.00					
Uniform Allowance		125.00					
Standby		0.00					
Retiree Medical		1,277.83					
Deferred Comp.	4% + \$110	657.89					
Workers Comp.	0.046430	641.76					
Vision Insurance		23.69					
Medicare	0.014500	200.42					
				Hourly Rate & Benefits	36.65% Department Overhead	17.95% Citywide Overhead	Total Hourly Rate
	Total Benefits	\$10,387.91	75.84%	\$160.57	\$58.85	\$28.82	\$248.24
		Annual Salary + Benefits		<u>\$289,021.21</u>			
Step B		\$14,382.05 /Month		\$95.88 /Hour			
	Total Benefits	\$10,682.27	74.28%	\$167.10	\$61.24	\$29.99	\$258.33
		Annual Salary + Benefits		<u>\$300,771.78</u>			
Step C		\$15,101.15 /Month		\$100.67 /Hour			
	Total Benefits	\$10,991.34	72.78%	\$173.95	\$63.75	\$31.22	\$268.92
		Annual Salary + Benefits		<u>\$313,109.83</u>			
Step D		\$15,856.21 /Month		\$105.71 /Hour			
	Total Benefits	\$11,315.86	71.37%	\$181.15	\$66.39	\$32.52	\$280.06
		Annual Salary + Benefits		<u>\$326,064.79</u>			
Step E		\$16,649.01 /Month		\$110.99 /Hour			
	Total Benefits	\$11,656.61	70.01%	\$188.70	\$69.16	\$33.87	\$291.73
		Annual Salary + Benefits		<u>\$339,667.45</u>			



Police Chief
Department: Police

Step A		\$16,121.14 /Month		\$107.47 /Hour			
<u>Benefit</u>	<u>Multiplier</u>						
PERS - Employer	0.360800	6,230.73					
Management Incentive		1,023.07					
EAP		3.89					
Health Insurance		2,171.91					
Dental Insurance		155.99					
LTD & STD Insurance	0.008070	130.10					
Life Insurance	0.000213	31.95					
Holiday Pay		0.00					
Uniform Allowance		125.00					
Standby		0.00					
Retiree Medical		1,277.83					
Deferred Comp.		110.00					
Workers Comp.	0.046430	801.81					
Vision Insurance		23.69					
Medicare	0.014500	250.40					
				Hourly Rate & Benefits	36.65% Department Overhead	17.95% Citywide Overhead	Total Hourly Rate
	Total Benefits	\$12,336.37	76.52%	\$189.72	\$69.53	\$34.05	\$293.30
	Annual Salary + Benefits			<u>\$341,490.11</u>			
Step B		\$16,927.20 /Month		\$112.85 /Hour			
	Total Benefits	\$12,682.82	74.93%	\$197.40	\$72.35	\$35.43	\$305.18
	Annual Salary + Benefits			<u>\$355,320.17</u>			
Step C		\$17,773.55 /Month		\$118.49 /Hour			
	Total Benefits	\$13,046.58	73.40%	\$205.47	\$75.30	\$36.88	\$317.65
	Annual Salary + Benefits			<u>\$369,841.57</u>			
Step D		\$18,662.23 /Month		\$124.41 /Hour			
	Total Benefits	\$13,428.54	71.96%	\$213.94	\$78.41	\$38.40	\$330.75
	Annual Salary + Benefits			<u>\$385,089.21</u>			
Step E		\$19,595.34 /Month		\$130.64 /Hour			
	Total Benefits	\$13,829.59	70.58%	\$222.83	\$81.67	\$40.00	\$344.50
	Annual Salary + Benefits			<u>\$401,099.11</u>			



Police Dispatcher I
Department: Police

Step A		\$5,785.21 /Month		\$38.57 /Hour			
Benefit	Multiplier			Hourly Rate & Benefits	36.65% Department Overhead	17.95% Citywide Overhead	Total Hourly Rate
PERS - Employer	0.200800	1,174.22					
Management Incentive		0.00					
EAP		3.89					
Health Insurance		1,846.13					
Dental Insurance		155.99					
LTD & STD Insurance	0.008070	46.69					
Life Insurance	0.000213	22.18					
Holiday Pay		0.00					
Uniform Allowance		62.50					
Standby		0.00					
Retiree Medical		794.80					
Deferred Comp.		0.00					
Workers Comp.	0.046430	271.51					
Vision Insurance		23.69					
Medicare	0.014500	84.79					
Total Benefits		\$4,486.39	77.55%	\$68.48	\$25.10	\$12.29	\$105.87
Annual Salary + Benefits				<u>\$123,259.22</u>			
Step B		\$6,074.47 /Month		\$40.50 /Hour			
Total Benefits		\$4,564.43	75.14%	\$70.93	\$25.99	\$12.73	\$109.65
Annual Salary + Benefits				<u>\$127,666.80</u>			
Step C		\$6,378.20 /Month		\$42.52 /Hour			
Total Benefits		\$4,646.38	72.85%	\$73.50	\$26.94	\$13.19	\$113.63
Annual Salary + Benefits				<u>\$132,294.87</u>			
Step D		\$6,697.10 /Month		\$44.65 /Hour			
Total Benefits		\$4,732.42	70.66%	\$76.20	\$27.93	\$13.68	\$117.81
Annual Salary + Benefits				<u>\$137,154.27</u>			
Step E		\$7,031.96 /Month		\$46.88 /Hour			
Total Benefits		\$4,822.76	68.58%	\$79.03	\$28.97	\$14.19	\$122.19
Annual Salary + Benefits				<u>\$142,256.69</u>			



Police Dispatcher II

Department: Police

Step A		\$6,381.72 /Month		\$42.54 /Hour			
<u>Benefit</u>	<u>Multiplier</u>			<u>Hourly Rate & Benefits</u>	<u>Department Overhead</u>	<u>Citywide Overhead</u>	<u>Total Hourly Rate</u>
PERS - Employer	0.200800	1,294.00					
Management Incentive		0.00					
EAP		3.89					
Health Insurance		1,846.13					
Dental Insurance		155.99					
LTD & STD Insurance	0.008070	51.50					
Life Insurance	0.000213	24.47					
Holiday Pay		0.00					
Uniform Allowance		62.50					
Standby		0.00					
Retiree Medical		794.80					
Deferred Comp.		0.00					
Workers Comp.	0.046430	299.21			36.65%	17.95%	
Vision Insurance		23.69					
Medicare	0.014500	93.44					
Total Benefits		\$4,649.61	72.86%	\$73.54	\$26.95	\$13.20	\$113.69
Annual Salary + Benefits				<u>\$132,376.06</u>			
Step B		\$6,700.81 /Month		\$44.67 /Hour			
Total Benefits		\$4,735.70	70.67%	\$76.24	\$27.94	\$13.69	\$117.87
Annual Salary + Benefits				<u>\$137,238.16</u>			
Step C		\$7,035.85 /Month		\$46.91 /Hour			
Total Benefits		\$4,826.10	68.59%	\$79.08	\$28.98	\$14.19	\$122.25
Annual Salary + Benefits				<u>\$142,343.34</u>			
Step D		\$7,387.64 /Month		\$49.25 /Hour			
Total Benefits		\$4,921.01	66.61%	\$82.06	\$30.07	\$14.73	\$126.86
Annual Salary + Benefits				<u>\$147,703.86</u>			
Step E		\$7,757.03 /Month		\$51.71 /Hour			
Total Benefits		\$5,020.67	64.72%	\$85.18	\$31.22	\$15.29	\$131.69
Annual Salary + Benefits				<u>\$153,332.35</u>			



Police Dispatch Supervisor
Department: Police

Step A		\$7,718.01 /Month		\$51.45 /Hour			
<u>Benefit</u>	<u>Multiplier</u>				<u>Category</u>		
PERS - Employer	0.200800	1,562.33			Office Employees Dispatch		
Management Incentive		0.00					
EAP		3.89					
Health Insurance		1,846.13					
Dental Insurance		155.99					
LTD & STD Insurance	0.008070	62.28					
Life Insurance	0.000213	29.59					
Holiday Pay		0.00					
Uniform Allowance		62.50					
Standby		0.00					
Retiree Medical		794.80					
Deferred Comp.		0.00					
Workers Comp.	0.046430	361.25					
Vision Insurance		23.69					
Medicare	0.014500	112.82					
				Hourly Rate & Benefits	36.65% Department Overhead	17.95% Citywide Overhead	Total Hourly Rate
	Total Benefits	\$5,015.27	64.98%	\$84.89	\$31.11	\$15.24	\$131.24
	Annual Salary + Benefits			<u>\$152,799.37</u>			
Step B		\$8,103.91 /Month		\$54.03 /Hour			
	Total Benefits	\$5,119.38	63.17%	\$88.16	\$32.31	\$15.82	\$136.29
	Annual Salary + Benefits			<u>\$158,679.52</u>			
Step C		\$8,509.11 /Month		\$56.73 /Hour			
	Total Benefits	\$5,228.71	61.45%	\$91.59	\$33.57	\$16.44	\$141.60
	Annual Salary + Benefits			<u>\$164,853.76</u>			
Step D		\$8,934.56 /Month		\$59.56 /Hour			
	Total Benefits	\$5,343.49	59.81%	\$95.19	\$34.89	\$17.09	\$147.17
	Annual Salary + Benefits			<u>\$171,336.61</u>			
Step E		\$9,381.29 /Month		\$62.54 /Hour			
	Total Benefits	\$5,464.02	58.24%	\$98.97	\$36.27	\$17.76	\$153.00
	Annual Salary + Benefits			<u>\$178,143.69</u>			



Police Lieutenant
Department: Police

Step A		\$12,353.38 /Month		\$82.36 /Hour			
<u>Benefit</u>	<u>Multiplier</u>						
PERS - Employer	0.360800	4,502.20					Lieutenants
Management Incentive		0.00					
EAP		3.89					
Health Insurance		2,171.91					
Dental Insurance		155.99					
LTD & STD Insurance	0.008070	99.69					
Life Insurance	0.000213	31.95					
Holiday Pay		0.00					
Uniform Allowance		125.00					
Standby		0.00					
Retiree Medical		1,277.83					
Deferred Comp.	3% + \$110	480.60					
Workers Comp.	0.046430	579.37			36.65%	17.95%	
Vision Insurance		23.69					
Medicare	0.014500	180.94					
				Hourly Rate & Benefits	Department Overhead	Citywide Overhead	Total Hourly Rate
	Total Benefits	\$9,633.06	77.98%	\$146.58	\$53.72	\$26.31	\$226.61
	Annual Salary + Benefits			\$263,837.29			
Step B		\$12,971.04 /Month		\$86.47 /Hour			
	Total Benefits	\$9,898.53	76.31%	\$152.46	\$55.88	\$27.37	\$235.71
	Annual Salary + Benefits			\$274,434.93			
Step C		\$13,619.60 /Month		\$90.80 /Hour			
	Total Benefits	\$10,177.28	74.73%	\$158.65	\$58.14	\$28.48	\$245.27
	Annual Salary + Benefits			\$285,562.57			
Step D		\$14,300.57 /Month		\$95.34 /Hour			
	Total Benefits	\$10,469.96	73.21%	\$165.14	\$60.52	\$29.64	\$255.30
	Annual Salary + Benefits			\$297,246.43			
Step E		\$15,015.61 /Month		\$100.10 /Hour			
	Total Benefits	\$10,777.29	71.77%	\$171.95	\$63.02	\$30.87	\$265.84
	Annual Salary + Benefits			\$309,514.75			



Police Officer
Department: Police

Step A		\$8,152.63 /Month		\$54.35 /Hour			
<u>Benefit</u>	<u>Multiplier</u>			<u>Hourly Rate & Benefits</u>	<u>Department Overhead</u>	<u>Citywide Overhead</u>	<u>Total Hourly Rate</u>
PERS - Employer	0.360800	3,144.89					
Management Incentive		0.00					
EAP		3.89					
Health Insurance		2,171.91					
Dental Insurance		155.99					
LTD & STD Insurance		34.00					
Life Insurance		7.86					
Holiday Pay	9.33	438.79					
Uniform Allowance		125.00					
Standby		0.00					
Retiree Medical		1,277.83					
Deferred Comp.		0.00					
Workers Comp.	0.046430	404.70			36.65%	17.95%	
Vision Insurance		23.69					
Medicare	0.014500	126.39					
Total Benefits		\$7,914.94	97.08%	\$107.12	\$39.26	\$19.23	\$165.61
Annual Salary + Benefits				<u>\$192,810.84</u>			
Step B		\$8,560.27 /Month		\$57.07 /Hour			
Total Benefits		\$8,084.02	94.44%	\$110.96	\$40.67	\$19.92	\$171.55
Annual Salary + Benefits				<u>\$199,731.53</u>			
Step C		\$8,988.28 /Month		\$59.92 /Hour			
Total Benefits		\$8,297.29	92.31%	\$115.24	\$42.23	\$20.69	\$178.16
Annual Salary + Benefits				<u>\$207,426.86</u>			
Step D		\$9,437.69 /Month		\$62.92 /Hour			
Total Benefits		\$8,521.31	90.29%	\$119.73	\$43.88	\$21.49	\$185.10
Annual Salary + Benefits				<u>\$215,508.05</u>			
Step E		\$9,909.58 /Month		\$66.06 /Hour			
Total Benefits		\$8,756.40	88.36%	\$124.44	\$45.61	\$22.34	\$192.39
Annual Salary + Benefits				<u>\$223,991.77</u>			



Police Officer/Special Assignment
Department: Police

Step A		\$8,560.26 /Month		\$57.07 /Hour			
<u>Benefit</u>	<u>Multiplier</u>			<u>Hourly Rate & Benefits</u>	<u>Department Overhead</u>	<u>Citywide Overhead</u>	<u>Total Hourly Rate</u>
PERS - Employer	0.360800	3,299.87					
Management Incentive		0.00					
EAP		3.89					
Health Insurance		2,171.91					
Dental Insurance		155.99					
LTD & STD Insurance		34.00					
Life Insurance		7.86					
Holiday Pay	9.33	460.72					
Uniform Allowance		125.00					
Standby		0.00					
Retiree Medical		1,277.83					
Deferred Comp.		0.00					
Workers Comp.	0.046430	424.65			36.65%	17.95%	
Vision Insurance		23.69					
Medicare	0.014500	132.62					
Total Benefits		\$8,118.02	94.83%	\$111.19	\$40.75	\$19.96	\$171.90
Annual Salary + Benefits				<u>\$200,139.41</u>			
Step B		\$8,988.29 /Month		\$59.92 /Hour			
Total Benefits		\$8,297.29	92.31%	\$115.24	\$42.23	\$20.69	\$178.16
Annual Salary + Benefits				<u>\$207,426.94</u>			
Step C		\$9,437.69 /Month		\$62.92 /Hour			
Total Benefits		\$8,521.31	90.29%	\$119.73	\$43.88	\$21.49	\$185.10
Annual Salary + Benefits				<u>\$215,508.06</u>			
Step D		\$9,909.58 /Month		\$66.06 /Hour			
Total Benefits		\$8,756.40	88.36%	\$124.44	\$45.61	\$22.34	\$192.39
Annual Salary + Benefits				<u>\$223,991.72</u>			
Step E		\$10,405.06 /Month		\$69.37 /Hour			
Total Benefits		\$9,003.29	86.53%	\$129.39	\$47.42	\$23.23	\$200.04
Annual Salary + Benefits				<u>\$232,900.27</u>			



Police Records Clerk I
Department: Police

Step A		\$4,951.76 /Month		\$33.01 /Hour			
Benefit	Multiplier			Hourly Rate & Benefits	36.65% Department Overhead	17.95% Citywide Overhead	Total Hourly Rate
PERS - Employer	0.200800	1,002.68					
Management Incentive		0.00					
EAP		3.89					
Health Insurance		1,846.13					
Dental Insurance		155.99					
LTD & STD Insurance	0.008070	39.96					
Life Insurance	0.000213	18.99					
Holiday Pay		0.00					
Uniform Allowance		41.67					
Standby		0.00					
Retiree Medical		794.80					
Deferred Comp.		0.00					
Workers Comp.	0.046430	231.84					
Vision Insurance		23.69					
Medicare	0.014500	72.40					
Total Benefits		\$4,232.04	85.47%	\$61.23	\$22.44	\$10.99	\$94.66
Annual Salary + Benefits				<u>\$110,205.55</u>			
Step B		\$5,199.34 /Month		\$34.66 /Hour			
Total Benefits		\$4,298.84	82.68%	\$63.32	\$23.21	\$11.37	\$97.90
Annual Salary + Benefits				<u>\$113,978.19</u>			
Step C		\$5,459.31 /Month		\$36.40 /Hour			
Total Benefits		\$4,368.98	80.03%	\$65.52	\$24.01	\$11.76	\$101.29
Annual Salary + Benefits				<u>\$117,939.47</u>			
Step D		\$5,732.28 /Month		\$38.22 /Hour			
Total Benefits		\$4,442.63	77.50%	\$67.83	\$24.86	\$12.18	\$104.87
Annual Salary + Benefits				<u>\$122,098.81</u>			
Step E		\$6,018.89 /Month		\$40.13 /Hour			
Total Benefits		\$4,519.95	75.10%	\$70.26	\$25.75	\$12.61	\$108.62
Annual Salary + Benefits				<u>\$126,466.11</u>			



Police Records Clerk II
Department: Police

Step A		\$5,459.31 /Month		\$36.40 /Hour			
<u>Benefit</u>	<u>Multiplier</u>			<u>Hourly Rate & Benefits</u>	<u>Department Overhead</u>	<u>Citywide Overhead</u>	<u>Total Hourly Rate</u>
PERS - Employer	0.200800	1,104.60					
Management Incentive		0.00					
EAP		3.89					
Health Insurance		1,846.13					
Dental Insurance		155.99					
LTD & STD Insurance	0.008070	44.06					
Life Insurance	0.000213	20.93					
Holiday Pay		0.00					
Uniform Allowance		41.67					
Standby		0.00					
Retiree Medical		794.80					
Deferred Comp.		0.00					
Workers Comp.	0.046430	255.41					
Vision Insurance		23.69					
Medicare	0.014500	79.76					
	Total Benefits	\$4,370.92	80.06%	\$65.53	\$24.02	\$11.76	\$101.31
		Annual Salary + Benefits		<u>\$117,962.82</u>			

Step B		\$5,732.28 /Month		\$38.22 /Hour			
	Total Benefits	\$4,444.57	77.54%	\$67.85	\$24.87	\$12.18	\$104.90
		Annual Salary + Benefits		<u>\$122,122.16</u>			

Step C		\$6,018.89 /Month		\$40.13 /Hour			
	Total Benefits	\$4,521.90	75.13%	\$70.27	\$25.75	\$12.61	\$108.63
		Annual Salary + Benefits		<u>\$126,489.46</u>			

Step D		\$6,319.83 /Month		\$42.13 /Hour			
	Total Benefits	\$4,603.09	72.84%	\$72.82	\$26.69	\$13.07	\$112.58
		Annual Salary + Benefits		<u>\$131,075.14</u>			

Step E		\$6,635.83 /Month		\$44.24 /Hour			
	Total Benefits	\$4,688.35	70.65%	\$75.49	\$27.67	\$13.55	\$116.71
		Annual Salary + Benefits		<u>\$135,890.09</u>			



Police Sergeant
Department: Police

Step A		\$9,675.44 /Month		\$64.50 /Hour			
<u>Benefit</u>	<u>Multiplier</u>			<u>Hourly Rate & Benefits</u>	<u>Department Overhead</u>	<u>Citywide Overhead</u>	<u>Total Hourly Rate</u>
PERS - Employer	0.360800	3,723.90					
Management Incentive		0.00					
EAP		3.89					
Health Insurance		2,171.91					
Dental Insurance		155.99					
LTD & STD Insurance		34.00					
Life Insurance		7.86					
Holiday Pay	9.33	520.80					
Uniform Allowance		125.00					
Standby		0.00					
Retiree Medical		1,277.83					
Deferred Comp.		0.00					
Workers Comp.	0.046430	479.22			36.65%	17.95%	
Vision Insurance		23.69					
Medicare	0.014500	149.66					
	Total Benefits	\$8,673.75	89.65%	\$122.33	\$44.83	\$21.96	\$189.12
		Annual Salary + Benefits		<u>\$220,190.19</u>			
Step B		\$10,159.21 /Month		\$67.73 /Hour			
	Total Benefits	\$8,880.78	87.42%	\$126.93	\$46.52	\$22.78	\$196.23
		Annual Salary + Benefits		<u>\$228,479.80</u>			
Step C		\$10,667.17 /Month		\$71.11 /Hour			
	Total Benefits	\$9,133.86	85.63%	\$132.01	\$48.38	\$23.70	\$204.09
		Annual Salary + Benefits		<u>\$237,612.39</u>			
Step D		\$11,200.52 /Month		\$74.67 /Hour			
	Total Benefits	\$9,399.65	83.92%	\$137.33	\$50.33	\$24.65	\$212.31
		Annual Salary + Benefits		<u>\$247,202.03</u>			
Step E		\$11,760.55 /Month		\$78.40 /Hour			
	Total Benefits	\$9,678.68	82.30%	\$142.93	\$52.38	\$25.66	\$220.97
		Annual Salary + Benefits		<u>\$257,270.76</u>			



Police Sergeant/Special Assignment
Department: Police

Step A		\$10,159.21 /Month		\$67.73 /Hour			
<u>Benefit</u>	<u>Multiplier</u>				<u>Category</u>		
PERS - Employer	0.360800	3,907.84			Sworn Police		
Management Incentive		0.00					
EAP		3.89					
Health Insurance		2,171.91					
Dental Insurance		155.99					
LTD & STD Insurance		34.00					
Life Insurance		7.86					
Holiday Pay	9.33	546.83					
Uniform Allowance		125.00					
Standby		0.00					
Retiree Medical		1,277.83					
Deferred Comp.		0.00					
Workers Comp.	0.046430	502.89					
Vision Insurance		23.69					
Medicare	0.014500	157.05					
				Hourly Rate & Benefits	36.65% Department Overhead	17.95% Citywide Overhead	Total Hourly Rate
	Total Benefits	\$8,914.78	87.75%	\$127.16	\$46.60	\$22.83	\$196.59
	Annual Salary + Benefits			\$228,887.81			
Step B		\$10,667.17 /Month		\$71.11 /Hour			
	Total Benefits	\$9,133.86	85.63%	\$132.01	\$48.38	\$23.70	\$204.09
	Annual Salary + Benefits			\$237,612.37			
Step C		\$11,200.53 /Month		\$74.67 /Hour			
	Total Benefits	\$9,399.65	83.92%	\$137.33	\$50.33	\$24.65	\$212.31
	Annual Salary + Benefits			\$247,202.16			
Step D		\$11,760.55 /Month		\$78.40 /Hour			
	Total Benefits	\$9,678.67	82.30%	\$142.93	\$52.38	\$25.66	\$220.97
	Annual Salary + Benefits			\$257,270.64			
Step E		\$12,348.58 /Month		\$82.32 /Hour			
	Total Benefits	\$9,971.63	80.75%	\$148.80	\$54.54	\$26.71	\$230.05
	Annual Salary + Benefits			\$267,842.57			



Principal Planner
Department: Community Development

Step A		\$11,206.57 /Month		\$74.71 /Hour			
<u>Benefit</u>	<u>Multiplier</u>				<u>Category</u>		
PERS - Employer	0.200800	2,250.28			Non-Sworn Professionals / Supervisors		
Management Incentive		0.00					
EAP		3.89					
Health Insurance		1,846.13					
Dental Insurance		155.99					
LTD & STD Insurance	0.008070	90.44					
Life Insurance	0.000213	31.95					
Holiday Pay		0.00					
Uniform Allowance		0.00					
Standby		0.00					
Retiree Medical		794.80					
Deferred Comp.	2% + \$110	334.13					
Workers Comp.	0.046430	520.32					
Vision Insurance		23.69					
Medicare	0.014500	162.50					
				Hourly Rate & Benefits	121.73% Department Overhead	17.95% Citywide Overhead	Total Hourly Rate
	Total Benefits	\$6,214.11	55.45%	\$116.14	\$141.37	\$20.85	\$278.36
		Annual Salary + Benefits		<u>\$209,048.20</u>			
Step B		\$11,766.90 /Month		\$78.45 /Hour			
	Total Benefits	\$6,365.29	54.09%	\$120.88	\$147.15	\$21.70	\$289.73
		Annual Salary + Benefits		<u>\$217,586.27</u>			
Step C		\$12,355.24 /Month		\$82.37 /Hour			
	Total Benefits	\$6,524.03	52.80%	\$125.86	\$153.21	\$22.59	\$301.66
		Annual Salary + Benefits		<u>\$226,551.23</u>			
Step D		\$12,973.01 /Month		\$86.49 /Hour			
	Total Benefits	\$6,690.70	51.57%	\$131.09	\$159.58	\$23.53	\$314.20
		Annual Salary + Benefits		<u>\$235,964.44</u>			
Step E		\$13,621.66 /Month		\$90.81 /Hour			
	Total Benefits	\$6,865.70	50.40%	\$136.58	\$166.26	\$24.52	\$327.36
		Annual Salary + Benefits		<u>\$245,848.32</u>			



Project Manager/Economic Development
Department: Community Development

Step A		\$10,162.60 /Month		\$67.75 /Hour			
<u>Benefit</u>	<u>Multiplier</u>			<u>Category</u>			
PERS - Employer	0.200800	2,040.65		Non-Sworn Professionals / Supervisors			
Management Incentive		0.00					
EAP		3.89					
Health Insurance		1,846.13					
Dental Insurance		155.99					
LTD & STD Insurance	0.008070	82.01					
Life Insurance	0.000213	31.95					
Holiday Pay		0.00					
Uniform Allowance		0.00					
Standby		0.00					
Retiree Medical		794.80					
Deferred Comp.	2% + \$110	313.25					
Workers Comp.	0.046430	471.85					
Vision Insurance		23.69					
Medicare	0.014500	147.36					
				Hourly Rate & Benefits	121.73% Department Overhead	17.95% Citywide Overhead	Total Hourly Rate
	Total Benefits	\$5,911.57	58.17%	\$107.16	\$130.45	\$19.24	\$256.85
	Annual Salary + Benefits			\$192,890.10			
Step B		\$10,670.73 /Month		\$71.14 /Hour			
	Total Benefits	\$6,048.67	56.68%	\$111.46	\$135.68	\$20.01	\$267.15
	Annual Salary + Benefits			\$200,632.79			
Step C		\$11,204.27 /Month		\$74.70 /Hour			
	Total Benefits	\$6,192.61	55.27%	\$115.98	\$141.18	\$20.82	\$277.98
	Annual Salary + Benefits			\$208,762.60			
Step D		\$11,764.48 /Month		\$78.43 /Hour			
	Total Benefits	\$6,343.76	53.92%	\$120.72	\$146.95	\$21.67	\$289.34
	Annual Salary + Benefits			\$217,298.91			
Step E		\$12,352.71 /Month		\$82.35 /Hour			
	Total Benefits	\$6,502.46	52.64%	\$125.70	\$153.02	\$22.56	\$301.28
	Annual Salary + Benefits			\$226,262.04			



Project Services Specialist
Department: Finance and Information Systems

Step A		\$7,699.82 /Month		\$51.33 /Hour			
<u>Benefit</u>	<u>Multiplier</u>			<u>Hourly Rate & Benefits</u>	<u>31.28% Department Overhead</u>	<u>17.95% Citywide Overhead</u>	<u>Total Hourly Rate</u>
PERS - Employer	0.200800	1,546.12					
Management Incentive		0.00					
EAP		3.89					
Health Insurance		1,846.13					
Dental Insurance		155.99					
LTD & STD Insurance	0.008070	62.14					
Life Insurance	0.000213	29.52					
Holiday Pay		0.00					
Uniform Allowance		0.00					
Standby		0.00					
Retiree Medical		794.80					
Deferred Comp.		0.00					
Workers Comp.	0.046430	357.50					
Vision Insurance		23.69					
Medicare	0.014500	111.65					
	Total Benefits	\$4,931.43	64.05%	\$84.21	\$26.34	\$15.12	\$125.67
		Annual Salary + Benefits		<u>\$151,575.03</u>			
Step B		\$8,084.81 /Month		\$53.90 /Hour			
	Total Benefits	\$5,035.30	62.28%	\$87.47	\$27.36	\$15.70	\$130.53
		Annual Salary + Benefits		<u>\$157,441.37</u>			
Step C		\$8,489.05 /Month		\$56.59 /Hour			
	Total Benefits	\$5,144.37	60.60%	\$90.89	\$28.43	\$16.31	\$135.63
		Annual Salary + Benefits		<u>\$163,601.03</u>			
Step D		\$8,913.50 /Month		\$59.42 /Hour			
	Total Benefits	\$5,258.88	59.00%	\$94.48	\$29.55	\$16.96	\$140.99
		Annual Salary + Benefits		<u>\$170,068.67</u>			
Step E		\$9,359.18 /Month		\$62.39 /Hour			
	Total Benefits	\$5,379.13	57.47%	\$98.26	\$30.73	\$17.64	\$146.63
		Annual Salary + Benefits		<u>\$176,859.69</u>			



Project Services Specialist
Department: Public Works

Step A		\$7,699.82 /Month		\$51.33 /Hour			
<u>Benefit</u>	<u>Multiplier</u>				<u>Category</u>		
PERS - Employer	0.200800	1,546.12			Office Employees		
Management Incentive		0.00					
EAP		3.89					
Health Insurance		1,846.13					
Dental Insurance		155.99					
LTD & STD Insurance	0.008070	62.14					
Life Insurance	0.000213	29.52					
Holiday Pay		0.00					
Uniform Allowance		0.00					
Standby		0.00					
Retiree Medical		794.80					
Deferred Comp.		0.00					
Workers Comp.	0.046430	357.50					
Vision Insurance		23.69					
Medicare	0.014500	111.65					
				Hourly Rate & Benefits	145.10% Department Overhead	17.95% Citywide Overhead	Total Hourly Rate
	Total Benefits	\$4,931.43	64.05%	\$84.21	\$122.19	\$15.12	\$221.52
	Annual Salary + Benefits			<u>\$151,575.03</u>			
Step B		\$8,084.81 /Month		\$53.90 /Hour			
	Total Benefits	\$5,035.30	62.28%	\$87.47	\$126.92	\$15.70	\$230.09
	Annual Salary + Benefits			<u>\$157,441.37</u>			
Step C		\$8,489.05 /Month		\$56.59 /Hour			
	Total Benefits	\$5,144.37	60.60%	\$90.89	\$131.88	\$16.31	\$239.08
	Annual Salary + Benefits			<u>\$163,601.03</u>			
Step D		\$8,913.50 /Month		\$59.42 /Hour			
	Total Benefits	\$5,258.88	59.00%	\$94.48	\$137.09	\$16.96	\$248.53
	Annual Salary + Benefits			<u>\$170,068.67</u>			
Step E		\$9,359.18 /Month		\$62.39 /Hour			
	Total Benefits	\$5,379.13	57.47%	\$98.26	\$142.57	\$17.64	\$258.47
	Annual Salary + Benefits			<u>\$176,859.69</u>			



Property and Evidence Technician I
Department: Police

Step A		\$5,200.15 /Month		\$34.67 /Hour			
<u>Benefit</u>	<u>Multiplier</u>			<u>Category</u>			
PERS - Employer	0.200800	1,060.92		Office Employee - CSO & Evidence Technician I/II			
Management Incentive		0.00					
EAP		3.89					
Health Insurance		1,846.13					
Dental Insurance		155.99					
LTD & STD Insurance	0.008070	41.97					
Life Insurance	0.000213	19.94					
Holiday Pay		0.00					
Uniform Allowance		83.33					
Standby		0.00					
Retiree Medical		794.80					
Deferred Comp.		0.00					
Workers Comp.	0.046430	245.31					
Vision Insurance		23.69					
Medicare	0.014500	76.61					
				Hourly Rate & Benefits	36.65% Department Overhead	17.95% Citywide Overhead	Total Hourly Rate
	Total Benefits	\$4,352.58	83.70%	\$63.68	\$23.34	\$11.43	\$98.45
		Annual Salary + Benefits		<u>\$114,632.75</u>			
Step B		\$5,460.16 /Month		\$36.40 /Hour			
	Total Benefits	\$4,422.73	81.00%	\$65.89	\$24.15	\$11.83	\$101.87
		Annual Salary + Benefits		<u>\$118,594.64</u>			
Step C		\$5,733.16 /Month		\$38.22 /Hour			
	Total Benefits	\$4,496.39	78.43%	\$68.20	\$24.99	\$12.24	\$105.43
		Annual Salary + Benefits		<u>\$122,754.62</u>			
Step D		\$6,019.82 /Month		\$40.13 /Hour			
	Total Benefits	\$4,573.73	75.98%	\$70.62	\$25.88	\$12.68	\$109.18
		Annual Salary + Benefits		<u>\$127,122.61</u>			
Step E		\$6,320.81 /Month		\$42.14 /Hour			
	Total Benefits	\$4,654.94	73.64%	\$73.17	\$26.82	\$13.13	\$113.12
		Annual Salary + Benefits		<u>\$131,708.99</u>			



Property and Evidence Technician II
Department: Police

Step A		\$5,733.16 /Month		\$38.22 /Hour			
<u>Benefit</u>	<u>Multiplier</u>			<u>Category</u>			
PERS - Employer	0.200800	1,167.95		Office Employee - CSO & Evidence Technician I/II			
Management Incentive		0.00					
EAP		3.89					
Health Insurance		1,846.13					
Dental Insurance		155.99					
LTD & STD Insurance	0.008070	46.27					
Life Insurance	0.000213	21.98					
Holiday Pay		0.00					
Uniform Allowance		83.33					
Standby		0.00					
Retiree Medical		794.80					
Deferred Comp.		0.00					
Workers Comp.	0.046430	270.06					
Vision Insurance		23.69					
Medicare	0.014500	84.34					
				Hourly Rate & Benefits	36.65% Department Overhead	17.95% Citywide Overhead	Total Hourly Rate
	Total Benefits	\$4,498.43	78.46%	\$68.21	\$25.00	\$12.24	\$105.45
		Annual Salary + Benefits		<u>\$122,779.15</u>			
Step B		\$6,019.82 /Month		\$40.13 /Hour			
	Total Benefits	\$4,575.77	76.01%	\$70.64	\$25.89	\$12.68	\$109.21
		Annual Salary + Benefits		<u>\$127,147.13</u>			
Step C		\$6,320.81 /Month		\$42.14 /Hour			
	Total Benefits	\$4,656.98	73.68%	\$73.19	\$26.82	\$13.14	\$113.15
		Annual Salary + Benefits		<u>\$131,733.51</u>			
Step D		\$6,636.85 /Month		\$44.25 /Hour			
	Total Benefits	\$4,742.25	71.45%	\$75.86	\$27.80	\$13.62	\$117.28
		Annual Salary + Benefits		<u>\$136,549.21</u>			
Step E		\$6,968.70 /Month		\$46.46 /Hour			
	Total Benefits	\$4,831.78	69.34%	\$78.67	\$28.83	\$14.12	\$121.62
		Annual Salary + Benefits		<u>\$141,605.70</u>			



Public Information Officer
Department: City Manager

Step A		\$8,825.25 /Month		\$58.84 /Hour			
<u>Benefit</u>	<u>Multiplier</u>			<u>Category</u>			
PERS - Employer	0.200800	1,772.11		Non-Sworn Professionals / Supervisors			
Management Incentive		0.00					
EAP		3.89					
Health Insurance		1,846.13					
Dental Insurance		155.99					
LTD & STD Insurance	0.008070	71.22					
Life Insurance	0.000213	31.95					
Holiday Pay		0.00					
Uniform Allowance		0.00					
Standby		0.00					
Retiree Medical		794.80					
Deferred Comp.	2% + \$110	286.51					
Workers Comp.	0.046430	409.76					
Vision Insurance		23.69					
Medicare	0.014500	127.97					
				Hourly Rate & Benefits	51.59% Department Overhead	17.95% Citywide Overhead	Total Hourly Rate
	Total Benefits	\$5,524.01	62.59%	\$95.66	\$49.35	\$17.17	\$162.18
	Annual Salary + Benefits			<u>\$172,191.13</u>			
Step B		\$9,266.51 /Month		\$61.78 /Hour			
	Total Benefits	\$5,643.06	60.90%	\$99.40	\$51.28	\$17.84	\$168.52
	Annual Salary + Benefits			<u>\$178,914.86</u>			
Step C		\$9,729.85 /Month		\$64.87 /Hour			
	Total Benefits	\$5,768.07	59.28%	\$103.32	\$53.30	\$18.55	\$175.17
	Annual Salary + Benefits			<u>\$185,974.97</u>			
Step D		10,216.33 /Month		\$68.11 /Hour			
	Total Benefits	\$5,899.32	57.74%	\$107.44	\$55.43	\$19.29	\$182.16
	Annual Salary + Benefits			<u>\$193,387.80</u>			
Step E		\$10,727.15 /Month		\$71.51 /Hour			
	Total Benefits	\$6,037.14	56.28%	\$111.76	\$57.66	\$20.06	\$189.48
	Annual Salary + Benefits			<u>\$201,171.46</u>			



Purchasing Assistant
Department: Public Works

Step A		\$6,619.98 /Month		\$44.13 /Hour			
<u>Benefit</u>	<u>Multiplier</u>			<u>Hourly Rate & Benefits</u>	<u>Department Overhead</u>	<u>Citywide Overhead</u>	<u>Total Hourly Rate</u>
PERS - Employer	0.200800	1,329.29					
Management Incentive		0.00					
EAP		3.89					
Health Insurance		1,846.13					
Dental Insurance		155.99					
LTD & STD Insurance	0.008070	53.42					
Life Insurance	0.000213	25.38					
Holiday Pay		0.00					
Uniform Allowance		0.00					
Standby		0.00					
Retiree Medical		794.80					
Deferred Comp.		0.00					
Workers Comp.	0.046430	307.37					
Vision Insurance		23.69					
Medicare	0.014500	95.99					
					145.10%	17.95%	
					Department	Citywide	
					Overhead	Overhead	
							Total Hourly
							Rate
	Total Benefits	\$4,635.95	70.03%	\$75.04	\$108.88	\$13.47	\$197.39
				Annual Salary + Benefits			
				<u>\$135,071.23</u>			
Step B							
		\$6,950.98 /Month		\$46.34 /Hour			
	Total Benefits	\$4,725.26	67.98%	\$77.84	\$112.95	\$13.97	\$204.76
				Annual Salary + Benefits			
				<u>\$140,114.86</u>			
Step C							
		\$7,298.53 /Month		\$48.66 /Hour			
	Total Benefits	\$4,819.02	66.03%	\$80.78	\$117.22	\$14.50	\$212.50
				Annual Salary + Benefits			
				<u>\$145,410.68</u>			
Step D							
		\$7,663.46 /Month		\$51.09 /Hour			
	Total Benefits	\$4,917.48	64.17%	\$83.87	\$121.70	\$15.06	\$220.63
				Annual Salary + Benefits			
				<u>\$150,971.28</u>			
Step E							
		\$8,046.63 /Month		\$53.64 /Hour			
	Total Benefits	\$5,020.86	62.40%	\$87.12	\$126.41	\$15.64	\$229.17
				Annual Salary + Benefits			
				<u>\$156,809.92</u>			

Purchasing Manager
Department: Finance and Information Systems

Step A		\$7,959.42 /Month		\$53.06 /Hour			
Benefit	Multiplier			Category			
PERS - Employer	0.200800	1,598.25		Non-Sworn Managers / Confidential			
Management Incentive		0.00					
EAP		3.89					
Health Insurance		1,846.13					
Dental Insurance		155.99					
LTD & STD Insurance	0.008070	64.23					
Life Insurance	0.000213	30.52					
Holiday Pay		0.00					
Uniform Allowance		0.00					
Standby		0.00					
Retiree Medical		794.80					
Deferred Comp.	3% + \$110	348.78					
Workers Comp.	0.046430	369.56					
Vision Insurance		23.69					
Medicare	0.014500	<u>115.41</u>					
				Hourly Rate & Benefits	31.28% Department Overhead	17.95% Citywide Overhead	Total Hourly Rate
	Total Benefits	\$5,351.25	67.23%	\$88.74	\$27.76	\$15.93	\$132.43
		Annual Salary + Benefits		<u>\$159,728.03</u>			

Step B		\$8,357.39 /Month		\$55.72 /Hour			
	Total Benefits	\$5,458.62	65.31%	\$92.11	\$28.81	\$16.53	\$137.45
		Annual Salary + Benefits		<u>\$165,792.15</u>			

Step C		\$8,775.26 /Month		\$58.50 /Hour			
	Total Benefits	\$5,571.36	63.49%	\$95.64	\$29.92	\$17.17	\$142.73
		Annual Salary + Benefits		<u>\$172,159.48</u>			

Step D		\$9,214.02 /Month		\$61.43 /Hour			
	Total Benefits	\$5,689.74	61.75%	\$99.36	\$31.08	\$17.83	\$148.27
		Annual Salary + Benefits		<u>\$178,845.18</u>			

Step E		\$9,674.72 /Month		\$64.50 /Hour			
	Total Benefits	\$5,814.04	60.10%	\$103.26	\$32.30	\$18.53	\$154.09
		Annual Salary + Benefits		<u>\$185,865.15</u>			



**Records Manager
Department: City Manager**

Step A		\$7,285.53 /Month		\$48.57 /Hour			
Benefit	Multiplier			Hourly Rate & Benefits	51.59% Department Overhead	17.95% Citywide Overhead	Total Hourly Rate
PERS - Employer	0.200800	1,462.93					Non-Sworn Managers / Confidential
Management Incentive		0.00					
EAP		3.89					
Health Insurance		1,846.13					
Dental Insurance		155.99					
LTD & STD Insurance	0.008070	58.79					
Life Insurance	0.000213	27.93					
Holiday Pay		0.00					
Uniform Allowance		0.00					
Standby		0.00					
Retiree Medical		794.80					
Deferred Comp.	3% + \$110	328.57					
Workers Comp.	0.046430	338.27					
Vision Insurance		23.69					
Medicare	0.014500	105.64					
Total Benefits		\$5,146.63	70.64%	\$82.88	\$42.76	\$14.88	\$140.52
Annual Salary + Benefits				<u>\$149,185.95</u>			
Step B		\$7,649.80 /Month		\$51.00 /Hour			
Total Benefits		\$5,244.92	68.56%	\$85.96	\$44.35	\$15.43	\$145.74
Annual Salary + Benefits				<u>\$154,736.65</u>			
Step C		\$8,032.30 /Month		\$53.55 /Hour			
Total Benefits		\$5,348.11	66.58%	\$89.20	\$46.02	\$16.01	\$151.23
Annual Salary + Benefits				<u>\$160,564.88</u>			
Step D		\$8,433.91 /Month		\$56.23 /Hour			
Total Benefits		\$5,456.47	64.70%	\$92.60	\$47.77	\$16.62	\$156.99
Annual Salary + Benefits				<u>\$166,684.53</u>			
Step E		\$8,855.61 /Month		\$59.04 /Hour			
Total Benefits		\$5,570.24	62.90%	\$96.17	\$49.62	\$17.26	\$163.05
Annual Salary + Benefits				<u>\$173,110.16</u>			



Records Supervisor
Department: Police

Step A		\$6,905.01 /Month		\$46.03 /Hour			
<u>Benefit</u>	<u>Multiplier</u>			<u>Hourly Rate & Benefits</u>	<u>36.65% Department Overhead</u>	<u>17.95% Citywide Overhead</u>	<u>Total Hourly Rate</u>
PERS - Employer	0.200800	1,386.53					
Management Incentive		0.00					
EAP		3.89					
Health Insurance		1,846.13					
Dental Insurance		155.99					
LTD & STD Insurance	0.008070	55.72					
Life Insurance	0.000213	26.47					
Holiday Pay		0.00					
Uniform Allowance		0.00					
Standby		0.00					
Retiree Medical		794.80					
Deferred Comp.		0.00					
Workers Comp.	0.046430	320.60					
Vision Insurance		23.69					
Medicare	0.014500	100.12					
Total Benefits		\$4,713.95	68.27%	\$77.46	\$28.39	\$13.90	\$119.75
Annual Salary + Benefits				<u>\$139,427.52</u>			
Step B		\$7,250.26 /Month		\$48.34 /Hour			
Total Benefits		\$4,807.10	66.30%	\$80.38	\$29.46	\$14.43	\$124.27
Annual Salary + Benefits				<u>\$144,688.31</u>			
Step C		\$7,612.78 /Month		\$50.75 /Hour			
Total Benefits		\$4,904.90	64.43%	\$83.45	\$30.58	\$14.98	\$129.01
Annual Salary + Benefits				<u>\$150,212.14</u>			
Step D		\$7,993.42 /Month		\$53.29 /Hour			
Total Benefits		\$5,007.60	62.65%	\$86.67	\$31.77	\$15.56	\$134.00
Annual Salary + Benefits				<u>\$156,012.16</u>			
Step E		\$8,393.09 /Month		\$55.95 /Hour			
Total Benefits		\$5,115.43	60.95%	\$90.06	\$33.01	\$16.17	\$139.24
Annual Salary + Benefits				<u>\$162,102.19</u>			



Recreation Coordinator
Department: Parks and Recreation

Step A		\$6,556.63 /Month		\$43.71 /Hour			
<u>Benefit</u>	<u>Multiplier</u>				<u>Category</u>		
PERS - Employer	0.200800	1,316.57			Office Employees		
Management Incentive		0.00					
EAP		3.89					
Health Insurance		1,846.13					
Dental Insurance		155.99					
LTD & STD Insurance	0.008070	52.91					
Life Insurance	0.000213	25.14					
Holiday Pay		0.00					
Uniform Allowance		0.00					
Standby		0.00					
Retiree Medical		794.80					
Deferred Comp.		0.00					
Workers Comp.	0.046430	304.42					
Vision Insurance		23.69					
Medicare	0.014500	95.07					
				Hourly Rate & Benefits	98.86% Department Overhead	17.95% Citywide Overhead	Total Hourly Rate
	Total Benefits	\$4,618.62	70.44%	\$74.50	\$73.65	\$13.37	\$161.52
	Annual Salary + Benefits			<u>\$134,103.02</u>			
Step B		\$6,884.47 /Month		\$45.90 /Hour			
	Total Benefits	\$4,707.07	68.37%	\$77.28	\$76.40	\$13.87	\$167.55
	Annual Salary + Benefits			<u>\$139,098.39</u>			
Step C		\$7,228.69 /Month		\$48.19 /Hour			
	Total Benefits	\$4,799.94	66.40%	\$80.19	\$79.28	\$14.39	\$173.86
	Annual Salary + Benefits			<u>\$144,343.52</u>			
Step D		\$7,590.12 /Month		\$50.60 /Hour			
	Total Benefits	\$4,897.45	64.52%	\$83.25	\$82.30	\$14.94	\$180.49
	Annual Salary + Benefits			<u>\$149,850.92</u>			
Step E		\$7,969.63 /Month		\$53.13 /Hour			
	Total Benefits	\$4,999.84	62.74%	\$86.46	\$85.48	\$15.52	\$187.46
	Annual Salary + Benefits			<u>\$155,633.68</u>			



Recreation Manager
Department: Parks and Recreation

Step A		\$9,044.32 /Month		\$60.30 /Hour			
<u>Benefit</u>	<u>Multiplier</u>			<u>Category</u>			
PERS - Employer	0.200800	1,816.10		Non-Sworn Managers / Confidential			
Management Incentive		0.00					
EAP		3.89					
Health Insurance		1,846.13					
Dental Insurance		155.99					
LTD & STD Insurance	0.008070	72.99					
Life Insurance	0.000213	31.95					
Holiday Pay		0.00					
Uniform Allowance		0.00					
Standby		0.00					
Retiree Medical		794.80					
Deferred Comp.	3% + \$110	381.33					
Workers Comp.	0.046430	419.93					
Vision Insurance		23.69					
Medicare	0.014500	131.14					
				Hourly Rate & Benefits	98.86% Department Overhead	17.95% Citywide Overhead	Total Hourly Rate
	Total Benefits	\$5,677.94	62.78%	\$98.15	\$97.03	\$17.62	\$212.80
	Annual Salary + Benefits			\$176,667.09			
Step B		\$9,496.54 /Month		\$63.31 /Hour			
	Total Benefits	\$5,799.95	61.07%	\$101.98	\$100.81	\$18.30	\$221.09
	Annual Salary + Benefits			\$183,557.77			
Step C		\$9,971.36 /Month		\$66.48 /Hour			
	Total Benefits	\$5,928.05	59.45%	\$106.00	\$104.79	\$19.03	\$229.82
	Annual Salary + Benefits			\$190,792.99			
Step D		\$10,469.93 /Month		\$69.80 /Hour			
	Total Benefits	\$6,062.57	57.90%	\$110.22	\$108.96	\$19.78	\$238.96
	Annual Salary + Benefits			\$198,389.98			
Step E		\$10,993.43 /Month		\$73.29 /Hour			
	Total Benefits	\$6,203.81	56.43%	\$114.65	\$113.34	\$20.58	\$248.57
	Annual Salary + Benefits			\$206,366.81			



Recreation Supervisor
Department: Parks and Recreation

Step A		\$7,537.98 /Month		\$50.25 /Hour			
<u>Benefit</u>	<u>Multiplier</u>			<u>Category</u>			
PERS - Employer	0.200800	1,513.63		Non-Sworn Professionals / Supervisors			
Management Incentive		0.00					
EAP		3.89					
Health Insurance		1,846.13					
Dental Insurance		155.99					
LTD & STD Insurance	0.008070	60.83					
Life Insurance	0.000213	28.90					
Holiday Pay		0.00					
Uniform Allowance		0.00					
Standby		0.00					
Retiree Medical		794.80					
Deferred Comp.	2% + \$110	260.76					
Workers Comp.	0.046430	349.99					
Vision Insurance		23.69					
Medicare	0.014500	109.30					
				Hourly Rate & Benefits	98.86% Department Overhead	17.95% Citywide Overhead	Total Hourly Rate
	Total Benefits	\$5,147.91	68.29%	\$84.57	\$83.61	\$15.18	\$183.36
	Annual Salary + Benefits			<u>\$152,230.59</u>			
Step B		\$7,914.88 /Month		\$52.77 /Hour			
	Total Benefits	\$5,249.59	66.33%	\$87.76	\$86.76	\$15.75	\$190.27
	Annual Salary + Benefits			<u>\$157,973.63</u>			
Step C		\$8,310.62 /Month		\$55.40 /Hour			
	Total Benefits	\$5,356.37	64.45%	\$91.11	\$90.07	\$16.35	\$197.53
	Annual Salary + Benefits			<u>\$164,003.81</u>			
Step D		\$8,726.15 /Month		\$58.17 /Hour			
	Total Benefits	\$5,468.48	62.67%	\$94.63	\$93.55	\$16.99	\$205.17
	Annual Salary + Benefits			<u>\$170,335.51</u>			
Step E		\$9,162.46 /Month		\$61.08 /Hour			
	Total Benefits	\$5,586.19	60.97%	\$98.32	\$97.20	\$17.65	\$213.17
	Annual Salary + Benefits			<u>\$176,983.79</u>			



Regulatory Compliance Supervisor
Department: Public Works

Step A		\$8,839.86 /Month		\$58.93 /Hour			
<u>Benefit</u>	<u>Multiplier</u>			<u>Category</u>			
PERS - Employer	0.200800	1,775.04		Non-Sworn Professionals / Supervisors			
Management Incentive		0.00					
EAP		3.89					
Health Insurance		1,846.13					
Dental Insurance		155.99					
LTD & STD Insurance	0.008070	71.34					
Life Insurance	0.000213	31.95					
Holiday Pay		0.00					
Uniform Allowance		0.00					
Standby		0.00					
Retiree Medical		794.80					
Deferred Comp.	2% + \$110	286.80					
Workers Comp.	0.046430	410.43					
Vision Insurance		23.69					
Medicare	0.014500	128.18					
				Hourly Rate & Benefits	145.10% Department Overhead	17.95% Citywide Overhead	Total Hourly Rate
	Total Benefits	\$5,528.24	62.54%	\$95.79	\$138.99	\$17.19	\$251.97
		Annual Salary + Benefits		<u>\$172,417.19</u>			
Step B		\$9,281.85 /Month		\$61.88 /Hour			
	Total Benefits	\$5,647.49	60.84%	\$99.53	\$144.42	\$17.87	\$261.82
		Annual Salary + Benefits		<u>\$179,152.10</u>			
Step C		\$9,745.94 /Month		\$64.97 /Hour			
	Total Benefits	\$5,772.70	59.23%	\$103.46	\$150.12	\$18.57	\$272.15
		Annual Salary + Benefits		<u>\$186,223.75</u>			
Step D		\$10,233.24 /Month		\$68.22 /Hour			
	Total Benefits	\$5,904.18	57.70%	\$107.58	\$156.10	\$19.31	\$282.99
		Annual Salary + Benefits		<u>\$193,648.99</u>			
Step E		\$10,744.90 /Month		\$71.63 /Hour			
	Total Benefits	\$6,042.22	56.23%	\$111.91	\$162.39	\$20.09	\$294.39
		Annual Salary + Benefits		<u>\$201,445.49</u>			



Right-of-Way Specialist
Department: Public Works

Step A		\$7,983.53 /Month		\$53.22 /Hour			
<u>Benefit</u>	<u>Multiplier</u>				<u>Category</u>		
PERS - Employer	0.200800	1,603.09			Office Employees		
Management Incentive		0.00					
EAP		3.89					
Health Insurance		1,846.13					
Dental Insurance		155.99					
LTD & STD Insurance	0.008070	64.43					
Life Insurance	0.000213	30.61					
Holiday Pay		0.00					
Uniform Allowance		0.00					
Standby		0.00					
Retiree Medical		794.80					
Deferred Comp.		0.00					
Workers Comp.	0.046430	370.68					
Vision Insurance		23.69					
Medicare	0.014500	115.76					
				Hourly Rate & Benefits	145.10% Department Overhead	17.95% Citywide Overhead	Total Hourly Rate
	Total Benefits	\$5,009.07	62.74%	\$86.62	\$125.68	\$15.55	\$227.85
	Annual Salary + Benefits			<u>\$155,911.15</u>			
Step B		\$8,382.71 /Month		\$55.88 /Hour			
	Total Benefits	\$5,116.76	61.04%	\$90.00	\$130.58	\$16.15	\$236.73
	Annual Salary + Benefits			<u>\$161,993.64</u>			
Step C		\$8,801.84 /Month		\$58.68 /Hour			
	Total Benefits	\$5,229.85	59.42%	\$93.54	\$135.73	\$16.79	\$246.06
	Annual Salary + Benefits			<u>\$168,380.26</u>			
Step D		\$9,241.93 /Month		\$61.61 /Hour			
	Total Benefits	\$5,348.58	57.87%	\$97.27	\$141.14	\$17.46	\$255.87
	Annual Salary + Benefits			<u>\$175,086.21</u>			
Step E		\$9,704.03 /Month		\$64.69 /Hour			
	Total Benefits	\$5,473.26	56.40%	\$101.18	\$146.81	\$18.16	\$266.15
	Annual Salary + Benefits			<u>\$182,127.45</u>			



Safety/Special Projects Coordinator
Department: Human Resources

Step A		\$7,357.70 /Month		\$49.05 /Hour			
<u>Benefit</u>	<u>Multiplier</u>				<u>Category</u>		
PERS - Employer	0.200800	1,477.43			Office Employees		
Management Incentive		0.00					
EAP		3.89					
Health Insurance		1,846.13					
Dental Insurance		155.99					
LTD & STD Insurance	0.008070	59.38					
Life Insurance	0.000213	28.21					
Holiday Pay		0.00					
Uniform Allowance		0.00					
Standby		0.00					
Retiree Medical		794.80					
Deferred Comp.		0.00					
Workers Comp.	0.046430	341.62					
Vision Insurance		23.69					
Medicare	0.014500	106.69					
				Hourly Rate & Benefits	39.52% Department Overhead	17.95% Citywide Overhead	Total Hourly Rate
	Total Benefits	\$4,837.82	65.75%	\$81.30	\$32.13	\$14.59	\$128.02
		Annual Salary + Benefits		<u>\$146,346.18</u>			
Step B		\$7,725.58 /Month		\$51.50 /Hour			
	Total Benefits	\$4,937.07	63.91%	\$84.42	\$33.36	\$15.15	\$132.93
		Annual Salary + Benefits		<u>\$151,951.86</u>			
Step C		\$8,111.86 /Month		\$54.08 /Hour			
	Total Benefits	\$5,041.29	62.15%	\$87.69	\$34.65	\$15.74	\$138.08
		Annual Salary + Benefits		<u>\$157,837.83</u>			
Step D		\$8,517.46 /Month		\$56.78 /Hour			
	Total Benefits	\$5,150.72	60.47%	\$91.12	\$36.01	\$16.36	\$143.49
		Annual Salary + Benefits		<u>\$164,018.10</u>			
Step E		\$8,943.33 /Month		\$59.62 /Hour			
	Total Benefits	\$5,265.62	58.88%	\$94.73	\$37.44	\$17.00	\$149.17
		Annual Salary + Benefits		<u>\$170,507.38</u>			



Senior Accountant
Department: Finance and Information Systems

Step A		\$8,812.98 /Month		\$58.75 /Hour			
<u>Benefit</u>	<u>Multiplier</u>			<u>Category</u>			
PERS - Employer	0.200800	1,769.65		Non-Sworn Professionals / Supervisors			
Management Incentive		0.00					
EAP		3.89					
Health Insurance		1,846.13					
Dental Insurance		155.99					
LTD & STD Insurance	0.008070	71.12					
Life Insurance	0.000213	31.95					
Holiday Pay		0.00					
Uniform Allowance		0.00					
Standby		0.00					
Retiree Medical		794.80					
Deferred Comp.	2% + \$110	286.26					
Workers Comp.	0.046430	409.19					
Vision Insurance		23.69					
Medicare	0.014500	127.79					
				Hourly Rate & Benefits	31.28% Department Overhead	17.95% Citywide Overhead	Total Hourly Rate
	Total Benefits	\$5,520.45	62.64%	\$95.56	\$29.89	\$17.15	\$142.60
	Annual Salary + Benefits			\$172,001.12			
Step B		\$9,253.63 /Month		\$61.69 /Hour			
	Total Benefits	\$5,639.34	60.94%	\$99.29	\$31.06	\$17.82	\$148.17
	Annual Salary + Benefits			\$178,715.55			
Step C		\$9,716.31 /Month		\$64.78 /Hour			
	Total Benefits	\$5,764.17	59.32%	\$103.20	\$32.28	\$18.52	\$154.00
	Annual Salary + Benefits			\$185,765.71			
Step D		\$10,202.12 /Month		\$68.01 /Hour			
	Total Benefits	\$5,895.24	57.78%	\$107.32	\$33.57	\$19.26	\$160.15
	Annual Salary + Benefits			\$193,168.36			
Step E		\$10,712.23 /Month		\$71.41 /Hour			
	Total Benefits	\$6,032.87	56.32%	\$111.63	\$34.92	\$20.04	\$166.59
	Annual Salary + Benefits			\$200,941.16			



Senior Analyst
Department: City Manager

Step A		\$10,164.69 /Month		\$67.76 /Hour			
<u>Benefit</u>	<u>Multiplier</u>			<u>Category</u>			
PERS - Employer	0.200800	2,041.07		Non-Sworn Professionals / Supervisors			
Management Incentive		0.00					
EAP		3.89					
Health Insurance		1,846.13					
Dental Insurance		155.99					
LTD & STD Insurance	0.008070	82.03					
Life Insurance	0.000213	31.95					
Holiday Pay		0.00					
Uniform Allowance		0.00					
Standby		0.00					
Retiree Medical		794.80					
Deferred Comp.	2% + \$110	313.29					
Workers Comp.	0.046430	471.95					
Vision Insurance		23.69					
Medicare	0.014500	147.39					
				Hourly Rate & Benefits	51.59% Department Overhead	17.95% Citywide Overhead	Total Hourly Rate
	Total Benefits	\$5,912.18	58.16%	\$107.18	\$55.29	\$19.24	\$181.71
	Annual Salary + Benefits			<u>\$192,922.39</u>			
Step B		\$10,672.92 /Month		\$71.15 /Hour			
	Total Benefits	\$6,049.30	56.68%	\$111.48	\$57.51	\$20.01	\$189.00
	Annual Salary + Benefits			<u>\$200,666.67</u>			
Step C		\$11,206.57 /Month		\$74.71 /Hour			
	Total Benefits	\$6,193.28	55.26%	\$116.00	\$59.84	\$20.82	\$196.66
	Annual Salary + Benefits			<u>\$208,798.15</u>			
Step D		\$11,766.90 /Month		\$78.45 /Hour			
	Total Benefits	\$6,344.45	53.92%	\$120.74	\$62.29	\$21.67	\$204.70
	Annual Salary + Benefits			<u>\$217,336.22</u>			
Step E		\$12,355.24 /Month		\$82.37 /Hour			
	Total Benefits	\$6,503.19	52.64%	\$125.72	\$64.86	\$22.57	\$213.15
	Annual Salary + Benefits			<u>\$226,301.18</u>			



Senior Analyst
Department: Community Development

Step A		\$10,164.69 /Month		\$67.76 /Hour			
<u>Benefit</u>	<u>Multiplier</u>			<u>Category</u>			
PERS - Employer	0.200800	2,041.07		Non-Sworn Professionals / Supervisors			
Management Incentive		0.00					
EAP		3.89					
Health Insurance		1,846.13					
Dental Insurance		155.99					
LTD & STD Insurance	0.008070	82.03					
Life Insurance	0.000213	31.95					
Holiday Pay		0.00					
Uniform Allowance		0.00					
Standby		0.00					
Retiree Medical		794.80					
Deferred Comp.	2% + \$110	313.29					
Workers Comp.	0.046430	471.95					
Vision Insurance		23.69					
Medicare	0.014500	147.39					
				Hourly Rate & Benefits	121.73% Department Overhead	17.95% Citywide Overhead	Total Hourly Rate
	Total Benefits	\$5,912.18	58.16%	\$107.18	\$130.47	\$19.24	\$256.89
	Annual Salary + Benefits			\$192,922.39			
Step B		\$10,672.92 /Month		\$71.15 /Hour			
	Total Benefits	\$6,049.30	56.68%	\$111.48	\$135.71	\$20.01	\$267.20
	Annual Salary + Benefits			\$200,666.67			
Step C		\$11,206.57 /Month		\$74.71 /Hour			
	Total Benefits	\$6,193.28	55.26%	\$116.00	\$141.21	\$20.82	\$278.03
	Annual Salary + Benefits			\$208,798.15			
Step D		\$11,766.90 /Month		\$78.45 /Hour			
	Total Benefits	\$6,344.45	53.92%	\$120.74	\$146.98	\$21.67	\$289.39
	Annual Salary + Benefits			\$217,336.22			
Step E		\$12,355.24 /Month		\$82.37 /Hour			
	Total Benefits	\$6,503.19	52.64%	\$125.72	\$153.04	\$22.57	\$301.33
	Annual Salary + Benefits			\$226,301.18			

Senior Analyst Department: Public Works

Step A		\$10,164.69 /Month		\$67.76 /Hour							
<u>Benefit</u>	<u>Multiplier</u>			<u>Category</u>							
PERS - Employer	0.200800	2,041.07		Non-Sworn Professionals / Supervisors							
Management Incentive		0.00									
EAP		3.89									
Health Insurance		1,846.13									
Dental Insurance		155.99									
LTD & STD Insurance	0.008070	82.03									
Life Insurance	0.000213	31.95									
Holiday Pay		0.00									
Uniform Allowance		0.00									
Standby		0.00									
Retiree Medical		794.80									
Deferred Comp.	2% + \$110	313.29									
Workers Comp.	0.046430	471.95									
Vision Insurance		23.69									
Medicare	0.014500	147.39									
								Hourly Rate & Benefits	145.10% Department Overhead	17.95% Citywide Overhead	Total Hourly Rate
Total Benefits		\$5,912.18	58.16%					\$107.18	\$155.52	\$19.24	\$281.94
		Annual Salary + Benefits						<u>\$192,922.39</u>			
Step B		\$10,672.92 /Month		\$71.15 /Hour							
Total Benefits		\$6,049.30	56.68%	\$111.48	\$161.76	\$20.01	\$293.25				
		Annual Salary + Benefits		<u>\$200,666.67</u>							
Step C		\$11,206.57 /Month		\$74.71 /Hour							
Total Benefits		\$6,193.28	55.26%	\$116.00	\$168.31	\$20.82	\$305.13				
		Annual Salary + Benefits		<u>\$208,798.15</u>							
Step D		\$11,766.90 /Month		\$78.45 /Hour							
Total Benefits		\$6,344.45	53.92%	\$120.74	\$175.20	\$21.67	\$317.61				
		Annual Salary + Benefits		<u>\$217,336.22</u>							
Step E		\$12,355.24 /Month		\$82.37 /Hour							
Total Benefits		\$6,503.19	52.64%	\$125.72	\$182.42	\$22.57	\$330.71				
		Annual Salary + Benefits		<u>\$226,301.18</u>							



Senior Associate Engineer
Department: Public Works

Step A		\$10,051.95 /Month		\$67.01 /Hour			
<u>Benefit</u>	<u>Multiplier</u>			<u>Category</u>			
PERS - Employer	0.200800	2,018.43		Non-Sworn Professionals / Supervisors			
Management Incentive		0.00					
EAP		3.89					
Health Insurance		1,846.13					
Dental Insurance		155.99					
LTD & STD Insurance	0.008070	81.12					
Life Insurance	0.000213	31.95					
Holiday Pay		0.00					
Uniform Allowance		0.00					
Standby		0.00					
Retiree Medical		794.80					
Deferred Comp.	2% + \$110	311.04					
Workers Comp.	0.046430	466.71					
Vision Insurance		23.69					
Medicare	0.014500	145.75					
				Hourly Rate & Benefits	145.10% Department Overhead	17.95% Citywide Overhead	Total Hourly Rate
	Total Benefits	\$5,879.50	58.49%	\$106.21	\$154.11	\$19.06	\$279.38
		Annual Salary + Benefits		\$191,177.45			
<hr/>							
Step B		\$10,554.55 /Month		\$70.36 /Hour			
	Total Benefits	\$6,015.11	56.99%	\$110.46	\$160.28	\$19.83	\$290.57
		Annual Salary + Benefits		\$198,835.82			
<hr/>							
Step C		\$11,082.27 /Month		\$73.88 /Hour			
	Total Benefits	\$6,157.49	55.56%	\$114.93	\$166.77	\$20.63	\$302.33
		Annual Salary + Benefits		\$206,877.12			
<hr/>							
Step D		\$11,636.39 /Month		\$77.58 /Hour			
	Total Benefits	\$6,306.99	54.20%	\$119.62	\$173.57	\$21.47	\$314.66
		Annual Salary + Benefits		\$215,320.48			
<hr/>							
Step E		\$12,218.21 /Month		\$81.45 /Hour			
	Total Benefits	\$6,463.96	52.90%	\$124.55	\$180.72	\$22.36	\$327.63
		Annual Salary + Benefits		\$224,186.02			



Senior Building Inspector
Department: Community Development

Step A		\$8,868.04 /Month		\$59.12 /Hour			
<u>Benefit</u>	<u>Multiplier</u>				<u>Category</u>		
PERS - Employer	0.200800	1,780.70			Office Employees		
Management Incentive		0.00					
EAP		3.89					
Health Insurance		1,846.13					
Dental Insurance		155.99					
LTD & STD Insurance	0.008070	71.57					
Life Insurance	0.000213	31.95					
Holiday Pay		0.00					
Uniform Allowance		0.00					
Standby		0.00					
Retiree Medical		794.80					
Deferred Comp.		0.00					
Workers Comp.	0.046430	411.74					
Vision Insurance		23.69					
Medicare	0.014500	128.59					
				Hourly Rate & Benefits	121.73% Department Overhead	17.95% Citywide Overhead	Total Hourly Rate
	Total Benefits	\$5,249.05	59.19%	\$94.11	\$114.56	\$16.89	\$225.56
	Annual Salary + Benefits			<u>\$169,405.04</u>			
Step B		\$9,311.44 /Month		\$62.08 /Hour			
	Total Benefits	\$5,368.68	57.66%	\$97.87	\$119.13	\$17.57	\$234.57
	Annual Salary + Benefits			<u>\$176,161.43</u>			
Step C		\$9,777.01 /Month		\$65.18 /Hour			
	Total Benefits	\$5,494.29	56.20%	\$101.81	\$123.93	\$18.27	\$244.01
	Annual Salary + Benefits			<u>\$183,255.63</u>			
Step D		\$10,265.86 /Month		\$68.44 /Hour			
	Total Benefits	\$5,626.18	54.80%	\$105.95	\$128.97	\$19.02	\$253.94
	Annual Salary + Benefits			<u>\$190,704.54</u>			
Step E		\$10,779.16 /Month		\$71.86 /Hour			
	Total Benefits	\$5,764.67	53.48%	\$110.29	\$134.26	\$19.80	\$264.35
	Annual Salary + Benefits			<u>\$198,525.90</u>			



Senior Code Enforcement Officer
Department: Community Development

Step A		\$8,311.05 /Month		\$55.41 /Hour			
<u>Benefit</u>	<u>Multiplier</u>			<u>Hourly Rate & Benefits</u>	<u>121.73% Department Overhead</u>	<u>17.95% Citywide Overhead</u>	<u>Total Hourly Rate</u>
PERS - Employer	0.200800	1,668.86					
Management Incentive		0.00					
EAP		3.89					
Health Insurance		1,846.13					
Dental Insurance		155.99					
LTD & STD Insurance	0.008070	67.07					
Life Insurance	0.000213	31.86					
Holiday Pay		0.00					
Uniform Allowance		0.00					
Standby		0.00					
Retiree Medical		794.80					
Deferred Comp.		0.00					
Workers Comp.	0.046430	385.88					
Vision Insurance		23.69					
Medicare	0.014500	120.51					
	Total Benefits	\$5,098.69	61.35%	\$89.40	\$108.82	\$16.05	\$214.27
		Annual Salary + Benefits		<u>\$160,916.82</u>			
Step B		\$8,726.60 /Month		\$58.18 /Hour			
	Total Benefits	\$5,210.80	59.71%	\$92.92	\$113.11	\$16.68	\$222.71
		Annual Salary + Benefits		<u>\$167,248.84</u>			
Step C		\$9,162.93 /Month		\$61.09 /Hour			
	Total Benefits	\$5,328.52	58.15%	\$96.61	\$117.60	\$17.34	\$231.55
		Annual Salary + Benefits		<u>\$173,897.47</u>			
Step D		\$9,621.08 /Month		\$64.14 /Hour			
	Total Benefits	\$5,452.13	56.67%	\$100.49	\$122.32	\$18.04	\$240.85
		Annual Salary + Benefits		<u>\$180,878.52</u>			
Step E		\$10,102.13 /Month		\$67.35 /Hour			
	Total Benefits	\$5,581.92	55.25%	\$104.56	\$127.28	\$18.77	\$250.61
		Annual Salary + Benefits		<u>\$188,208.63</u>			



Senior Collection System Worker
Department: Public Works

Step A		\$7,115.58 /Month		\$47.44 /Hour			
<u>Benefit</u>	<u>Multiplier</u>			<u>Hourly Rate & Benefits</u>	<u>Department Overhead</u>	<u>Citywide Overhead</u>	<u>Total Hourly Rate</u>
PERS - Employer	0.200800	1,428.81					
Management Incentive		0.00					
EAP		3.89					
Health Insurance		1,846.13					
Dental Insurance		155.99					
LTD & STD Insurance	0.008070	57.42					
Life Insurance	0.000213	27.28					
Holiday Pay		0.00					
Uniform Allowance		0.00					
Standby		0.00					
Retiree Medical		794.80					
Deferred Comp.		0.00					
Workers Comp.	0.046430	330.38			145.10%	17.95%	
Vision Insurance		23.69					
Medicare	0.014500	103.18					
Total Benefits		\$4,771.57	67.06%	\$79.25	\$114.99	\$14.22	\$208.46
Annual Salary + Benefits				<u>\$142,645.76</u>			
Step B		\$7,471.36 /Month		\$49.81 /Hour			
Total Benefits		\$4,867.55	65.15%	\$82.26	\$119.36	\$14.77	\$216.39
Annual Salary + Benefits				<u>\$148,066.98</u>			
Step C		\$7,844.93 /Month		\$52.30 /Hour			
Total Benefits		\$4,968.34	63.33%	\$85.42	\$123.95	\$15.33	\$224.70
Annual Salary + Benefits				<u>\$153,759.26</u>			
Step D		\$8,237.18 /Month		\$54.91 /Hour			
Total Benefits		\$5,074.17	61.60%	\$88.74	\$128.77	\$15.93	\$233.44
Annual Salary + Benefits				<u>\$159,736.15</u>			
Step E		\$8,649.03 /Month		\$57.66 /Hour			
Total Benefits		\$5,185.29	59.95%	\$92.23	\$133.82	\$16.56	\$242.61
Annual Salary + Benefits				<u>\$166,011.89</u>			



Senior Community Service Officer
Department: Police

Step A		\$6,590.01 /Month		\$43.93 /Hour			
<u>Benefit</u>	<u>Multiplier</u>			<u>Category</u>			
PERS - Employer	0.200800	1,340.01					
Management Incentive		0.00					
EAP		3.89					
Health Insurance		1,846.13					
Dental Insurance		155.99					
LTD & STD Insurance	0.008070	53.18					
Life Insurance	0.000213	25.27					
Holiday Pay		0.00					
Uniform Allowance		83.33					
Standby		0.00					
Retiree Medical		794.80					
Deferred Comp.		0.00					
Workers Comp.	0.046430	309.84					
Vision Insurance		23.69					
Medicare	0.014500	96.76					
Total Benefits		\$4,732.90	71.82%	\$75.49	\$27.67	\$13.55	\$116.71
Annual Salary + Benefits				<u>\$135,874.88</u>			
Step B		\$6,919.51 /Month		\$46.13 /Hour			
Total Benefits		\$4,821.79	69.68%	\$78.28	\$28.69	\$14.05	\$121.02
Annual Salary + Benefits				<u>\$140,895.68</u>			
Step C		\$7,265.49 /Month		\$48.44 /Hour			
Total Benefits		\$4,915.14	67.65%	\$81.20	\$29.76	\$14.58	\$125.54
Annual Salary + Benefits				<u>\$146,167.51</u>			
Step D		\$7,628.76 /Month		\$50.86 /Hour			
Total Benefits		\$5,013.15	65.71%	\$84.28	\$30.89	\$15.13	\$130.30
Annual Salary + Benefits				<u>\$151,702.94</u>			
Step E		\$8,010.20 /Month		\$53.40 /Hour			
Total Benefits		\$5,116.06	63.87%	\$87.51	\$32.07	\$15.71	\$135.29
Annual Salary + Benefits				<u>\$157,515.15</u>			



Senior Construction Inspector
Department: Public Works

Step A		\$8,868.04 /Month		\$59.12 /Hour			
<u>Benefit</u>	<u>Multiplier</u>			<u>Hourly Rate & Benefits</u>	<u>145.10% Department Overhead</u>	<u>17.95% Citywide Overhead</u>	<u>Total Hourly Rate</u>
PERS - Employer	0.200800	1,780.70					
Management Incentive		0.00					
EAP		3.89					
Health Insurance		1,846.13					
Dental Insurance		155.99					
LTD & STD Insurance	0.008070	71.57					
Life Insurance	0.000213	31.95					
Holiday Pay		0.00					
Uniform Allowance		0.00					
Standby		0.00					
Retiree Medical		794.80					
Deferred Comp.		0.00					
Workers Comp.	0.046430	411.74					
Vision Insurance		23.69					
Medicare	0.014500	128.59					
	Total Benefits	\$5,249.05	59.19%	\$94.11	\$136.56	\$16.89	\$247.56
		Annual Salary + Benefits		<u>\$169,405.04</u>			
Step B		\$9,311.44 /Month		\$62.08 /Hour			
	Total Benefits	\$5,368.68	57.66%	\$97.87	\$142.01	\$17.57	\$257.45
		Annual Salary + Benefits		<u>\$176,161.43</u>			
Step C		\$9,777.01 /Month		\$65.18 /Hour			
	Total Benefits	\$5,494.29	56.20%	\$101.81	\$147.72	\$18.27	\$267.80
		Annual Salary + Benefits		<u>\$183,255.63</u>			
Step D		\$10,265.86 /Month		\$68.44 /Hour			
	Total Benefits	\$5,626.18	54.80%	\$105.95	\$153.73	\$19.02	\$278.70
		Annual Salary + Benefits		<u>\$190,704.54</u>			
Step E		\$10,779.16 /Month		\$71.86 /Hour			
	Total Benefits	\$5,764.67	53.48%	\$110.29	\$160.03	\$19.80	\$290.12
		Annual Salary + Benefits		<u>\$198,525.90</u>			



Senior Engineer
Department: Public Works

Step A		\$11,047.21 /Month		\$73.65 /Hour			
<u>Benefit</u>	<u>Multiplier</u>			<u>Category</u>			
PERS - Employer	0.200800	2,218.28		Non-Sworn Professionals / Supervisors			
Management Incentive		0.00					
EAP		3.89					
Health Insurance		1,846.13					
Dental Insurance		155.99					
LTD & STD Insurance	0.008070	89.15					
Life Insurance	0.000213	31.95					
Holiday Pay		0.00					
Uniform Allowance		0.00					
Standby		0.00					
Retiree Medical		794.80					
Deferred Comp.	2% + \$110	330.94					
Workers Comp.	0.046430	512.92					
Vision Insurance		23.69					
Medicare	0.014500	160.18					
				Hourly Rate & Benefits	145.10% Department Overhead	17.95% Citywide Overhead	Total Hourly Rate
	Total Benefits	\$6,167.93	55.83%	\$114.77	\$166.53	\$20.60	\$301.90
	Annual Salary + Benefits			<u>\$206,581.77</u>			
Step B		\$11,599.58 /Month		\$77.33 /Hour			
	Total Benefits	\$6,316.96	54.46%	\$119.44	\$173.31	\$21.44	\$314.19
	Annual Salary + Benefits			<u>\$214,998.42</u>			
Step C		\$12,179.55 /Month		\$81.20 /Hour			
	Total Benefits	\$6,473.44	53.15%	\$124.35	\$180.44	\$22.32	\$327.11
	Annual Salary + Benefits			<u>\$223,835.90</u>			
Step D		\$12,788.53 /Month		\$85.26 /Hour			
	Total Benefits	\$6,637.74	51.90%	\$129.51	\$187.92	\$23.25	\$340.68
	Annual Salary + Benefits			<u>\$233,115.26</u>			
Step E		\$13,427.96 /Month		\$89.52 /Hour			
	Total Benefits	\$6,810.26	50.72%	\$134.92	\$195.77	\$24.22	\$354.91
	Annual Salary + Benefits			<u>\$242,858.59</u>			



Senior Equipment Mechanic
Department: Public Works

Step A		\$7,307.73 /Month		\$48.72 /Hour			
<u>Benefit</u>	<u>Multiplier</u>			<u>Hourly Rate & Benefits</u>	<u>Department Overhead</u>	<u>Citywide Overhead</u>	<u>Total Hourly Rate</u>
PERS - Employer	0.200800	1,467.39					
Management Incentive		0.00					
EAP		3.89					
Health Insurance		1,846.13					
Dental Insurance		155.99					
LTD & STD Insurance	0.008070	58.97					
Life Insurance	0.000213	28.02					
Holiday Pay		0.00					
Uniform Allowance		0.00					
Standby		0.00					
Retiree Medical		794.80					
Deferred Comp.		0.00					
Workers Comp.	0.046430	339.30			145.10%	17.95%	
Vision Insurance		23.69					
Medicare	0.014500	105.96					
	Total Benefits	\$4,824.14	66.01%	\$80.88	\$117.36	\$14.52	\$212.76
		Annual Salary + Benefits		<u>\$145,582.52</u>			
Step B		\$7,673.12 /Month		\$51.15 /Hour			
	Total Benefits	\$4,922.73	64.16%	\$83.97	\$121.84	\$15.07	\$220.88
		Annual Salary + Benefits		<u>\$151,150.13</u>			
Step C		\$8,056.77 /Month		\$53.71 /Hour			
	Total Benefits	\$5,026.24	62.39%	\$87.22	\$126.56	\$15.66	\$229.44
		Annual Salary + Benefits		<u>\$156,996.13</u>			
Step D		\$8,459.61 /Month		\$56.40 /Hour			
	Total Benefits	\$5,134.92	60.70%	\$90.63	\$131.50	\$16.27	\$238.40
		Annual Salary + Benefits		<u>\$163,134.42</u>			
Step E		\$8,882.59 /Month		\$59.22 /Hour			
	Total Benefits	\$5,249.04	59.09%	\$94.21	\$136.70	\$16.91	\$247.82
		Annual Salary + Benefits		<u>\$169,579.63</u>			



Senior Park/Maintenance Worker
Department: Parks and Recreation

Step A		\$6,318.75 /Month		\$42.12 /Hour			
<u>Benefit</u>	<u>Multiplier</u>			<u>Hourly Rate & Benefits</u>	<u>98.86% Department Overhead</u>	<u>17.95% Citywide Overhead</u>	<u>Total Hourly Rate</u>
PERS - Employer	0.200800	1,268.80					
Management Incentive		0.00					
EAP		3.89					
Health Insurance		1,846.13					
Dental Insurance		155.99					
LTD & STD Insurance	0.008070	50.99					
Life Insurance	0.000213	24.23					
Holiday Pay		0.00					
Uniform Allowance		0.00					
Standby		0.00					
Retiree Medical		794.80					
Deferred Comp.		0.00					
Workers Comp.	0.046430	293.38					
Vision Insurance		23.69					
Medicare	0.014500	91.62					
Total Benefits		\$4,553.52	72.06%	\$72.48	\$71.66	\$13.01	\$157.15
Annual Salary + Benefits				<u>\$130,467.27</u>			
Step B		\$6,634.69 /Month		\$44.23 /Hour			
Total Benefits		\$4,638.76	69.92%	\$75.16	\$74.30	\$13.49	\$162.95
Annual Salary + Benefits				<u>\$135,281.40</u>			
Step C		\$6,966.42 /Month		\$46.44 /Hour			
Total Benefits		\$4,728.27	67.87%	\$77.96	\$77.08	\$13.99	\$169.03
Annual Salary + Benefits				<u>\$140,336.23</u>			
Step D		\$7,314.74 /Month		\$48.76 /Hour			
Total Benefits		\$4,822.24	65.93%	\$80.91	\$79.99	\$14.52	\$175.42
Annual Salary + Benefits				<u>\$145,643.81</u>			
Step E		\$7,680.48 /Month		\$51.20 /Hour			
Total Benefits		\$4,920.92	64.07%	\$84.01	\$83.05	\$15.08	\$182.14
Annual Salary + Benefits				<u>\$151,216.77</u>			



Senior Planner
Department: Community Development

Step A		\$10,164.69 /Month		\$67.76 /Hour			
<u>Benefit</u>	<u>Multiplier</u>			<u>Category</u>			
PERS - Employer	0.200800	2,041.07	Non-Sworn Professionals / Supervisors				
Management Incentive		0.00					
EAP		3.89					
Health Insurance		1,846.13					
Dental Insurance		155.99					
LTD & STD Insurance	0.008070	82.03					
Life Insurance	0.000213	31.95					
Holiday Pay		0.00					
Uniform Allowance		0.00					
Standby		0.00					
Retiree Medical		794.80					
Deferred Comp.	2% + \$110	313.29					
Workers Comp.	0.046430	471.95					
Vision Insurance		23.69					
Medicare	0.014500	147.39					
Total Benefits		\$5,912.18	58.16%	\$107.18	\$130.47	\$19.24	\$256.89
Annual Salary + Benefits				<u>\$192,922.39</u>			
Step B		\$10,672.92 /Month		\$71.15 /Hour			
Total Benefits		\$6,049.30	56.68%	\$111.48	\$135.71	\$20.01	\$267.20
Annual Salary + Benefits				<u>\$200,666.67</u>			
Step C		\$11,206.57 /Month		\$74.71 /Hour			
Total Benefits		\$6,193.28	55.26%	\$116.00	\$141.21	\$20.82	\$278.03
Annual Salary + Benefits				<u>\$208,798.15</u>			
Step D		\$11,766.90 /Month		\$78.45 /Hour			
Total Benefits		\$6,344.45	53.92%	\$120.74	\$146.98	\$21.67	\$289.39
Annual Salary + Benefits				<u>\$217,336.22</u>			
Step E		\$12,355.24 /Month		\$82.37 /Hour			
Total Benefits		\$6,503.19	52.64%	\$125.72	\$153.04	\$22.57	\$301.33
Annual Salary + Benefits				<u>\$226,301.18</u>			



Senior Police Records Clerk
Department: Police

Step A		\$6,320.90 /Month		\$42.14 /Hour			
<u>Benefit</u>	<u>Multiplier</u>			<u>Hourly Rate & Benefits</u>	<u>Department Overhead</u>	<u>Citywide Overhead</u>	<u>Total Hourly Rate</u>
PERS - Employer	0.200800	1,277.60					
Management Incentive		0.00					
EAP		3.89					
Health Insurance		1,846.13					
Dental Insurance		155.99					
LTD & STD Insurance	0.008070	51.01					
Life Insurance	0.000213	24.23					
Holiday Pay		0.00					
Uniform Allowance		41.67					
Standby		0.00					
Retiree Medical		794.80					
Deferred Comp.		0.00					
Workers Comp.	0.046430	295.41			36.65%	17.95%	
Vision Insurance		23.69					
Medicare	0.014500	92.26					
Total Benefits		\$4,606.69	72.88%	\$72.85	\$26.70	\$13.08	\$112.63
Annual Salary + Benefits				<u>\$131,131.04</u>			
Step B		\$6,636.95 /Month		\$44.25 /Hour			
Total Benefits		\$4,691.96	70.69%	\$75.53	\$27.68	\$13.56	\$116.77
Annual Salary + Benefits				<u>\$135,946.92</u>			
Step C		\$6,968.79 /Month		\$46.46 /Hour			
Total Benefits		\$4,781.49	68.61%	\$78.34	\$28.71	\$14.06	\$121.11
Annual Salary + Benefits				<u>\$141,003.32</u>			
Step D		\$7,317.24 /Month		\$48.78 /Hour			
Total Benefits		\$4,875.50	66.63%	\$81.28	\$29.79	\$14.59	\$125.66
Annual Salary + Benefits				<u>\$146,312.80</u>			
Step E		\$7,683.10 /Month		\$51.22 /Hour			
Total Benefits		\$4,974.21	64.74%	\$84.38	\$30.93	\$15.15	\$130.46
Annual Salary + Benefits				<u>\$151,887.67</u>			



Senior Property and Evidence Technician Department: Police

Step A								
			\$6,590.01 /Month					\$43.93 /Hour
Benefit	Multiplier							Category
PERS - Employer	0.200800	1,340.01						Office Employee - CSO
Management Incentive		0.00						
EAP		3.89						
Health Insurance		1,846.13						
Dental Insurance		155.99						
LTD & STD Insurance	0.008070	53.18						
Life Insurance	0.000213	25.27						
Holiday Pay		0.00						
Uniform Allowance		83.33						
Standby		0.00						
Retiree Medical		794.80						
Deferred Comp.		0.00						
Workers Comp.	0.046430	309.84			36.65%	17.95%		
Vision Insurance		23.69		Hourly Rate	Department	Citywide	Total Hourly	
Medicare	0.014500	96.76		& Benefits	Overhead	Overhead	Rate	
Total Benefits		\$4,732.90	71.82%	\$75.49	\$27.67	\$13.55	\$116.71	
Annual Salary + Benefits				<u>\$135,874.88</u>				
Step B								
			\$6,919.51 /Month					\$46.13 /Hour
Total Benefits		\$4,821.79	69.68%	\$78.28	\$28.69	\$14.05	\$121.02	
Annual Salary + Benefits				<u>\$140,895.68</u>				
Step C								
			\$7,265.49 /Month					\$48.44 /Hour
Total Benefits		\$4,915.14	67.65%	\$81.20	\$29.76	\$14.58	\$125.54	
Annual Salary + Benefits				<u>\$146,167.51</u>				
Step D								
			\$7,628.76 /Month					\$50.86 /Hour
Total Benefits		\$5,013.15	65.71%	\$84.28	\$30.89	\$15.13	\$130.30	
Annual Salary + Benefits				<u>\$151,702.94</u>				
Step E								
			\$8,010.20 /Month					\$53.40 /Hour
Total Benefits		\$5,116.06	63.87%	\$87.51	\$32.07	\$15.71	\$135.29	
Annual Salary + Benefits				<u>\$157,515.15</u>				



Senior Solid Waste Equipment Operator
Department: Public Works

Step A		\$6,961.81 /Month		\$46.41 /Hour			
<u>Benefit</u>	<u>Multiplier</u>			<u>Hourly Rate & Benefits</u>	<u>Department Overhead</u>	<u>Citywide Overhead</u>	<u>Total Hourly Rate</u>
PERS - Employer	0.200800	1,397.93					
Management Incentive		0.00					
EAP		3.89					
Health Insurance		1,846.13					
Dental Insurance		155.99					
LTD & STD Insurance	0.008070	56.18					
Life Insurance	0.000213	26.69					
Holiday Pay		0.00					
Uniform Allowance		0.00					
Standby		0.00					
Retiree Medical		794.80					
Deferred Comp.		0.00					
Workers Comp.	0.046430	323.24			145.10%	17.95%	
Vision Insurance		23.69					
Medicare	0.014500	100.95					
Total Benefits		\$4,729.49	67.93%	\$77.94	\$113.09	\$13.99	\$205.02
Annual Salary + Benefits				<u>\$140,295.53</u>			
Step B		\$7,309.90 /Month		\$48.73 /Hour			
Total Benefits		\$4,823.40	65.98%	\$80.89	\$117.37	\$14.52	\$212.78
Annual Salary + Benefits				<u>\$145,599.59</u>			
Step C		\$7,675.39 /Month		\$51.17 /Hour			
Total Benefits		\$4,922.01	64.13%	\$83.98	\$121.86	\$15.07	\$220.91
Annual Salary + Benefits				<u>\$151,168.85</u>			
Step D		\$8,059.16 /Month		\$53.73 /Hour			
Total Benefits		\$5,025.55	62.36%	\$87.23	\$126.57	\$15.66	\$229.46
Annual Salary + Benefits				<u>\$157,016.58</u>			
Step E		\$8,462.12 /Month		\$56.41 /Hour			
Total Benefits		\$5,134.27	60.67%	\$90.64	\$131.52	\$16.27	\$238.43
Annual Salary + Benefits				<u>\$163,156.69</u>			



Senior Street Maintenance Worker
Department: Public Works

Step A		\$6,586.60 /Month		\$43.91 /Hour			
<u>Benefit</u>	<u>Multiplier</u>			<u>Hourly Rate & Benefits</u>	<u>Department Overhead</u>	<u>Citywide Overhead</u>	<u>Total Hourly Rate</u>
PERS - Employer	0.200800	1,322.59					
Management Incentive		0.00					
EAP		3.89					
Health Insurance		1,846.13					
Dental Insurance		155.99					
LTD & STD Insurance	0.008070	53.15					
Life Insurance	0.000213	25.25					
Holiday Pay		0.00					
Uniform Allowance		0.00					
Standby		0.00					
Retiree Medical		794.80					
Deferred Comp.		0.00					
Workers Comp.	0.046430	305.82			145.10%	17.95%	
Vision Insurance		23.69					
Medicare	0.014500	95.51					
	Total Benefits	\$4,626.82	70.25%	\$74.76	\$108.47	\$13.42	\$196.65
				Annual Salary + Benefits <u>\$134,561.04</u>			
Step B		\$6,915.93 /Month		\$46.11 /Hour			
	Total Benefits	\$4,715.67	68.19%	\$77.54	\$112.52	\$13.92	\$203.98
				Annual Salary + Benefits <u>\$139,579.24</u>			
Step C		\$7,261.73 /Month		\$48.41 /Hour			
	Total Benefits	\$4,808.97	66.22%	\$80.47	\$116.76	\$14.44	\$211.67
				Annual Salary + Benefits <u>\$144,848.35</u>			
Step D		\$7,624.81 /Month		\$50.83 /Hour			
	Total Benefits	\$4,906.93	64.35%	\$83.54	\$121.22	\$15.00	\$219.76
				Annual Salary + Benefits <u>\$150,380.92</u>			
Step E		\$8,006.06 /Month		\$53.37 /Hour			
	Total Benefits	\$5,009.79	62.57%	\$86.77	\$125.91	\$15.58	\$228.26
				Annual Salary + Benefits <u>\$156,190.11</u>			



Senior Technician
Department: City Manager

Step A		\$5,430.14 /Month		\$36.20 /Hour			
<u>Benefit</u>	<u>Multiplier</u>				<u>Category</u>		
PERS - Employer	0.200800	1,090.37			Office Employees		
Management Incentive		0.00					
EAP		3.89					
Health Insurance		1,846.13					
Dental Insurance		155.99					
LTD & STD Insurance	0.008070	43.82					
Life Insurance	0.000213	20.82					
Holiday Pay		0.00					
Uniform Allowance		0.00					
Standby		0.00					
Retiree Medical		794.80					
Deferred Comp.		0.00					
Workers Comp.	0.046430	252.12					
Vision Insurance		23.69					
Medicare	0.014500	78.74					
				Hourly Rate & Benefits	51.59% Department Overhead	17.95% Citywide Overhead	Total Hourly Rate
	Total Benefits	\$4,310.37	79.38%	\$64.94	\$33.50	\$11.66	\$110.10
	Annual Salary + Benefits			<u>\$116,886.15</u>			
Step B		\$5,701.65 /Month		\$38.01 /Hour			
	Total Benefits	\$4,383.62	76.88%	\$67.24	\$34.69	\$12.07	\$114.00
	Annual Salary + Benefits			<u>\$121,023.26</u>			
Step C		\$5,986.73 /Month		\$39.91 /Hour			
	Total Benefits	\$4,460.54	74.51%	\$69.65	\$35.93	\$12.50	\$118.08
	Annual Salary + Benefits			<u>\$125,367.24</u>			
Step D		\$6,286.07 /Month		\$41.91 /Hour			
	Total Benefits	\$4,541.30	72.24%	\$72.18	\$37.24	\$12.96	\$122.38
	Annual Salary + Benefits			<u>\$129,928.41</u>			
Step E		\$6,600.37 /Month		\$44.00 /Hour			
	Total Benefits	\$4,626.10	70.09%	\$74.84	\$38.61	\$13.43	\$126.88
	Annual Salary + Benefits			<u>\$134,717.64</u>			



Senior Technician
Department: Community Development

Step A		\$7,255.48 /Month		\$48.37 /Hour			
<u>Benefit</u>	<u>Multiplier</u>			<u>Hourly Rate & Benefits</u>	<u>121.73% Department Overhead</u>	<u>17.95% Citywide Overhead</u>	<u>Total Hourly Rate</u>
PERS - Employer	0.200800	1,456.90					
Management Incentive		0.00					
EAP		3.89					
Health Insurance		1,846.13					
Dental Insurance		155.99					
LTD & STD Insurance	0.008070	58.55					
Life Insurance	0.000213	27.82					
Holiday Pay		0.00					
Uniform Allowance		0.00					
Standby		0.00					
Retiree Medical		794.80					
Deferred Comp.		0.00					
Workers Comp.	0.046430	336.87					
Vision Insurance		23.69					
Medicare	0.014500	105.20					
	Total Benefits	\$4,809.85	66.29%	\$80.44	\$97.91	\$14.44	\$192.79
		Annual Salary + Benefits		\$144,783.90			
Step B		\$7,618.25 /Month		\$50.79 /Hour			
	Total Benefits	\$4,907.72	64.42%	\$83.51	\$101.65	\$14.99	\$200.15
		Annual Salary + Benefits		\$150,311.71			
Step C		\$7,999.17 /Month		\$53.33 /Hour			
	Total Benefits	\$5,010.49	62.64%	\$86.73	\$105.58	\$15.57	\$207.88
		Annual Salary + Benefits		\$156,115.90			
Step D		\$8,399.12 /Month		\$55.99 /Hour			
	Total Benefits	\$5,118.40	60.94%	\$90.12	\$109.70	\$16.18	\$216.00
		Annual Salary + Benefits		\$162,210.31			
Step E		\$8,819.08 /Month		\$58.79 /Hour			
	Total Benefits	\$5,231.71	59.32%	\$93.67	\$114.03	\$16.81	\$224.51
		Annual Salary + Benefits		\$168,609.43			



Senior Water Distribution Worker
Department: Public Works

Step A		\$7,479.05 /Month		\$49.86 /Hour			
<u>Benefit</u>	<u>Multiplier</u>				<u>Category</u>		
PERS - Employer	0.200800	1,501.79			Public Works - Maintenance		
Management Incentive		0.00					
EAP		3.89					
Health Insurance		1,846.13					
Dental Insurance		155.99					
LTD & STD Insurance	0.008070	60.36					
Life Insurance	0.000213	28.67					
Holiday Pay		0.00					
Uniform Allowance		0.00					
Standby		0.00					
Retiree Medical		794.80					
Deferred Comp.		0.00					
Workers Comp.	0.046430	347.25					
Vision Insurance		23.69					
Medicare	0.014500	108.45					
				Hourly Rate & Benefits	145.10% Department Overhead	17.95% Citywide Overhead	Total Hourly Rate
	Total Benefits	\$4,871.02	65.13%	\$82.33	\$119.47	\$14.78	\$216.58
	Annual Salary + Benefits			<u>\$148,200.86</u>			
Step B		\$7,853.00 /Month		\$52.35 /Hour			
	Total Benefits	\$4,971.91	63.31%	\$85.50	\$124.06	\$15.35	\$224.91
	Annual Salary + Benefits			<u>\$153,899.00</u>			
Step C		\$8,245.65 /Month		\$54.97 /Hour			
	Total Benefits	\$5,077.85	61.58%	\$88.82	\$128.88	\$15.94	\$233.64
	Annual Salary + Benefits			<u>\$159,882.04</u>			
Step D		\$8,657.93 /Month		\$57.72 /Hour			
	Total Benefits	\$5,189.09	59.93%	\$92.31	\$133.95	\$16.57	\$242.83
	Annual Salary + Benefits			<u>\$166,164.24</u>			
Step E		\$9,090.83 /Month		\$60.61 /Hour			
	Total Benefits	\$5,305.88	58.37%	\$95.98	\$139.26	\$17.23	\$252.47
	Annual Salary + Benefits			<u>\$172,760.55</u>			



Senior Water Service Worker
Department: Public Works

Step A		\$6,777.28 /Month		\$45.18 /Hour			
<u>Benefit</u>	<u>Multiplier</u>			<u>Hourly Rate & Benefits</u>	<u>Department Overhead</u>	<u>Citywide Overhead</u>	<u>Total Hourly Rate</u>
PERS - Employer	0.200800	1,360.88					
Management Incentive		0.00					
EAP		3.89					
Health Insurance		1,846.13					
Dental Insurance		155.99					
LTD & STD Insurance	0.008070	54.69					
Life Insurance	0.000213	25.98					
Holiday Pay		0.00					
Uniform Allowance		0.00					
Standby		0.00					
Retiree Medical		794.80					
Deferred Comp.		0.00					
Workers Comp.	0.046430	314.67			145.10%	17.95%	
Vision Insurance		23.69					
Medicare	0.014500	98.27					
Total Benefits		\$4,678.99	69.04%	\$76.38	\$110.82	\$13.71	\$200.91
Annual Salary + Benefits				<u>\$137,475.24</u>			
Step B		\$7,116.14 /Month		\$47.44 /Hour			
Total Benefits		\$4,770.42	67.04%	\$79.24	\$114.98	\$14.22	\$208.44
Annual Salary + Benefits				<u>\$142,638.72</u>			
Step C		\$7,471.95 /Month		\$49.81 /Hour			
Total Benefits		\$4,866.42	65.13%	\$82.26	\$119.35	\$14.76	\$216.37
Annual Salary + Benefits				<u>\$148,060.36</u>			
Step D		\$7,845.55 /Month		\$52.30 /Hour			
Total Benefits		\$4,967.21	63.31%	\$85.42	\$123.94	\$15.33	\$224.69
Annual Salary + Benefits				<u>\$153,753.09</u>			
Step E		\$8,237.82 /Month		\$54.92 /Hour			
Total Benefits		\$5,073.05	61.58%	\$88.74	\$128.76	\$15.93	\$233.43
Annual Salary + Benefits				<u>\$159,730.45</u>			



Solid Waste Equipment Operator I
Department: Public Works

Step A		\$5,727.50 /Month		\$38.18 /Hour			
<u>Benefit</u>	<u>Multiplier</u>			<u>Hourly Rate & Benefits</u>	<u>145.10% Department Overhead</u>	<u>17.95% Citywide Overhead</u>	<u>Total Hourly Rate</u>
PERS - Employer	0.200800	1,150.08					
Management Incentive		0.00					
EAP		3.89					
Health Insurance		1,846.13					
Dental Insurance		155.99					
LTD & STD Insurance	0.008070	46.22					
Life Insurance	0.000213	21.96					
Holiday Pay		0.00					
Uniform Allowance		0.00					
Standby		0.00					
Retiree Medical		794.80					
Deferred Comp.		0.00					
Workers Comp.	0.046430	265.93					
Vision Insurance		23.69					
Medicare	0.014500	83.05					
Total Benefits		\$4,391.74	76.68%	\$67.46	\$97.89	\$12.11	\$177.46
Annual Salary + Benefits				<u>\$121,430.80</u>			
Step B		\$6,013.87 /Month		\$40.09 /Hour			
Total Benefits		\$4,469.00	74.31%	\$69.89	\$101.40	\$12.54	\$183.83
Annual Salary + Benefits				<u>\$125,794.46</u>			
Step C		\$6,314.56 /Month		\$42.10 /Hour			
Total Benefits		\$4,550.13	72.06%	\$72.43	\$105.10	\$13.00	\$190.53
Annual Salary + Benefits				<u>\$130,376.31</u>			
Step D		\$6,630.29 /Month		\$44.20 /Hour			
Total Benefits		\$4,635.31	69.91%	\$75.10	\$108.98	\$13.48	\$197.56
Annual Salary + Benefits				<u>\$135,187.25</u>			
Step E		\$6,961.81 /Month		\$46.41 /Hour			
Total Benefits		\$4,724.75	67.87%	\$77.91	\$113.05	\$13.98	\$204.94
Annual Salary + Benefits				<u>\$140,238.74</u>			



Solid Waste Equipment Operator II
Department: Public Works

Step A		\$6,314.56 /Month		\$42.10 /Hour			
<u>Benefit</u>	<u>Multiplier</u>			<u>Hourly Rate & Benefits</u>	<u>Department Overhead</u>	<u>Citywide Overhead</u>	<u>Total Hourly Rate</u>
PERS - Employer	0.200800	1,267.96					
Management Incentive		0.00					
EAP		3.89					
Health Insurance		1,846.13					
Dental Insurance		155.99					
LTD & STD Insurance	0.008070	50.96					
Life Insurance	0.000213	24.21					
Holiday Pay		0.00					
Uniform Allowance		0.00					
Standby		0.00					
Retiree Medical		794.80					
Deferred Comp.		0.00					
Workers Comp.	0.046430	293.19			145.10%	17.95%	
Vision Insurance		23.69					
Medicare	0.014500	91.56					
Total Benefits		\$4,552.38	72.09%	\$72.45	\$105.12	\$13.00	\$190.57
Annual Salary + Benefits				<u>\$130,403.32</u>			
Step B		\$6,630.29 /Month		\$44.20 /Hour			
Total Benefits		\$4,637.56	69.95%	\$75.12	\$109.00	\$13.48	\$197.60
Annual Salary + Benefits				<u>\$135,214.26</u>			
Step C		\$6,961.81 /Month		\$46.41 /Hour			
Total Benefits		\$4,727.01	67.90%	\$77.93	\$113.07	\$13.99	\$204.99
Annual Salary + Benefits				<u>\$140,265.75</u>			
Step D		\$7,309.90 /Month		\$48.73 /Hour			
Total Benefits		\$4,820.92	65.95%	\$80.87	\$117.35	\$14.52	\$212.74
Annual Salary + Benefits				<u>\$145,569.81</u>			
Step E		\$7,675.39 /Month		\$51.17 /Hour			
Total Benefits		\$4,919.53	64.09%	\$83.97	\$121.83	\$15.07	\$220.87
Annual Salary + Benefits				<u>\$151,139.07</u>			



Solid Waste Manager
Department: Public Works

Step A		\$9,999.87 /Month		\$66.67 /Hour			
<u>Benefit</u>	<u>Multiplier</u>			<u>Category</u>			
PERS - Employer	0.200800	2,007.97		Non-Sworn Managers / Confidential			
Management Incentive		0.00					
EAP		3.89					
Health Insurance		1,846.13					
Dental Insurance		155.99					
LTD & STD Insurance	0.008070	80.70					
Life Insurance	0.000213	31.95					
Holiday Pay		0.00					
Uniform Allowance		0.00					
Standby		0.00					
Retiree Medical		794.80					
Deferred Comp.	3% + \$110	410.00					
Workers Comp.	0.046430	464.29					
Vision Insurance		23.69					
Medicare	0.014500	145.00					
				Hourly Rate & Benefits	145.10% Department Overhead	17.95% Citywide Overhead	Total Hourly Rate
	Total Benefits	\$5,964.41	59.64%	\$106.43	\$154.43	\$19.10	\$279.96
	Annual Salary + Benefits			\$191,571.34			
Step B		\$10,499.86 /Month		\$70.00 /Hour			
	Total Benefits	\$6,099.31	58.09%	\$110.66	\$160.57	\$19.86	\$291.09
	Annual Salary + Benefits			\$199,190.03			
Step C		\$11,024.85 /Month		\$73.50 /Hour			
	Total Benefits	\$6,240.95	56.61%	\$115.11	\$167.02	\$20.66	\$302.79
	Annual Salary + Benefits			\$207,189.67			
Step D		\$11,576.10 /Month		\$77.17 /Hour			
	Total Benefits	\$6,389.68	55.20%	\$119.77	\$173.79	\$21.50	\$315.06
	Annual Salary + Benefits			\$215,589.28			
Step E		\$12,154.90 /Month		\$81.03 /Hour			
	Total Benefits	\$6,545.84	53.85%	\$124.67	\$180.90	\$22.38	\$327.95
	Annual Salary + Benefits			\$224,408.88			



Solid Waste Supervisor
Department: Public Works

Step A		\$8,334.96 /Month		\$55.57 /Hour			
<u>Benefit</u>	<u>Multiplier</u>			<u>Category</u>			
PERS - Employer	0.200800	1,673.66		Non-Sworn Professionals / Supervisors			
Management Incentive		0.00					
EAP		3.89					
Health Insurance		1,846.13					
Dental Insurance		155.99					
LTD & STD Insurance	0.008070	67.26					
Life Insurance	0.000213	31.95					
Holiday Pay		0.00					
Uniform Allowance		0.00					
Standby		0.00					
Retiree Medical		794.80					
Deferred Comp.	2% + \$110	276.70					
Workers Comp.	0.046430	386.99					
Vision Insurance		23.69					
Medicare	0.014500	120.86					
				Hourly Rate	145.10%	17.95%	
				& Benefits	Department	Citywide	Total Hourly
					Overhead	Overhead	Rate
	Total Benefits	\$5,381.92	64.57%	\$91.45	\$132.69	\$16.41	\$240.55
		Annual Salary + Benefits		<u>\$164,602.60</u>			
Step B		\$8,751.71 /Month		\$58.34 /Hour			
	Total Benefits	\$5,494.36	62.78%	\$94.97	\$137.81	\$17.05	\$249.83
		Annual Salary + Benefits		<u>\$170,952.84</u>			
Step C		\$9,189.30 /Month		\$61.26 /Hour			
	Total Benefits	\$5,612.42	61.08%	\$98.68	\$143.18	\$17.71	\$259.57
		Annual Salary + Benefits		<u>\$177,620.60</u>			
Step D		\$9,648.76 /Month		\$64.33 /Hour			
	Total Benefits	\$5,736.38	59.45%	\$102.57	\$148.83	\$18.41	\$269.81
		Annual Salary + Benefits		<u>\$184,621.74</u>			
Step E		\$10,131.20 /Month		\$67.54 /Hour			
	Total Benefits	\$5,866.55	57.91%	\$106.65	\$154.75	\$19.14	\$280.54
		Annual Salary + Benefits		<u>\$191,972.93</u>			



Street Maintenance Worker I
Department: Public Works

Step A		\$5,198.45 /Month		\$34.66 /Hour			
<u>Benefit</u>	<u>Multiplier</u>			<u>Hourly Rate & Benefits</u>	<u>Department Overhead</u>	<u>Citywide Overhead</u>	<u>Total Hourly Rate</u>
PERS - Employer	0.200800	1,043.85					
Management Incentive		0.00					
EAP		3.89					
Health Insurance		1,846.13					
Dental Insurance		155.99					
LTD & STD Insurance	0.008070	41.95					
Life Insurance	0.000213	19.93					
Holiday Pay		0.00					
Uniform Allowance		0.00					
Standby		0.00					
Retiree Medical		794.80					
Deferred Comp.		0.00					
Workers Comp.	0.046430	241.36			145.10%	17.95%	
Vision Insurance		23.69					
Medicare	0.014500	75.38					
	Total Benefits	\$4,246.97	81.70%	\$62.97	\$91.37	\$11.30	\$165.64
		Annual Salary + Benefits		<u>\$113,345.07</u>			
Step B		\$5,458.37 /Month		\$36.39 /Hour			
	Total Benefits	\$4,317.10	79.09%	\$65.17	\$94.56	\$11.70	\$171.43
		Annual Salary + Benefits		<u>\$117,305.67</u>			
Step C		\$5,731.29 /Month		\$38.21 /Hour			
	Total Benefits	\$4,390.73	76.61%	\$67.48	\$97.91	\$12.11	\$177.50
		Annual Salary + Benefits		<u>\$121,464.29</u>			
Step D		\$6,017.86 /Month		\$40.12 /Hour			
	Total Benefits	\$4,468.05	74.25%	\$69.91	\$101.43	\$12.55	\$183.89
		Annual Salary + Benefits		<u>\$125,830.85</u>			
Step E		\$6,318.75 /Month		\$42.12 /Hour			
	Total Benefits	\$4,549.23	72.00%	\$72.45	\$105.13	\$13.01	\$190.59
		Annual Salary + Benefits		<u>\$130,415.73</u>			



Street Maintenance Worker II
Department: Public Works

Step A		\$5,731.29 /Month		\$38.21 /Hour			
<u>Benefit</u>	<u>Multiplier</u>			<u>Hourly Rate & Benefits</u>	<u>Department Overhead</u>	<u>Citywide Overhead</u>	<u>Total Hourly Rate</u>
PERS - Employer	0.200800	1,150.84					
Management Incentive		0.00					
EAP		3.89					
Health Insurance		1,846.13					
Dental Insurance		155.99					
LTD & STD Insurance	0.008070	46.25					
Life Insurance	0.000213	21.97					
Holiday Pay		0.00					
Uniform Allowance		0.00					
Standby		0.00					
Retiree Medical		794.80					
Deferred Comp.		0.00					
Workers Comp.	0.046430	266.10			145.10%	17.95%	
Vision Insurance		23.69					
Medicare	0.014500	83.10					
Total Benefits		\$4,392.78	76.65%	\$67.49	\$97.93	\$12.12	\$177.54
Annual Salary + Benefits				<u>\$121,488.80</u>			
Step B		\$6,017.86 /Month		\$40.12 /Hour			
Total Benefits		\$4,470.09	74.28%	\$69.92	\$101.45	\$12.55	\$183.92
Annual Salary + Benefits				<u>\$125,855.36</u>			
Step C		\$6,318.75 /Month		\$42.12 /Hour			
Total Benefits		\$4,551.27	72.03%	\$72.47	\$105.15	\$13.01	\$190.63
Annual Salary + Benefits				<u>\$130,440.24</u>			
Step D		\$6,634.69 /Month		\$44.23 /Hour			
Total Benefits		\$4,636.51	69.88%	\$75.14	\$109.03	\$13.49	\$197.66
Annual Salary + Benefits				<u>\$135,254.37</u>			
Step E		\$6,966.42 /Month		\$46.44 /Hour			
Total Benefits		\$4,726.01	67.84%	\$77.95	\$113.10	\$13.99	\$205.04
Annual Salary + Benefits				<u>\$140,309.21</u>			



Street Sweeper Operator
Department: Public Works

Step A		\$6,014.94 /Month		\$40.10 /Hour			
<u>Benefit</u>	<u>Multiplier</u>			<u>Hourly Rate & Benefits</u>	<u>Department Overhead</u>	<u>Citywide Overhead</u>	<u>Total Hourly Rate</u>
PERS - Employer	0.200800	1,207.80					
Management Incentive		0.00					
EAP		3.89					
Health Insurance		1,846.13					
Dental Insurance		155.99					
LTD & STD Insurance	0.008070	48.54					
Life Insurance	0.000213	23.06					
Holiday Pay		0.00					
Uniform Allowance		0.00					
Standby		0.00					
Retiree Medical		794.80					
Deferred Comp.		0.00					
Workers Comp.	0.046430	279.27			145.10%	17.95%	
Vision Insurance		23.69					
Medicare	0.014500	87.22					
Total Benefits		\$4,470.39	74.32%	\$69.90	\$101.43	\$12.55	\$183.88
Annual Salary + Benefits				<u>\$125,824.02</u>			
Step B		\$6,315.69 /Month		\$42.10 /Hour			
Total Benefits		\$4,551.53	72.07%	\$72.45	\$105.12	\$13.00	\$190.57
Annual Salary + Benefits				<u>\$130,406.68</u>			
Step C		\$6,631.47 /Month		\$44.21 /Hour			
Total Benefits		\$4,636.73	69.92%	\$75.12	\$109.00	\$13.48	\$197.60
Annual Salary + Benefits				<u>\$135,218.48</u>			
Step D		\$6,963.05 /Month		\$46.42 /Hour			
Total Benefits		\$4,726.19	67.88%	\$77.93	\$113.07	\$13.99	\$204.99
Annual Salary + Benefits				<u>\$140,270.87</u>			
Step E		\$7,311.20 /Month		\$48.74 /Hour			
Total Benefits		\$4,820.12	65.93%	\$80.88	\$117.35	\$14.52	\$212.75
Annual Salary + Benefits				<u>\$145,575.88</u>			



Streets Manager
Department: Public Works

Step A		\$9,864.26 /Month		\$65.76 /Hour			
<u>Benefit</u>	<u>Multiplier</u>			<u>Category</u>			
PERS - Employer	0.200800	1,980.74		Non-Sworn Managers / Confidential			
Management Incentive		0.00					
EAP		3.89					
Health Insurance		1,846.13					
Dental Insurance		155.99					
LTD & STD Insurance	0.008070	79.60					
Life Insurance	0.000213	31.95					
Holiday Pay		0.00					
Uniform Allowance		0.00					
Standby		0.00					
Retiree Medical		794.80					
Deferred Comp.	3% + \$110	405.93					
Workers Comp.	0.046430	458.00					
Vision Insurance		23.69					
Medicare	0.014500	143.03					
				Hourly Rate & Benefits	145.10% Department Overhead	17.95% Citywide Overhead	Total Hourly Rate
	Total Benefits	\$5,923.75	60.05%	\$105.25	\$152.72	\$18.89	\$276.86
		Annual Salary + Benefits		\$189,456.10			
Step B		\$10,357.47 /Month		\$69.05 /Hour			
	Total Benefits	\$6,056.82	58.48%	\$109.43	\$158.78	\$19.64	\$287.85
		Annual Salary + Benefits		\$196,971.48			
Step C		\$10,875.34 /Month		\$72.50 /Hour			
	Total Benefits	\$6,196.54	56.98%	\$113.81	\$165.14	\$20.43	\$299.38
		Annual Salary + Benefits		\$204,862.63			
Step D		\$11,419.11 /Month		\$76.13 /Hour			
	Total Benefits	\$6,343.25	55.55%	\$118.42	\$171.82	\$21.26	\$311.50
		Annual Salary + Benefits		\$213,148.34			
Step E		\$11,990.06 /Month		\$79.93 /Hour			
	Total Benefits	\$6,497.30	54.19%	\$123.25	\$178.83	\$22.12	\$324.20
		Annual Salary + Benefits		\$221,848.33			



Streets Supervisor
Department: Public Works

Step A		\$8,581.15 /Month		\$57.21 /Hour			
<u>Benefit</u>	<u>Multiplier</u>			<u>Category</u>			
PERS - Employer	0.200800	1,723.10		Non-Sworn Professionals / Supervisors			
Management Incentive		0.00					
EAP		3.89					
Health Insurance		1,846.13					
Dental Insurance		155.99					
LTD & STD Insurance	0.008070	69.25					
Life Insurance	0.000213	31.95					
Holiday Pay		0.00					
Uniform Allowance		0.00					
Standby		0.00					
Retiree Medical		794.80					
Deferred Comp.	2% + \$110	281.62					
Workers Comp.	0.046430	398.42					
Vision Insurance		23.69					
Medicare	0.014500	124.43					
				Hourly Rate & Benefits	145.10% Department Overhead	17.95% Citywide Overhead	Total Hourly Rate
	Total Benefits	\$5,453.27	63.55%	\$93.56	\$135.76	\$16.79	\$246.11
	Annual Salary + Benefits			<u>\$168,413.02</u>			
Step B		\$9,010.21 /Month		\$60.07 /Hour			
	Total Benefits	\$5,569.03	61.81%	\$97.19	\$141.03	\$17.45	\$255.67
	Annual Salary + Benefits			<u>\$174,950.83</u>			
Step C		\$9,460.72 /Month		\$63.07 /Hour			
	Total Benefits	\$5,690.57	60.15%	\$101.01	\$146.56	\$18.13	\$265.70
	Annual Salary + Benefits			<u>\$181,815.52</u>			
Step D		\$9,933.75 /Month		\$66.23 /Hour			
	Total Benefits	\$5,818.20	58.57%	\$105.01	\$152.37	\$18.85	\$276.23
	Annual Salary + Benefits			<u>\$189,023.46</u>			
Step E		\$10,430.44 /Month		\$69.54 /Hour			
	Total Benefits	\$5,952.21	57.07%	\$109.22	\$158.47	\$19.60	\$287.29
	Annual Salary + Benefits			<u>\$196,591.79</u>			



Technical Assistant I
Department: Finance and Information Systems

Step A		\$5,430.14 /Month		\$36.20 /Hour			
<u>Benefit</u>	<u>Multiplier</u>			<u>Hourly Rate & Benefits</u>	<u>31.28% Department Overhead</u>	<u>17.95% Citywide Overhead</u>	<u>Total Hourly Rate</u>
PERS - Employer	0.200800	1,090.37					
Management Incentive		0.00					
EAP		3.89					
Health Insurance		1,846.13					
Dental Insurance		155.99					
LTD & STD Insurance	0.008070	43.82					
Life Insurance	0.000213	20.82					
Holiday Pay		0.00					
Uniform Allowance		0.00					
Standby		0.00					
Retiree Medical		794.80					
Deferred Comp.		0.00					
Workers Comp.	0.046430	252.12					
Vision Insurance		23.69					
Medicare	0.014500	78.74					
	Total Benefits	\$4,310.37	79.38%	\$64.94	\$20.31	\$11.66	\$96.91
				Annual Salary + Benefits	<u>\$116,886.15</u>		
Step B		\$5,701.65 /Month		\$38.01 /Hour			
	Total Benefits	\$4,383.62	76.88%	\$67.24	\$21.03	\$12.07	\$100.34
				Annual Salary + Benefits	<u>\$121,023.26</u>		
Step C		\$5,986.73 /Month		\$39.91 /Hour			
	Total Benefits	\$4,460.54	74.51%	\$69.65	\$21.79	\$12.50	\$103.94
				Annual Salary + Benefits	<u>\$125,367.24</u>		
Step D		\$6,286.07 /Month		\$41.91 /Hour			
	Total Benefits	\$4,541.30	72.24%	\$72.18	\$22.58	\$12.96	\$107.72
				Annual Salary + Benefits	<u>\$129,928.41</u>		
Step E		\$6,600.37 /Month		\$44.00 /Hour			
	Total Benefits	\$4,626.10	70.09%	\$74.84	\$23.41	\$13.43	\$111.68
				Annual Salary + Benefits	<u>\$134,717.64</u>		



Technical Assistant I
Department: Public Works

Step A		\$5,430.14 /Month		\$36.20 /Hour			
<u>Benefit</u>	<u>Multiplier</u>				<u>Category</u>		
PERS - Employer	0.200800	1,090.37			Office Employees		
Management Incentive		0.00					
EAP		3.89					
Health Insurance		1,846.13					
Dental Insurance		155.99					
LTD & STD Insurance	0.008070	43.82					
Life Insurance	0.000213	20.82					
Holiday Pay		0.00					
Uniform Allowance		0.00					
Standby		0.00					
Retiree Medical		794.80					
Deferred Comp.		0.00					
Workers Comp.	0.046430	252.12					
Vision Insurance		23.69					
Medicare	0.014500	78.74					
				Hourly Rate & Benefits	145.10% Department Overhead	17.95% Citywide Overhead	Total Hourly Rate
	Total Benefits	\$4,310.37	79.38%	\$64.94	\$94.22	\$11.66	\$170.82
		Annual Salary + Benefits		<u>\$116,886.15</u>			
Step B		\$5,701.65 /Month		\$38.01 /Hour			
	Total Benefits	\$4,383.62	76.88%	\$67.24	\$97.56	\$12.07	\$176.87
		Annual Salary + Benefits		<u>\$121,023.26</u>			
Step C		\$5,986.73 /Month		\$39.91 /Hour			
	Total Benefits	\$4,460.54	74.51%	\$69.65	\$101.06	\$12.50	\$183.21
		Annual Salary + Benefits		<u>\$125,367.24</u>			
Step D		\$6,286.07 /Month		\$41.91 /Hour			
	Total Benefits	\$4,541.30	72.24%	\$72.18	\$104.74	\$12.96	\$189.88
		Annual Salary + Benefits		<u>\$129,928.41</u>			
Step E		\$6,600.37 /Month		\$44.00 /Hour			
	Total Benefits	\$4,626.10	70.09%	\$74.84	\$108.60	\$13.43	\$196.87
		Annual Salary + Benefits		<u>\$134,717.64</u>			



Technical Assistant II
Department: Finance and Information Systems

Step A		\$5,986.73 /Month		\$39.91 /Hour			
<u>Benefit</u>	<u>Multiplier</u>			<u>Hourly Rate & Benefits</u>	<u>31.28% Department Overhead</u>	<u>17.95% Citywide Overhead</u>	<u>Total Hourly Rate</u>
PERS - Employer	0.200800	1,202.14					
Management Incentive		0.00					
EAP		3.89					
Health Insurance		1,846.13					
Dental Insurance		155.99					
LTD & STD Insurance	0.008070	48.31					
Life Insurance	0.000213	22.95					
Holiday Pay		0.00					
Uniform Allowance		0.00					
Standby		0.00					
Retiree Medical		794.80					
Deferred Comp.		0.00					
Workers Comp.	0.046430	277.96					
Vision Insurance		23.69					
Medicare	0.014500	86.81					
Total Benefits		\$4,462.67	74.54%	\$69.66	\$21.79	\$12.50	\$103.95
Annual Salary + Benefits				<u>\$125,392.84</u>			
Step B		\$6,286.07 /Month		\$41.91 /Hour			
Total Benefits		\$4,543.43	72.28%	\$72.20	\$22.58	\$12.96	\$107.74
Annual Salary + Benefits				<u>\$129,954.01</u>			
Step C		\$6,600.37 /Month		\$44.00 /Hour			
Total Benefits		\$4,628.23	70.12%	\$74.86	\$23.42	\$13.44	\$111.72
Annual Salary + Benefits				<u>\$134,743.24</u>			
Step D		\$6,930.39 /Month		\$46.20 /Hour			
Total Benefits		\$4,717.27	68.07%	\$77.65	\$24.29	\$13.94	\$115.88
Annual Salary + Benefits				<u>\$139,771.93</u>			
Step E		\$7,276.91 /Month		\$48.51 /Hour			
Total Benefits		\$4,810.76	66.11%	\$80.58	\$25.21	\$14.46	\$120.25
Annual Salary + Benefits				<u>\$145,052.06</u>			



Technical Assistant II
Department: Public Works

Step A		\$5,986.73 /Month		\$39.91 /Hour			
<u>Benefit</u>	<u>Multiplier</u>			<u>Hourly Rate & Benefits</u>	<u>Department Overhead</u>	<u>Citywide Overhead</u>	<u>Total Hourly Rate</u>
PERS - Employer	0.200800	1,202.14					
Management Incentive		0.00					
EAP		3.89					
Health Insurance		1,846.13					
Dental Insurance		155.99					
LTD & STD Insurance	0.008070	48.31					
Life Insurance	0.000213	22.95					
Holiday Pay		0.00					
Uniform Allowance		0.00					
Standby		0.00					
Retiree Medical		794.80					
Deferred Comp.		0.00					
Workers Comp.	0.046430	277.96			145.10%	17.95%	
Vision Insurance		23.69					
Medicare	0.014500	86.81					
Total Benefits		\$4,462.67	74.54%	\$69.66	\$101.08	\$12.50	\$183.24
Annual Salary + Benefits				<u>\$125,392.84</u>			
Step B		\$6,286.07 /Month		\$41.91 /Hour			
Total Benefits		\$4,543.43	72.28%	\$72.20	\$104.76	\$12.96	\$189.92
Annual Salary + Benefits				<u>\$129,954.01</u>			
Step C		\$6,600.37 /Month		\$44.00 /Hour			
Total Benefits		\$4,628.23	70.12%	\$74.86	\$108.62	\$13.44	\$196.92
Annual Salary + Benefits				<u>\$134,743.24</u>			
Step D		\$6,930.39 /Month		\$46.20 /Hour			
Total Benefits		\$4,717.27	68.07%	\$77.65	\$112.67	\$13.94	\$204.26
Annual Salary + Benefits				<u>\$139,771.93</u>			
Step E		\$7,276.91 /Month		\$48.51 /Hour			
Total Benefits		\$4,810.76	66.11%	\$80.58	\$116.93	\$14.46	\$211.97
Annual Salary + Benefits				<u>\$145,052.06</u>			



Utilities Maintenance Mechanic
Department: Public Works

Step A		\$7,515.03 /Month		\$50.10 /Hour			
<u>Benefit</u>	<u>Multiplier</u>				<u>Category</u>		
PERS - Employer	0.200800	1,509.02			Public Works - Maintenance		
Management Incentive		0.00					
EAP		3.89					
Health Insurance		1,846.13					
Dental Insurance		155.99					
LTD & STD Insurance	0.008070	60.65					
Life Insurance	0.000213	28.81					
Holiday Pay		0.00					
Uniform Allowance		0.00					
Standby		0.00					
Retiree Medical		794.80					
Deferred Comp.		0.00					
Workers Comp.	0.046430	348.92					
Vision Insurance		23.69					
Medicare	0.014500	108.97					
				Hourly Rate	145.10%	17.95%	
				& Benefits	Department	Citywide	Total Hourly
					Overhead	Overhead	Rate
	Total Benefits	\$4,880.87	64.95%	\$82.64	\$119.91	\$14.83	\$217.38
		Annual Salary + Benefits		<u>\$148,750.72</u>			
Step B		\$7,890.78 /Month		\$52.61 /Hour			
	Total Benefits	\$4,982.24	63.14%	\$85.82	\$124.53	\$15.40	\$225.75
		Annual Salary + Benefits		<u>\$154,476.27</u>			
Step C		\$8,285.32 /Month		\$55.24 /Hour			
	Total Benefits	\$5,088.69	61.42%	\$89.16	\$129.37	\$16.00	\$234.53
		Annual Salary + Benefits		<u>\$160,488.10</u>			
Step D		\$8,699.58 /Month		\$58.00 /Hour			
	Total Benefits	\$5,200.46	59.78%	\$92.67	\$134.46	\$16.63	\$243.76
		Annual Salary + Benefits		<u>\$166,800.52</u>			
Step E		\$9,134.56 /Month		\$60.90 /Hour			
	Total Benefits	\$5,317.82	58.22%	\$96.35	\$139.80	\$17.29	\$253.44
		Annual Salary + Benefits		<u>\$173,428.55</u>			



Wastewater Laboratory Technician I
Department: Public Works

Step A		\$6,385.35 /Month		\$42.57 /Hour			
<u>Benefit</u>	<u>Multiplier</u>			<u>Hourly Rate & Benefits</u>	<u>Department Overhead</u>	<u>Citywide Overhead</u>	<u>Total Hourly Rate</u>
PERS - Employer	0.200800	1,282.18					
Management Incentive		0.00					
EAP		3.89					
Health Insurance		1,846.13					
Dental Insurance		155.99					
LTD & STD Insurance	0.008070	51.53					
Life Insurance	0.000213	24.48					
Holiday Pay		0.00					
Uniform Allowance		0.00					
Standby		0.00					
Retiree Medical		794.80					
Deferred Comp.		0.00					
Workers Comp.	0.046430	296.47			145.10%	17.95%	
Vision Insurance		23.69					
Medicare	0.014500	92.59					
Total Benefits		\$4,571.75	71.60%	\$73.05	\$105.99	\$13.11	\$192.15
Annual Salary + Benefits				<u>\$131,485.23</u>			
Step B		\$6,704.62 /Month		\$44.70 /Hour			
Total Benefits		\$4,657.89	69.47%	\$75.75	\$109.91	\$13.60	\$199.26
Annual Salary + Benefits				<u>\$136,350.10</u>			
Step C		\$7,039.85 /Month		\$46.93 /Hour			
Total Benefits		\$4,748.33	67.45%	\$78.59	\$114.03	\$14.11	\$206.73
Annual Salary + Benefits				<u>\$141,458.21</u>			
Step D		\$7,391.84 /Month		\$49.28 /Hour			
Total Benefits		\$4,843.30	65.52%	\$81.57	\$118.35	\$14.64	\$214.56
Annual Salary + Benefits				<u>\$146,821.74</u>			
Step E		\$7,761.44 /Month		\$51.74 /Hour			
Total Benefits		\$4,943.02	63.69%	\$84.70	\$122.89	\$15.20	\$222.79
Annual Salary + Benefits				<u>\$152,453.43</u>			



Wastewater Laboratory Technician II
Department: Public Works

Step A		\$7,039.85 /Month		\$46.93 /Hour			
<u>Benefit</u>	<u>Multiplier</u>				<u>Category</u>		
PERS - Employer	0.200800	1,413.60			Public Works - Maintenance		
Management Incentive		0.00					
EAP		3.89					
Health Insurance		1,846.13					
Dental Insurance		155.99					
LTD & STD Insurance	0.008070	56.81					
Life Insurance	0.000213	26.99					
Holiday Pay		0.00					
Uniform Allowance		0.00					
Standby		0.00					
Retiree Medical		794.80					
Deferred Comp.		0.00					
Workers Comp.	0.046430	326.86					
Vision Insurance		23.69					
Medicare	0.014500	102.08					
				Hourly Rate & Benefits	145.10% Department Overhead	17.95% Citywide Overhead	Total Hourly Rate
	Total Benefits	\$4,750.84	67.48%	\$78.60	\$114.06	\$14.11	\$206.77
	Annual Salary + Benefits			<u>\$141,488.33</u>			
Step B		\$7,391.84 /Month		\$49.28 /Hour			
	Total Benefits	\$4,845.81	65.56%	\$81.58	\$118.38	\$14.64	\$214.60
	Annual Salary + Benefits			<u>\$146,851.85</u>			
Step C		\$7,761.44 /Month		\$51.74 /Hour			
	Total Benefits	\$4,945.53	63.72%	\$84.71	\$122.92	\$15.21	\$222.84
	Annual Salary + Benefits			<u>\$152,483.55</u>			
Step D		\$8,149.51 /Month		\$54.33 /Hour			
	Total Benefits	\$5,050.23	61.97%	\$88.00	\$127.69	\$15.80	\$231.49
	Annual Salary + Benefits			<u>\$158,396.83</u>			
Step E		\$8,556.98 /Month		\$57.05 /Hour			
	Total Benefits	\$5,160.16	60.30%	\$91.45	\$132.69	\$16.41	\$240.55
	Annual Salary + Benefits			<u>\$164,605.78</u>			



Wastewater Operations Manager
Department: Public Works

Step A		\$10,089.58 /Month		\$67.26 /Hour			
<u>Benefit</u>	<u>Multiplier</u>			<u>Category</u>			
PERS - Employer	0.200800	2,025.99		Non-Sworn Managers / Confidential			
Management Incentive		0.00					
EAP		3.89					
Health Insurance		1,846.13					
Dental Insurance		155.99					
LTD & STD Insurance	0.008070	81.42					
Life Insurance	0.000213	31.95					
Holiday Pay		0.00					
Uniform Allowance		0.00					
Standby		0.00					
Retiree Medical		794.80					
Deferred Comp.	3% + \$110	412.69					
Workers Comp.	0.046430	468.46					
Vision Insurance		23.69					
Medicare	0.014500	146.30					
				Hourly Rate & Benefits	145.10% Department Overhead	17.95% Citywide Overhead	Total Hourly Rate
	Total Benefits	\$5,991.31	59.38%	\$107.21	\$155.56	\$19.24	\$282.01
	Annual Salary + Benefits			\$192,970.64			
Step B		\$10,594.06 /Month		\$70.63 /Hour			
	Total Benefits	\$6,127.41	57.84%	\$111.48	\$161.75	\$20.01	\$293.24
	Annual Salary + Benefits			\$200,657.69			
Step C		\$11,123.76 /Month		\$74.16 /Hour			
	Total Benefits	\$6,270.33	56.37%	\$115.96	\$168.26	\$20.81	\$305.03
	Annual Salary + Benefits			\$208,729.09			
Step D		\$11,679.95 /Month		\$77.87 /Hour			
	Total Benefits	\$6,420.39	54.97%	\$120.67	\$175.09	\$21.66	\$317.42
	Annual Salary + Benefits			\$217,204.07			
Step E		\$12,263.95 /Month		\$81.76 /Hour			
	Total Benefits	\$6,577.95	53.64%	\$125.61	\$182.26	\$22.55	\$330.42
	Annual Salary + Benefits			\$226,102.79			



Wastewater Treatment Plant Operator Assistant
Department: Public Works

Step A		\$5,003.06 /Month		\$33.35 /Hour			
<u>Benefit</u>	<u>Multiplier</u>			<u>Hourly Rate & Benefits</u>	<u>Department Overhead</u>	<u>Citywide Overhead</u>	<u>Total Hourly Rate</u>
PERS - Employer	0.200800	1,004.62					
Management Incentive		0.00					
EAP		3.89					
Health Insurance		1,846.13					
Dental Insurance		155.99					
LTD & STD Insurance	0.008070	40.37					
Life Insurance	0.000213	19.18					
Holiday Pay		0.00					
Uniform Allowance		0.00					
Standby		0.00					
Retiree Medical		794.80					
Deferred Comp.		0.00					
Workers Comp.	0.046430	232.29			145.10%	17.95%	
Vision Insurance		23.69					
Medicare	0.014500	72.54					
Total Benefits		\$4,193.51	83.82%	\$61.31	\$88.96	\$11.01	\$161.28
Annual Salary + Benefits				<u>\$110,358.86</u>			
Step B		\$5,253.22 /Month		\$35.02 /Hour			
Total Benefits		\$4,261.00	81.11%	\$63.43	\$92.03	\$11.39	\$166.85
Annual Salary + Benefits				<u>\$114,170.59</u>			
Step C		\$5,515.88 /Month		\$36.77 /Hour			
Total Benefits		\$4,331.87	78.53%	\$65.65	\$95.26	\$11.78	\$172.69
Annual Salary + Benefits				<u>\$118,172.91</u>			
Step D		\$5,791.67 /Month		\$38.61 /Hour			
Total Benefits		\$4,406.27	76.08%	\$67.99	\$98.65	\$12.20	\$178.84
Annual Salary + Benefits				<u>\$122,375.35</u>			
Step E		\$6,081.25 /Month		\$40.54 /Hour			
Total Benefits		\$4,484.40	73.74%	\$70.44	\$102.21	\$12.64	\$185.29
Annual Salary + Benefits				<u>\$126,787.91</u>			



Wastewater Treatment Plant Operator I
Department: Public Works

Step A		\$6,081.25 /Month		\$40.54 /Hour			
<u>Benefit</u>	<u>Multiplier</u>			<u>Hourly Rate & Benefits</u>	<u>145.10% Department Overhead</u>	<u>17.95% Citywide Overhead</u>	<u>Total Hourly Rate</u>
PERS - Employer	0.200800	1,221.12					
Management Incentive		0.00					
EAP		3.89					
Health Insurance		1,846.13					
Dental Insurance		155.99					
LTD & STD Insurance	0.008070	49.08					
Life Insurance	0.000213	23.32					
Holiday Pay		0.00					
Uniform Allowance		0.00					
Standby		0.00					
Retiree Medical		794.80					
Deferred Comp.		0.00					
Workers Comp.	0.046430	282.35					
Vision Insurance		23.69					
Medicare	0.014500	88.18					
Total Benefits		\$4,488.54	73.81%	\$70.47	\$102.25	\$12.65	\$185.37
Annual Salary + Benefits				<u>\$126,837.51</u>			
Step B		\$6,385.32 /Month		\$42.57 /Hour			
Total Benefits		\$4,570.57	71.58%	\$73.04	\$105.98	\$13.11	\$192.13
Annual Salary + Benefits				<u>\$131,470.70</u>			
Step C		\$6,704.58 /Month		\$44.70 /Hour			
Total Benefits		\$4,656.71	69.46%	\$75.74	\$109.90	\$13.60	\$199.24
Annual Salary + Benefits				<u>\$136,335.55</u>			
Step D		\$7,039.81 /Month		\$46.93 /Hour			
Total Benefits		\$4,747.16	67.43%	\$78.58	\$114.02	\$14.11	\$206.71
Annual Salary + Benefits				<u>\$141,443.63</u>			
Step E		\$7,391.80 /Month		\$49.28 /Hour			
Total Benefits		\$4,842.12	65.51%	\$81.56	\$118.34	\$14.64	\$214.54
Annual Salary + Benefits				<u>\$146,807.13</u>			



Wastewater Treatment Plant Operator II

Department: Public Works

Step A		\$6,704.58 /Month		\$44.70 /Hour			
<u>Benefit</u>	<u>Multiplier</u>			<u>Hourly Rate & Benefits</u>	<u>Department Overhead</u>	<u>Citywide Overhead</u>	<u>Total Hourly Rate</u>
PERS - Employer	0.200800	1,346.28					
Management Incentive		0.00					
EAP		3.89					
Health Insurance		1,846.13					
Dental Insurance		155.99					
LTD & STD Insurance	0.008070	54.11					
Life Insurance	0.000213	25.71					
Holiday Pay		0.00					
Uniform Allowance		0.00					
Standby		0.00					
Retiree Medical		794.80					
Deferred Comp.		0.00					
Workers Comp.	0.046430	311.29			145.10%	17.95%	
Vision Insurance		23.69					
Medicare	0.014500	97.22					
Total Benefits		\$4,659.10	69.49%	\$75.76	\$109.92	\$13.60	\$199.28
Annual Salary + Benefits				<u>\$136,364.22</u>			
Step B		\$7,039.81 /Month		\$46.93 /Hour			
Total Benefits		\$4,749.55	67.47%	\$78.60	\$114.04	\$14.11	\$206.75
Annual Salary + Benefits				<u>\$141,472.31</u>			
Step C		\$7,391.80 /Month		\$49.28 /Hour			
Total Benefits		\$4,844.51	65.54%	\$81.58	\$118.37	\$14.64	\$214.59
Annual Salary + Benefits				<u>\$146,835.80</u>			
Step D		\$7,761.39 /Month		\$51.74 /Hour			
Total Benefits		\$4,944.23	63.70%	\$84.70	\$122.91	\$15.20	\$222.81
Annual Salary + Benefits				<u>\$152,467.47</u>			
Step E		\$8,149.46 /Month		\$54.33 /Hour			
Total Benefits		\$5,048.93	61.95%	\$87.99	\$127.67	\$15.79	\$231.45
Annual Salary + Benefits				<u>\$158,380.72</u>			



Wastewater Treatment Plant Operator III
Department: Public Works

Step A		\$7,391.80 /Month		\$49.28 /Hour			
<u>Benefit</u>	<u>Multiplier</u>				<u>Category</u>		
PERS - Employer	0.200800	1,552.77			Public Works - Maintenance		
Management Incentive		0.00					
EAP		3.89					
Health Insurance		1,846.13					
Dental Insurance		155.99					
LTD & STD Insurance	0.008070	59.65					
Life Insurance	0.008070	31.95					
Holiday Pay	8.0	341.12					
Uniform Allowance		0.00					
Standby		0.00					
Retiree Medical		794.80					
Deferred Comp.		0.00					
Workers Comp.	0.046430	359.04					
Vision Insurance		23.69					
Medicare	0.014500	112.13					
				Hourly Rate & Benefits	145.10% Department Overhead	17.95% Citywide Overhead	Total Hourly Rate
	Total Benefits	\$5,281.16	71.45%	\$84.49	\$122.59	\$15.17	\$222.25
	Annual Salary + Benefits			<u>\$152,075.56</u>			
Step B		\$7,761.39 /Month		\$51.74 /Hour			
	Total Benefits	\$5,402.48	69.61%	\$87.76	\$127.34	\$15.75	\$230.85
	Annual Salary + Benefits			<u>\$157,966.43</u>			
Step C		\$8,149.46 /Month		\$54.33 /Hour			
	Total Benefits	\$5,529.69	67.85%	\$91.19	\$132.32	\$16.37	\$239.88
	Annual Salary + Benefits			<u>\$164,149.79</u>			
Step D		\$8,556.94 /Month		\$57.05 /Hour			
	Total Benefits	\$5,663.44	66.19%	\$94.80	\$137.56	\$17.02	\$249.38
	Annual Salary + Benefits			<u>\$170,644.56</u>			
Step E		\$8,984.78 /Month		\$59.90 /Hour			
	Total Benefits	\$5,803.71	64.59%	\$98.59	\$143.05	\$17.70	\$259.34
	Annual Salary + Benefits			<u>\$177,461.89</u>			



Wastewater Treatment Plant Senior Operator
Department: Public Works

Step A		\$8,149.46 /Month		\$54.33 /Hour			
<u>Benefit</u>	<u>Multiplier</u>			<u>Hourly Rate & Benefits</u>	<u>145.10% Department Overhead</u>	<u>17.95% Citywide Overhead</u>	<u>Total Hourly Rate</u>
PERS - Employer	0.200800	1,636.41					
Management Incentive		0.00					
EAP		3.89					
Health Insurance		1,846.13					
Dental Insurance		155.99					
LTD & STD Insurance	0.008070	65.77					
Life Insurance	0.000213	31.25					
Holiday Pay		0.00					
Uniform Allowance		0.00					
Standby		0.00					
Retiree Medical		794.80					
Deferred Comp.		0.00					
Workers Comp.	0.046430	378.38					
Vision Insurance		23.69					
Medicare	0.014500	118.17					
	Total Benefits	\$5,054.47	62.02%	\$88.03	\$127.73	\$15.80	\$231.56
		Annual Salary + Benefits		<u>\$158,447.20</u>			
Step B		\$8,556.94 /Month		\$57.05 /Hour			
	Total Benefits	\$5,164.41	60.35%	\$91.48	\$132.73	\$16.42	\$240.63
		Annual Salary + Benefits		<u>\$164,656.11</u>			
Step C		\$8,984.78 /Month		\$59.90 /Hour			
	Total Benefits	\$5,279.84	58.76%	\$95.10	\$137.99	\$17.07	\$250.16
		Annual Salary + Benefits		<u>\$171,175.47</u>			
Step D		\$9,434.02 /Month		\$62.89 /Hour			
	Total Benefits	\$5,401.04	57.25%	\$98.90	\$143.50	\$17.75	\$260.15
		Annual Salary + Benefits		<u>\$178,020.80</u>			
Step E		\$9,905.72 /Month		\$66.04 /Hour			
	Total Benefits	\$5,528.31	55.81%	\$102.89	\$149.30	\$18.47	\$270.66
		Annual Salary + Benefits		<u>\$185,208.39</u>			



Wastewater Treatment Plant Supervisor
Department: Public Works

Step A		\$8,839.86 /Month		\$58.93 /Hour			
<u>Benefit</u>	<u>Multiplier</u>			<u>Category</u>			
PERS - Employer	0.200800	1,775.04		Non-Sworn Professionals / Supervisors			
Management Incentive		0.00					
EAP		3.89					
Health Insurance		1,846.13					
Dental Insurance		155.99					
LTD & STD Insurance	0.008070	71.34					
Life Insurance	0.000213	31.95					
Holiday Pay		0.00					
Uniform Allowance		0.00					
Standby		0.00					
Retiree Medical		794.80					
Deferred Comp.	2% + \$110	286.80					
Workers Comp.	0.046430	410.43					
Vision Insurance		23.69					
Medicare	0.014500	128.18					
				Hourly Rate & Benefits	145.10% Department Overhead	17.95% Citywide Overhead	Total Hourly Rate
	Total Benefits	\$5,528.24	62.54%	\$95.79	\$138.99	\$17.19	\$251.97
	Annual Salary + Benefits			\$172,417.19			
Step B		\$9,281.85 /Month		\$61.88 /Hour			
	Total Benefits	\$5,647.49	60.84%	\$99.53	\$144.42	\$17.87	\$261.82
	Annual Salary + Benefits			\$179,152.10			
Step C		\$9,745.94 /Month		\$64.97 /Hour			
	Total Benefits	\$5,772.70	59.23%	\$103.46	\$150.12	\$18.57	\$272.15
	Annual Salary + Benefits			\$186,223.75			
Step D		\$10,233.24 /Month		\$68.22 /Hour			
	Total Benefits	\$5,904.18	57.70%	\$107.58	\$156.10	\$19.31	\$282.99
	Annual Salary + Benefits			\$193,648.99			
Step E		\$10,744.90 /Month		\$71.63 /Hour			
	Total Benefits	\$6,042.22	56.23%	\$111.91	\$162.39	\$20.09	\$294.39
	Annual Salary + Benefits			\$201,445.49			



Water Conservation Specialist Department: Public Works

Step A		\$6,146.38 /Month		\$40.98 /Hour			
<u>Benefit</u>	<u>Multiplier</u>			<u>Category</u>			
PERS - Employer	0.200800	1,234.19		Public Works - Maintenance			
Management Incentive		0.00					
EAP		3.89					
Health Insurance		1,846.13					
Dental Insurance		155.99					
LTD & STD Insurance	0.008070	49.60					
Life Insurance	0.000213	23.57					
Holiday Pay		0.00					
Uniform Allowance		0.00					
Standby		0.00					
Retiree Medical		794.80					
Deferred Comp.		0.00					
Workers Comp.	0.046430	285.38					
Vision Insurance		23.69					
Medicare	0.014500	89.12					
				Hourly Rate & Benefits	145.10% Department Overhead	17.95% Citywide Overhead	Total Hourly Rate
	Total Benefits	\$4,506.36	73.32%	\$71.02	\$103.05	\$12.75	\$186.82
		Annual Salary + Benefits		<u>\$127,832.90</u>			
Step B		\$6,453.70 /Month		\$43.02 /Hour			
	Total Benefits	\$4,589.27	71.11%	\$73.62	\$106.82	\$13.21	\$193.65
		Annual Salary + Benefits		<u>\$132,515.70</u>			
Step C		\$6,776.39 /Month		\$45.18 /Hour			
	Total Benefits	\$4,676.33	69.01%	\$76.35	\$110.79	\$13.71	\$200.85
		Annual Salary + Benefits		<u>\$137,432.65</u>			
Step D		\$7,115.21 /Month		\$47.43 /Hour			
	Total Benefits	\$4,767.75	67.01%	\$79.22	\$114.95	\$14.22	\$208.39
		Annual Salary + Benefits		<u>\$142,595.44</u>			
Step E		\$7,470.97 /Month		\$49.81 /Hour			
	Total Benefits	\$4,863.73	65.10%	\$82.23	\$119.32	\$14.76	\$216.31
		Annual Salary + Benefits		<u>\$148,016.37</u>			



Water Distribution Supervisor
Department: Public Works

Step A		\$8,839.86 /Month		\$58.93 /Hour			
<u>Benefit</u>	<u>Multiplier</u>			<u>Category</u>			
PERS - Employer	0.200800	1,775.04		Non-Sworn Professionals / Supervisors			
Management Incentive		0.00					
EAP		3.89					
Health Insurance		1,846.13					
Dental Insurance		155.99					
LTD & STD Insurance	0.008070	71.34					
Life Insurance	0.000213	31.95					
Holiday Pay		0.00					
Uniform Allowance		0.00					
Standby		0.00					
Retiree Medical		794.80					
Deferred Comp.	2% + \$110	286.80					
Workers Comp.	0.046430	410.43					
Vision Insurance		23.69					
Medicare	0.014500	128.18					
				Hourly Rate & Benefits	145.10% Department Overhead	17.95% Citywide Overhead	Total Hourly Rate
	Total Benefits	\$5,528.24	62.54%	\$95.79	\$138.99	\$17.19	\$251.97
	Annual Salary + Benefits			\$172,417.19			
Step B		\$9,281.85 /Month		\$61.88 /Hour			
	Total Benefits	\$5,647.49	60.84%	\$99.53	\$144.42	\$17.87	\$261.82
	Annual Salary + Benefits			\$179,152.10			
Step C		\$9,745.94 /Month		\$64.97 /Hour			
	Total Benefits	\$5,772.70	59.23%	\$103.46	\$150.12	\$18.57	\$272.15
	Annual Salary + Benefits			\$186,223.75			
Step D		\$10,233.24 /Month		\$68.22 /Hour			
	Total Benefits	\$5,904.18	57.70%	\$107.58	\$156.10	\$19.31	\$282.99
	Annual Salary + Benefits			\$193,648.99			
Step E		\$10,744.90 /Month		\$71.63 /Hour			
	Total Benefits	\$6,042.22	56.23%	\$111.91	\$162.39	\$20.09	\$294.39
	Annual Salary + Benefits			\$201,445.49			



Water Distribution Worker I
Department: Public Works

Step A		\$6,153.03 /Month		\$41.02 /Hour			
<u>Benefit</u>	<u>Multiplier</u>			<u>Hourly Rate & Benefits</u>	<u>Department Overhead</u>	<u>Citywide Overhead</u>	<u>Total Hourly Rate</u>
PERS - Employer	0.200800	1,235.53					
Management Incentive		0.00					
EAP		3.89					
Health Insurance		1,846.13					
Dental Insurance		155.99					
LTD & STD Insurance	0.008070	49.65					
Life Insurance	0.000213	23.59					
Holiday Pay		0.00					
Uniform Allowance		0.00					
Standby		0.00					
Retiree Medical		794.80					
Deferred Comp.		0.00					
Workers Comp.	0.046430	285.69			145.10%	17.95%	
Vision Insurance		23.69					
Medicare	0.014500	89.22					
Total Benefits		\$4,508.18	73.27%	\$71.07	\$103.13	\$12.76	\$186.96
Annual Salary + Benefits				<u>\$127,934.54</u>			
Step B		\$6,460.68 /Month		\$43.07 /Hour			
Total Benefits		\$4,591.18	71.06%	\$73.68	\$106.91	\$13.23	\$193.82
Annual Salary + Benefits				<u>\$132,622.41</u>			
Step C		\$6,783.72 /Month		\$45.22 /Hour			
Total Benefits		\$4,678.34	68.96%	\$76.41	\$110.88	\$13.72	\$201.01
Annual Salary + Benefits				<u>\$137,544.67</u>			
Step D		\$7,122.90 /Month		\$47.49 /Hour			
Total Benefits		\$4,769.85	66.96%	\$79.29	\$115.04	\$14.23	\$208.56
Annual Salary + Benefits				<u>\$142,713.05</u>			
Step E		\$7,479.05 /Month		\$49.86 /Hour			
Total Benefits		\$4,865.94	65.06%	\$82.30	\$119.42	\$14.77	\$216.49
Annual Salary + Benefits				<u>\$148,139.85</u>			



Water Distribution Worker II
Department: Public Works

Step A		\$6,783.72 /Month		\$45.22 /Hour			
<u>Benefit</u>	<u>Multiplier</u>				<u>Category</u>		
PERS - Employer	0.200800	1,362.17			Public Works - Maintenance		
Management Incentive		0.00					
EAP		3.89					
Health Insurance		1,846.13					
Dental Insurance		155.99					
LTD & STD Insurance	0.008070	54.74					
Life Insurance	0.000213	26.01					
Holiday Pay		0.00					
Uniform Allowance		0.00					
Standby		0.00					
Retiree Medical		794.80					
Deferred Comp.		0.00					
Workers Comp.	0.046430	314.97					
Vision Insurance		23.69					
Medicare	0.014500	98.36					
				Hourly Rate & Benefits	145.10% Department Overhead	17.95% Citywide Overhead	Total Hourly Rate
	Total Benefits	\$4,680.76	69.00%	\$76.43	\$110.90	\$13.72	\$201.05
	Annual Salary + Benefits			\$137,573.69			
Step B		\$7,122.90 /Month		\$47.49 /Hour			
	Total Benefits	\$4,772.27	67.00%	\$79.30	\$115.07	\$14.23	\$208.60
	Annual Salary + Benefits			\$142,742.07			
Step C		\$7,479.05 /Month		\$49.86 /Hour			
	Total Benefits	\$4,868.36	65.09%	\$82.32	\$119.44	\$14.78	\$216.54
	Annual Salary + Benefits			\$148,168.87			
Step D		\$7,853.00 /Month		\$52.35 /Hour			
	Total Benefits	\$4,969.25	63.28%	\$85.48	\$124.03	\$15.34	\$224.85
	Annual Salary + Benefits			\$153,867.01			
Step E		\$8,245.65 /Month		\$54.97 /Hour			
	Total Benefits	\$5,075.19	61.55%	\$88.81	\$128.86	\$15.94	\$233.61
	Annual Salary + Benefits			\$159,850.05			



Water Operations Manager
Department: Public Works

Step A		\$10,089.58 /Month		\$67.26 /Hour			
<u>Benefit</u>	<u>Multiplier</u>			<u>Category</u>			
PERS - Employer	0.200800	2,025.99		Non-Sworn Managers / Confidential			
Management Incentive		0.00					
EAP		3.89					
Health Insurance		1,846.13					
Dental Insurance		155.99					
LTD & STD Insurance	0.008070	81.42					
Life Insurance	0.000213	31.95					
Holiday Pay		0.00					
Uniform Allowance		0.00					
Standby		0.00					
Retiree Medical		794.80					
Deferred Comp.	3% + \$110	412.69					
Workers Comp.	0.046430	468.46					
Vision Insurance		23.69					
Medicare	0.014500	146.30					
				Hourly Rate	145.10%	17.95%	
				& Benefits	Department	Citywide	Total Hourly
					Overhead	Overhead	Rate
	Total Benefits	\$5,991.31	59.38%	\$107.21	\$155.56	\$19.24	\$282.01
		Annual Salary + Benefits		<u>\$192,970.64</u>			
Step B		\$10,594.06 /Month		\$70.63 /Hour			
	Total Benefits	\$6,127.41	57.84%	\$111.48	\$161.75	\$20.01	\$293.24
		Annual Salary + Benefits		<u>\$200,657.69</u>			
Step C		\$11,123.76 /Month		\$74.16 /Hour			
	Total Benefits	\$6,270.33	56.37%	\$115.96	\$168.26	\$20.81	\$305.03
		Annual Salary + Benefits		<u>\$208,729.09</u>			
Step D		\$11,679.95 /Month		\$77.87 /Hour			
	Total Benefits	\$6,420.39	54.97%	\$120.67	\$175.09	\$21.66	\$317.42
		Annual Salary + Benefits		<u>\$217,204.07</u>			
Step E		\$12,263.95 /Month		\$81.76 /Hour			
	Total Benefits	\$6,577.95	53.64%	\$125.61	\$182.26	\$22.55	\$330.42
		Annual Salary + Benefits		<u>\$226,102.79</u>			



Water Production Supervisor
Department: Public Works

Step A		\$8,839.86 /Month		\$58.93 /Hour			
<u>Benefit</u>	<u>Multiplier</u>			<u>Category</u>			
PERS - Employer	0.200800	1,775.04		Non-Sworn Professionals / Supervisors			
Management Incentive		0.00					
EAP		3.89					
Health Insurance		1,846.13					
Dental Insurance		155.99					
LTD & STD Insurance	0.008070	71.34					
Life Insurance	0.000213	31.95					
Holiday Pay		0.00					
Uniform Allowance		0.00					
Standby		0.00					
Retiree Medical		794.80					
Deferred Comp.	2% + \$110	286.80					
Workers Comp.	0.046430	410.43					
Vision Insurance		23.69					
Medicare	0.014500	128.18					
				Hourly Rate & Benefits	145.10% Department Overhead	17.95% Citywide Overhead	Total Hourly Rate
	Total Benefits	\$5,528.24	62.54%	\$95.79	\$138.99	\$17.19	\$251.97
	Annual Salary + Benefits			\$172,417.19			
Step B		\$9,281.85 /Month		\$61.88 /Hour			
	Total Benefits	\$5,647.49	60.84%	\$99.53	\$144.42	\$17.87	\$261.82
	Annual Salary + Benefits			\$179,152.10			
Step C		\$9,745.94 /Month		\$64.97 /Hour			
	Total Benefits	\$5,772.70	59.23%	\$103.46	\$150.12	\$18.57	\$272.15
	Annual Salary + Benefits			\$186,223.75			
Step D		\$10,233.24 /Month		\$68.22 /Hour			
	Total Benefits	\$5,904.18	57.70%	\$107.58	\$156.10	\$19.31	\$282.99
	Annual Salary + Benefits			\$193,648.99			
Step E		\$10,744.90 /Month		\$71.63 /Hour			
	Total Benefits	\$6,042.22	56.23%	\$111.91	\$162.39	\$20.09	\$294.39
	Annual Salary + Benefits			\$201,445.49			



Water Production Worker I
Department: Public Works

Step A		\$5,858.61 /Month		\$39.06 /Hour			
<u>Benefit</u>	<u>Multiplier</u>			<u>Hourly Rate & Benefits</u>	<u>Department Overhead</u>	<u>Citywide Overhead</u>	<u>Total Hourly Rate</u>
PERS - Employer	0.200800	1,176.41					
Management Incentive		0.00					
EAP		3.89					
Health Insurance		1,846.13					
Dental Insurance		155.99					
LTD & STD Insurance	0.008070	47.28					
Life Insurance	0.000213	22.46					
Holiday Pay		0.00					
Uniform Allowance		0.00					
Standby		0.00					
Retiree Medical		794.80					
Deferred Comp.		0.00					
Workers Comp.	0.046430	272.02			145.10%	17.95%	
Vision Insurance		23.69					
Medicare	0.014500	84.95					
Total Benefits		\$4,427.61	75.57%	\$68.57	\$99.50	\$12.31	\$180.38
Annual Salary + Benefits				<u>\$123,434.65</u>			
Step B		\$6,151.54 /Month		\$41.01 /Hour			
Total Benefits		\$4,506.65	73.26%	\$71.05	\$103.10	\$12.75	\$186.90
Annual Salary + Benefits				<u>\$127,898.21</u>			
Step C		\$6,459.11 /Month		\$43.06 /Hour			
Total Benefits		\$4,589.63	71.06%	\$73.66	\$106.88	\$13.22	\$193.76
Annual Salary + Benefits				<u>\$132,584.94</u>			
Step D		\$6,782.07 /Month		\$45.21 /Hour			
Total Benefits		\$4,676.76	68.96%	\$76.39	\$110.85	\$13.71	\$200.95
Annual Salary + Benefits				<u>\$137,506.01</u>			
Step E		\$7,121.17 /Month		\$47.47 /Hour			
Total Benefits		\$4,768.25	66.96%	\$79.26	\$115.01	\$14.23	\$208.50
Annual Salary + Benefits				<u>\$142,673.14</u>			



Water Production Worker II
Department: Public Works

Step A		\$6,459.11 /Month		\$43.06 /Hour			
<u>Benefit</u>	<u>Multiplier</u>			<u>Hourly Rate & Benefits</u>	<u>Department Overhead</u>	<u>Citywide Overhead</u>	<u>Total Hourly Rate</u>
PERS - Employer	0.200800	1,296.99					
Management Incentive		0.00					
EAP		3.89					
Health Insurance		1,846.13					
Dental Insurance		155.99					
LTD & STD Insurance	0.008070	52.13					
Life Insurance	0.000213	24.76					
Holiday Pay		0.00					
Uniform Allowance		0.00					
Standby		0.00					
Retiree Medical		794.80					
Deferred Comp.		0.00					
Workers Comp.	0.046430	299.90			145.10%	17.95%	
Vision Insurance		23.69					
Medicare	0.014500	93.66					
Total Benefits		\$4,591.93	71.09%	\$73.67	\$106.90	\$13.22	\$193.79
Annual Salary + Benefits				<u>\$132,612.57</u>			
Step B		\$6,782.07 /Month		\$45.21 /Hour			
Total Benefits		\$4,679.07	68.99%	\$76.41	\$110.87	\$13.72	\$201.00
Annual Salary + Benefits				<u>\$137,533.64</u>			
Step C		\$7,121.17 /Month		\$47.47 /Hour			
Total Benefits		\$4,770.56	66.99%	\$79.28	\$115.03	\$14.23	\$208.54
Annual Salary + Benefits				<u>\$142,700.76</u>			
Step D		\$7,477.23 /Month		\$49.85 /Hour			
Total Benefits		\$4,866.62	65.09%	\$82.29	\$119.41	\$14.77	\$216.47
Annual Salary + Benefits				<u>\$148,126.24</u>			
Step E		\$7,851.09 /Month		\$52.34 /Hour			
Total Benefits		\$4,967.49	63.27%	\$85.46	\$124.00	\$15.34	\$224.80
Annual Salary + Benefits				<u>\$153,823.00</u>			



Water Service Worker I
Department: Public Works

Step A		\$5,575.68 /Month		\$37.17 /Hour			
<u>Benefit</u>	<u>Multiplier</u>			<u>Hourly Rate & Benefits</u>	<u>Department Overhead</u>	<u>Citywide Overhead</u>	<u>Total Hourly Rate</u>
PERS - Employer	0.200800	1,119.60					
Management Incentive		0.00					
EAP		3.89					
Health Insurance		1,846.13					
Dental Insurance		155.99					
LTD & STD Insurance	0.008070	45.00					
Life Insurance	0.000213	21.38					
Holiday Pay		0.00					
Uniform Allowance		0.00					
Standby		0.00					
Retiree Medical		794.80					
Deferred Comp.		0.00					
Workers Comp.	0.046430	258.88			145.10%	17.95%	
Vision Insurance		23.69					
Medicare	0.014500	80.85					
Total Benefits		\$4,350.20	78.02%	\$66.17	\$96.02	\$11.88	\$174.07
Annual Salary + Benefits				<u>\$119,110.55</u>			
Step B		\$5,854.47 /Month		\$39.03 /Hour			
Total Benefits		\$4,425.41	75.59%	\$68.53	\$99.44	\$12.30	\$180.27
Annual Salary + Benefits				<u>\$123,358.55</u>			
Step C		\$6,147.19 /Month		\$40.98 /Hour			
Total Benefits		\$4,504.39	73.28%	\$71.01	\$103.04	\$12.75	\$186.80
Annual Salary + Benefits				<u>\$127,818.95</u>			
Step D		\$6,454.55 /Month		\$43.03 /Hour			
Total Benefits		\$4,587.31	71.07%	\$73.61	\$106.81	\$13.21	\$193.63
Annual Salary + Benefits				<u>\$132,502.37</u>			
Step E		\$6,777.28 /Month		\$45.18 /Hour			
Total Benefits		\$4,674.39	68.97%	\$76.34	\$110.78	\$13.70	\$200.82
Annual Salary + Benefits				<u>\$137,419.96</u>			



Water Service Worker II
Department: Public Works

Step A		\$6,147.19 /Month		\$40.98 /Hour			
<u>Benefit</u>	<u>Multiplier</u>			<u>Hourly Rate & Benefits</u>	<u>Department Overhead</u>	<u>Citywide Overhead</u>	<u>Total Hourly Rate</u>
PERS - Employer	0.200800	1,234.36					
Management Incentive		0.00					
EAP		3.89					
Health Insurance		1,846.13					
Dental Insurance		155.99					
LTD & STD Insurance	0.008070	49.61					
Life Insurance	0.000213	23.57					
Holiday Pay		0.00					
Uniform Allowance		0.00					
Standby		0.00					
Retiree Medical		794.80					
Deferred Comp.		0.00					
Workers Comp.	0.046430	285.41			145.10%	17.95%	
Vision Insurance		23.69					
Medicare	0.014500	89.13					
Total Benefits		\$4,506.58	73.31%	\$71.03	\$103.06	\$12.75	\$186.84
Annual Salary + Benefits				<u>\$127,845.24</u>			
Step B		\$6,454.55 /Month		\$43.03 /Hour			
Total Benefits		\$4,589.51	71.10%	\$73.63	\$106.83	\$13.22	\$193.68
Annual Salary + Benefits				<u>\$132,528.66</u>			
Step C		\$6,777.28 /Month		\$45.18 /Hour			
Total Benefits		\$4,676.58	69.00%	\$76.36	\$110.80	\$13.71	\$200.87
Annual Salary + Benefits				<u>\$137,446.26</u>			
Step D		\$7,116.14 /Month		\$47.44 /Hour			
Total Benefits		\$4,768.00	67.00%	\$79.23	\$114.96	\$14.22	\$208.41
Annual Salary + Benefits				<u>\$142,609.73</u>			
Step E		\$7,471.95 /Month		\$49.81 /Hour			
Total Benefits		\$4,864.00	65.10%	\$82.24	\$119.33	\$14.76	\$216.33
Annual Salary + Benefits				<u>\$148,031.37</u>			



Webmaster

Department: Finance and Information Systems

Step A		\$7,571.36 /Month		\$50.48 /Hour				
<u>Benefit</u>	<u>Multiplier</u>			<u>Category</u>				
PERS - Employer	0.200800	1,520.33		Non-Sworn Professionals / Supervisors				
Management Incentive		0.00						
EAP		3.89						
Health Insurance		1,846.13						
Dental Insurance		155.99						
LTD & STD Insurance	0.008070	61.10						
Life Insurance	0.000213	29.03						
Holiday Pay		0.00						
Uniform Allowance		0.00						
Standby		0.00						
Retiree Medical		794.80						
Deferred Comp.	2% + \$110	261.43						
Workers Comp.	0.046430	351.54						
Vision Insurance		23.69						
Medicare	0.014500	109.78		Hourly Rate & Benefits	31.28% Department Overhead	17.95% Citywide Overhead	Total Hourly Rate	
	Total Benefits	\$5,157.71	68.12%	\$84.86	\$26.54	\$15.23	\$126.63	
Annual Salary + Benefits				<u>\$152,748.80</u>				
Step B		\$7,949.93 /Month		\$53.00 /Hour				
		Total Benefits	\$5,259.85	66.16%	\$88.07	\$27.55	\$15.81	\$131.43
Annual Salary + Benefits				<u>\$158,517.26</u>				
Step C		\$8,347.42 /Month		\$55.65 /Hour				
		Total Benefits	\$5,367.09	64.30%	\$91.43	\$28.60	\$16.41	\$136.44
Annual Salary + Benefits				<u>\$164,574.15</u>				
Step D		\$8,764.79 /Month		\$58.43 /Hour				
		Total Benefits	\$5,479.70	62.52%	\$94.96	\$29.70	\$17.05	\$141.71
Annual Salary + Benefits				<u>\$170,933.89</u>				
Step E		\$9,203.03 /Month		\$61.35 /Hour				
		Total Benefits	\$5,597.93	60.83%	\$98.67	\$30.86	\$17.71	\$147.24
Annual Salary + Benefits				<u>\$177,611.61</u>				

Fees:

Each fee is categorized by department and/or division. All fees associated with services performed by the City are presented.



City Manager Administration Fees

Fee Description	Fee
Agenda Packet Subscription	Actual Cost
Annual Paper copy (deposit)	\$400.00
Annual Email copy	No Charge
Candidate's Statement of Qualifications ¹	Actual Cost
Compact Disc - If mailed, postage fees will apply	\$14.36
Audio/Video DVD - If mailed, postage fees will apply	\$24.75
Document Certification (per document)	\$28.71
Notary Fee ² (per signature)	\$15.00
Notice of Intent to Circulate Petition ³	\$200.00
Passport Execution Fee ⁴	\$35.00
Passport Photos (each)	\$22.19
Political Reform Act Copies of Documents ⁵ (per page)	\$0.10
Political Reform Act Retrieval Fee ⁵ - More Than Five Years Old	\$5.00
Subpoenaed Staff as Witness ⁶	Actual Cost
\$275.00 Deposit (per day)	
Photocopies:	
Pages 1-20 (per page)	\$0.32
Pages 21 and above (per page)	\$0.11
Photocopies - larger than legal size (per page)	\$3.93
Copies - Plotted Maps (per map)	\$22.19
Printout of Electronic Documents (per page)	\$0.11
Documents and Books (printed by contractor)	Actual Cost
Postage and Shipping (packaging)	Actual Cost

¹ Election Code (E.C.) 13307

² Government Code (G.C.) 8211

³ E.C. 9202

⁴ Fee prescribed by Secretary of State regulation in U.S. Department of State Government Code 22 U.S.C. 214, 22 C.F.R. 22.1, 22 C.F.R 51.50-56

⁵ § 81008 Political Reform Act

⁶ G.C. §68096.1



**Finance and Information Systems
Business License Tax and Fees**

Fee Description	Fee
Gross Receipts:¹	
\$0 - \$333,333	\$100.00
\$333,334 - \$500,000	\$0.30 per \$1,000
\$500,001 - \$1,000,000	\$150 + \$0.25 per \$1,000 in excess of \$500,000
\$1,000,001 and up	\$275 + \$0.15 per \$1,000 in excess of \$1,000,000
Initial Application Fee	\$48.93
Certificate Duplication Fee	\$32.62
Business License Listing (per page)	\$0.32
State Mandated Fee SB1186 ²	\$4.00
Late Penalty	10% - \$30.00 Minimum
Special Events - Umbrella Business License Tax beginning February 1, 2017:³	
Promoter:	
Non-Profit	\$0.00
Profit	\$100.00 per event
Events held on property owned by other Governmental or Religious Organizations	\$0.00
Vendor Booth cost to ALL Promoters:	
Events held on property owned by other Governmental or Religious Organizations	\$0.00
Open 4 hours or less	\$0.00
Open over 4 hours with 5 or fewer total booths	\$10.00 per event/per booth
Open over 4 hours with over 5 total booths	\$25.00 per event/per booth

¹ Per Brentwood Municipal Code § 5.04.060

² Certified Access Specialist Program (CASP) per SB1186 collected from January 1, 2018 until December 31, 2023

³ Per Ordinance 973 adopted June 28, 2016 and Brentwood Municipal Code § 5.08.010



**Finance and Information Systems
Collection Fees**

Fee Description	Fee
Attorney Fee	Actual Cost
Collection Fee	Actual Cost
Liens and Assessments	Actual Cost



**Finance and Information Systems
Utility Billing Fees**

Fee Description	Fee
Hydrant Meter - Late Fee ¹	\$250.00
Balance Due - Late Fee ¹	5% delinquency penalty
Application Fee	\$43.89
Return Payment Fee ²	\$17.53

¹ *Approved by Ordinance 918, February 2013*

² *Applies to all checks received by the City of Brentwood*



**Citywide
Emergency Event/Response/Clean-Up Fees/Services**

Fee Description	Fee
Personnel	Actual Cost City Staff, Total Hourly Rate Step E
Equipment	Caltrans Published Rates ¹

¹ Caltrans Published Rates, Labor Surcharge and Equipment Rental, in effect at the time of Cost Allocation Plan adoption

**Citywide
Planned Event/Response/Clean-Up Fees/Services**

Fee Description	Fee
City Staff Time Normal Working Hours	Step E Salary Hourly Rate ²
City Staff Time Outside Working Hours	Step E Salary Hourly Rate at Time and One Half ²

² Excludes Citywide Overhead and Benefits



**Community Development
Building Fees
Building Valuation Schedule
Calculation - Schedule A**

Fee Description Type of Building	Fee ¹ Valuation Per Square Foot
A-1 THEATERS:	
Type IA, IB, IIA & IIB	\$93.80
Type IIIA	\$68.10
Type IIIB	\$64.80
Type IV & VA	\$61.40
Type VB	\$58.60
A-2 RESTAURANTS:	
Type IA, IB, IIA, IIB & IIIA	\$80.00
Type IIIB	\$76.20
Type IV & VA	\$70.90
Type VB	\$67.50
A-3 AUDITORIUMS:	
Type IA & IB	\$89.70
Type IIA	\$63.70
Type IIB	\$60.50
Type IIIA	\$68.10
Type IIIB	\$64.90
Type IV & VA	\$62.50
Type VB	\$59.40
A-3 CHURCHES:	
Type IA & IB	\$84.70
Type IIA	\$63.30
Type IIB	\$60.10
Type IIIA	\$67.90
Type IIIB	\$64.70
Type IV & VA	\$61.80
Type VB	\$58.90
A-3 LIBRARIES:	
Type IA & IB	\$100.80
Type IIA	\$70.50
Type IIB	\$66.90
Type IIIA	\$76.70
Type IIIB	\$73.00
Type IV & VA	\$68.70
Type VB	\$65.50

¹ Add 0.5 percent to total cost for each story over three stories



**Community Development
Building Fees
Building Valuation Schedule
Calculation - Schedule A**

Fee Description Type of Building	Fee ¹ Valuation Per Square Foot
A-3 PUBLIC BUILDINGS:	
Type IA & IB	\$107.40
Type IIA	\$80.10
Type IIB	\$76.60
Type IIIA	\$89.70
Type IIIB	\$85.70
Type IV & VA	\$79.30
Type VB	\$76.10
A-3 BOWLING ALLEYS:	
Type IA, IB & IIA	\$42.90
Type IIB	\$89.10
Type IIIA	\$47.10
Type IIIB	\$44.80
Type IV, VA & VB	\$40.10
B BANKS:	
Type IA & IB	\$128.40
Type IIA	\$92.20
Type IIB	\$87.80
Type IIIA	\$104.50
Type IIIB	\$99.80
Type IV & VA	\$92.20
Type VB	\$87.70
B OFFICES:	
Type IA & IB	\$92.20
Type IIA	\$59.70
Type IIB	\$56.90
Type IIIA	\$65.70
Type IIIB	\$62.70
Type IV & VA	\$60.80
Type VB	\$58.00
E SCHOOLS:	
Type IA & IB	\$96.30
Type IIA & IIB	\$68.70
Type IIIA	\$69.20
Type IIIB	\$65.60
Type IV & VA	\$63.30
Type VB	\$69.90

¹ Add 0.5 percent to total cost for each story over three stories



**Community Development
Building Fees
Building Valuation Schedule
Calculation - Schedule A**

Fee Description Type of Building	Fee ¹ Valuation Per Square Foot
F-1, F-2, H-1, H-2, H-3, H-4 & H-5 INDUSTRIAL PLANTS:	
Type IA & IB	\$48.80
Type IIA	\$33.30
Type IIB	\$31.50
Type IIIA	\$36.70
Type IIIB	\$35.10
Type IV & VA	\$33.20
Type VB	\$31.20
I-1 CONVALESCENT HOSPITALS:	
Type IA & IB	\$120.20
Type IIA & IIB	\$94.20
Type IIIA & IIIB	\$100.80
Type IV, VA & VB	\$85.70
I-1 HOSPITALS:	
Type IA, IB, IIA & IIB	\$140.70
Type IIIA	\$117.10
Type VA	\$108.60
I-1 JAILS:	
Type IA, IB, IIA & IIB	\$137.60
Type IIIA	\$125.10
Type VA	\$89.90
I-2 HOMES FOR THE ELDERLY:	
Type IA & IB	\$88.60
Type IIA	\$71.00
Type IIB	\$67.60
Type IIIA	\$74.00
Type IIIB	\$70.80
Type IV & VA	\$70.60
Type VB	\$67.10
I-2 MEDICAL OFFICES:	
Type IA & IB	\$102.90
Type IIA	\$76.60
Type IIB	\$73.00
Type IIIA	\$83.80
Type IIIB	\$79.90
Type IV & VA	\$78.00
Type VB	\$73.70

¹ Add 0.5 percent to total cost for each story over three stories



**Community Development
Building Fees
Building Valuation Schedule
Calculation - Schedule A**

Fee Description Type of Building	Fee ¹ Valuation Per Square Foot
M STORES:	
Type IA & IB	\$72.10
Type IIA	\$43.40
Type IIB	\$42.60
Type IIIA	\$53.10
Type IIIB	\$50.10
Type IV & VA	\$42.40
Type VB	\$39.70
M SERVICE STATIONS:	
Type IIB	\$57.10
Type IIIA	\$57.40
Type VA	\$50.40
Canopies	\$22.00
R-1 HOTELS AND MOTELS:	
Type IA, IB, IIA & IIB	\$88.00
Type IIIA	\$76.00
Type IIIB	\$72.30
Type IV & VA	\$66.20
Type VB	\$63.20
R-2 APARTMENT HOUSES:	
Type IA, IB, IIA & IIB	\$84.80
Type IIIA, IIIB, IV & VA	\$68.30
Type VB	\$61.30
Basement Garage	\$32.00
R-3 DWELLINGS:	
Type VB - Masonry	\$74.30
Type VB - Wood Frame (Production)	\$67.60
Type VB - Wood Frame (Custom)	\$74.00
BASEMENTS:	
Finished	\$18.60
Unfinished	\$14.20

¹ Add 0.5 percent to total cost for each story over three stories



**Community Development
Building Fees
Building Valuation Schedule
Calculation - Schedule A**

Fee Description Type of Building	Fee ¹ Valuation Per Square Foot
R-3, S-2 FIRE STATIONS:	
Type IA & IB	\$98.20
Type IIA	\$63.70
Type IIB	\$60.50
Type IIIA	\$70.80
Type IIIB	\$67.20
Type IV & VA	\$63.30
Type VB	\$60.10
S-1, S-2 WAREHOUSES:	
Type IA & IB	\$42.70
Type IIA	\$25.30
Type IIB	\$23.80
Type IIIA	\$29.00
Type IIIB, IV, VA & VB	\$27.70
S-2 PUBLIC GARAGES:	
Type IA, IB & IIA	\$42.40
Type IA, IB, & IIA Open Parking	\$33.20
Type IIB	\$24.80
Type IIIA	\$29.90
Type IIIB	\$28.60
Type VA	\$24.70
U PRIVATE GARAGES:	
Wood frame	\$19.90
Masonry	\$23.50
Open Carports	\$14.20
U PATIO STRUCTURES/STORAGE SHEDS	\$10.00
EQUIPMENT:	
Air Conditioning:	
Commercial	\$3.70
Residential	\$3.00
SPRINKLER SYSTEMS:	
Commercial	\$1.90
Residential	\$1.25

¹ Add 0.5 percent to total cost for each story over three stories



**Community Development
Building Fees
Building Valuation Schedule
Calculation - Schedule A**

Fee Description Type of Building	Fee ¹ Valuation Per Square Foot
LATH STRUCTURES/DECKS	\$2.70
FENCES:	
Wood	\$6.50
Masonry or concrete	\$8.00
Retaining walls	\$8.00
TENANT IMPROVEMENTS (sq. ft. Fee or Contract Price)	\$17.50
	<u>VALUATION BY LINEAL FOOT</u>
INTERIOR PARTITIONS:	
Wall not exceeding 8 ft. in height	\$27.00
Wall exceeding 8 ft. in height	\$35.00
Drop ceiling	\$2.00

¹ Add 0.5 percent to total cost for each story over three stories



**Community Development
Building Fees**

**Miscellaneous and Flat Fee Schedule
Calculation - Schedule A-1**

Fee Description	Fee
<u>BUILDING PERMIT FEES:</u> Fees based on Valuation and Rate Schedule	
PLAN REVIEW:	
Standard Plan Check - 65% of permit fee	
Master Plan Check Program	
Single Family - 50% of permit fee no Initial Plan Check	
Multi Family - 25% of permit fee + Initial Plan Check	
Energy Plan Check - per building	\$113.71
OFFICE AUTOMATION (PER PERMIT):	\$3.51
or 1% of the Building Permit Fee, whichever is greater	
DEMOLITION PERMIT:	1 hour ¹
INVESTIGATION WITH REPORT:	
Up to 5,000 sq. ft.	1 hour ¹
5,001 to 10,000 sq. ft.	1 1/2 hours ¹
10,001 to 100,000 sq. ft.	2 hours ¹
100,001 sq. ft. and above	4 1/2 hours ¹
REROOF:	
Commercial - Fee based on Valuation and Rate Schedule	
Residential	1 hour ¹
WINDOW REPLACEMENT:	
Remove and replace four (4) or fewer windows of the same size on the same story on one side of the dwelling	1 hour ¹
Remove and replace windows of the same size and in the same location	2 hours ¹
Each additional story over a single story	1 hour ¹
MOBILE HOME SET-UP:	
(Does not include plumbing, electrical and mechanical)	1 hour ¹
CHANGE OF OCCUPANCY INVESTIGATION WITH REPORT:	
Up to 5,000 sq. ft.	1 hour ¹
5,001 to 10,000 sq. ft.	1 1/2 hours ¹
10,001 to 100,000 sq. ft.	2 1/2 hours ¹
100,001 sq. ft. and above	3 1/2 hours ¹

¹ To be charged at the Building Inspector II total hourly rate, Step E, per the Cost Allocation Plan



**Community Development
Building Fees**

**Miscellaneous and Flat Fee Schedule
Calculation - Schedule A-1**

Fee Description	Fee
<u>APPLICATION AND INSPECTION FEES:</u>	
FOR RELOCATED BUILDINGS:	
Up to 5,000 sq. ft.	1 1/2 hours ¹
5,001 sq. ft. and above	1 1/2 hours ¹
POOLS/SPAS/OUTDOOR KITCHENS:	
Swimming pool, including Electrical and Plumbing - (per gunite or fiberglass pool)	\$1,170.68
Swimming pool deposit	\$500.00
Liner Type, including Electrical and Plumbing - (per in ground pool)	\$491.61
Above Ground, including Electrical and Plumbing - (no plan check fee) - (per pool)	\$406.10
Gazebo with Self Contained Spa, including Electrical - (no plan check fee) - (per spa)	\$276.56
Outdoor BBQ with Kitchen - (no plan check fee) - (per unit)	\$285.51
Self Contained Spa or Above Ground Doughboy Style Pool - Only requires electrical permit	
OTHER INSPECTIONS AND FEES:²	
Inspections outside of normal business hours - (Minimum charge - 2 hours)	Hourly Rate ¹
Above rate to be charged at 1 1/2 times for overtime and weekends, and 2 times for Holidays	
Re-inspection	Hourly Rate ¹
Inspections for which no fee is specifically indicated (Minimum charge - 1/2 hour)	Hourly Rate ¹
Certified Access Specialist Program (CASP) Inspection, Reinspection and Reports - Per Request	\$129.16
CASP Consultant	Actual Cost ³
Additional plan review required by changes, additions or revisions to approved plans (Minimum charge - 1/2 hour)	Hourly Rate ¹
REISSUANCE FEE:	
Reissuance of expired permits (Reissued at the sole discretion of the Building Official)	1/2 of the fee in effect at the time of reissuance
COMPLETION FEE:	
Completion of a project that is more than 50% complete. Work to be performed by third party not associated with the original permit. (Issued at the sole discretion of the Building Official)	1/2 of the fee in effect at the time of issuance

¹ To be charged at the Building Inspector II total hourly rate, Step E, per the Cost Allocation Plan

² Total hourly cost to the City of Brentwood. The cost shall include supervision, overhead, equipment, hourly wages and fringe benefits of the employees involved

³ To be charged at Actual Consultant Costs



**Community Development
Building Fees**

**Electrical Permit Fees
Calculation - Schedule B**

Fee Description	Fee
PERMIT ISSUANCE:	
For issuing each permit	\$101.00
For issuing each supplemental permit	\$18.04
Plan Review	65% of the total permit fee
OFFICE AUTOMATION - PER PERMIT:	\$3.51
or 1% of the Electrical Permit Fee, whichever is greater	
<u>SYSTEM FEE SCHEDULE:</u>	
NEW BUILDINGS:	
The following fees shall include all wiring and electrical equipment in or on each building, or other electrical equipment on the same premises constructed at the same time except swimming pools.	
New residential, non-residential buildings - (per sq. ft.)	\$0.0621
ALTERATIONS & ADDITIONS:	
Alterations, additions and modifications to existing buildings	
<500 sq. ft. ¹	\$0.1740
>500 and < 1,000 sq. ft. ¹	\$0.1414
SPA:	
Self Contained Spa - (per spa) ²	1/2 Hour
Other types of swimming pools, therapeutic whirlpools, spas and alterations to existing swimming pools	Use Unit Fee Schedule
CARNIVALS AND CIRCUSES:	
Carnivals, circuses and other traveling shows or exhibitions utilizing transportable type rides, booths, displays and attractions	
Electric generators and electrically driven rides	\$26.88
Mechanically driven rides and walk-through attractions or displays having electrical lighting	\$8.04
Permanently installed rides, booths, displays and attractions	Use Unit Fee Schedule
TEMPORARY POWER SERVICE:	
Temporary service power pole or pedestal, including all pole or pedestal-mounted receptacle outlets & appurtenances	\$26.88
COMBINATION ELECTRICAL, PLUMBING and MECHANICAL:	
For residential permits only, where the works is localized to one area and the item count is 10 or less. Items are similar to a bathroom remodel	Single Issuance Fee is Charged

¹ Option to Use Unit Fee Schedule

² To be charged at the Building Inspector II total hourly rate, Step E, per the Cost Allocation Plan



**Community Development
Building Fees**

**Electrical Permit Fees
Calculation - Schedule B**

Fee Description	Fee
-----------------	-----

The following fees will be charged in addition to the permit issuance fee:

UNIT FEE SCHEDULE:

RECEPTACLE, SWITCH AND LIGHTING OUTLETS:

Receptacle, switch, lighting or other outlets at which current is used or controlled, except services, feeders and meters:

First 20 - (each)	\$1.30
Additional fixtures - (each)	\$0.76

For multi-outlet assemblies, each 5 ft. or fraction thereof may be considered as one outlet

LIGHTING FIXTURES:

Lighting fixtures, sockets or other lamp-holding devices:

First 20 - (each)	\$1.30
Additional fixtures - (each)	\$0.78

Pole or platform-mounted lighting fixtures - (each) \$1.25

Theatrical-type lighting fixtures or assemblies - (each) \$5.35

RESIDENTIAL APPLIANCES - (each):

Fixed residential appliances or receptacle outlets for same, including wall-mounted electric ovens, counter-mounted cooking tops, electric ranges, self-contained room, console, or through-wall air conditioners, space heaters, food waste grinders, dishwashers, washing machines, water heaters, clothes dryers, or other motor-operated appliances not exceeding one horsepower (HP) in rating

\$5.35

For other types of air conditioners and other electrical ratings SEE POWER APPARATUS

NON-RESIDENTIAL APPLIANCES - (each):

Self-contained factory-wired, non-residential appliances not exceeding one horsepower (HP), kilowatt (KW), or kilovolt-ampere (KVA), in rating, including medical and dental devices, food, beverage and ice cream cabinets, illuminated show cases, drinking fountains, vending machines, laundry machines, or similar types of equipment

\$5.35

For other types of air conditioners and other motor-driven appliances having larger electrical ratings SEE POWER APPARATUS



**Community Development
Building Fees
Electrical Permit Fees
Calculation - Schedule B**

Fee Description	Fee
The following fees will be charged in addition to the permit issuance fee:	
POWER APPARATUS:^{1,2}	
Motors, generators, transformers, rectifiers, synchronous converters, capacitors, industrial heating, air conditioners, and heat pumps, cooking or baking equipment and other apparatus, as follows:	
Rating in horsepower (HP), kilowatt (KW), kilovolt-ampere (KVA), or kilovolt-ampere (KVAR):	
Up to and including 1	\$5.35
Over 1 and not over 10	\$13.42
Over 10 and not over 50	\$26.87
Over 50 and not over 100	\$53.77
Over 100	\$80.65
BUSWAYS:	
Trolley and plug-in-type busway (per 100 ft.) ³	\$8.02
SIGNS, OUTLINE LIGHTING AND MARQUEES - (each):	
Signs, outline lighting systems or marquees supplied from one branch circuit	\$26.88
Additional branch circuits within the sign, outline lighting system or marquee	\$5.35
SERVICES - (each):	
Services of 600 volts or less and not over 200 amperes in rating	\$33.13
Services of 600 volts or less and over 200 amperes to 1000 amperes in rating	\$67.22
Services over 600 volts or over 1000 amperes in rating	\$134.44
MISCELLANEOUS APPARATUS, CONDUITS AND CONDUCTORS - (each):	
Electrical apparatus, conduits and conductors for which a permit is required but for which no fees herein set forth ⁴	\$19.71

¹ For equipment or appliances having more than one motor, transformer, heater, etc., the sum of the combined ratings may be used

² These fees include all switches, circuit breakers, contactors, thermostats, relays and other directly related control equipment

³ An additional fee will be required for lighting fixtures, motors and other appliances that are connected to trolley and plug-in-type busways. No fee is required for portable tools

⁴ This fee is not applicable when a fee is paid for one or more services, outlets, fixtures, appliances, power apparatus, busways, signs or other equipment



**Community Development
Building Fees**

**Electrical Permit Fees
Calculation - Schedule B**

Fee Description	Fee
The following fees will be charged in addition to the permit issuance fee:	
PHOTOVOLTAIC SYSTEM:	
Single Family Residential photovoltaic system not requiring service change out or upgrade Plan Check and Issuance Fees included	
Single Inverter	\$310.10
Additional Inverters	\$54.71
Commercial Systems 1-15 KW	
Single Inverter	\$310.10
Additional Inverters - (each)	\$54.71
Commercial Systems 16-50 KW	\$466.21
Commercial Systems 51-250 KW	\$466.21 + \$7/25KW + \$126.25
Commercial Systems >250 KW	\$466.21 + \$5/50KW + \$252.50
OTHER INSPECTIONS AND FEES:¹	
Inspections outside of normal business hours - (Minimum charge - two hours) to be charged at 1 1/2 times for after hours, overtime and weekends, and 2 times for Holidays	Hourly Rate ²
Re-inspection	Hourly Rate ²
Inspections for which no fee is specifically indicated - (Minimum charge -1/2 hour)	Hourly Rate ²
Additional plan review required by changes, additions or revisions to approved plans (Minimum charge - 1/2 hour)	Hourly Rate ²

¹ Total hourly cost to the City of Brentwood. The cost shall include supervision, overhead, equipment, hourly wages and fringe benefits of the employees involved

² To be charged at the Building Inspector II total hourly rate, Step E, per the Cost Allocation Plan



**Community Development
Building Fees
Plumbing Permit Fees
Calculation - Schedule C**

Fee Description	Fee
PERMIT ISSUANCE:	
For issuing each permit	\$101.00
For issuing each supplemental permit	\$18.04
Plan Review	65% of the total permit fee
OFFICE AUTOMATION - PER PERMIT:	\$3.51
or 1% of the Plumbing Permit Fee, whichever is greater	
<u>SYSTEM FEE SCHEDULE:</u>	
NEW BUILDINGS:	
Residential, non-residential buildings - (per sq. ft.)	\$0.0621
SWIMMING POOLS:	
Swimming Pool or Spa - (each)	\$80.65

The following fees will be charged in addition to the permit issuance fee:

UNIT FEE SCHEDULE:

For each plumbing fixture on one trap or a set of fixtures on one trap - (including water, drainage piping and backflow protection device therefore)	\$12.53
For each building sewer and each trailer park sewer	\$26.88
Rainwater systems - (each drain inside building)	\$12.57
For each cesspool - (where permitted)	\$44.80
For each private sewage disposal system	\$71.71
For each water heater and/or vent	\$12.57
For each gas-piping system:	
1 to 5 systems - (per system)	\$8.97
over 5 systems - (per system)	\$1.79
For each industrial waste pre-treatment interceptor including its trap and vent, except kitchen-type grease interceptors functioning as fixture traps	\$12.57
For each installation, alteration or repair of water piping and/or water treating equipment (each)	\$12.57
For each repair or alteration of drainage or vent piping - (each fixture)	\$12.57
For each lawn sprinkler system on any one meter including backflow protection devices therefore	\$12.57



**Community Development
Building Fees
Plumbing Permit Fees
Calculation - Schedule C**

Fee Description	Fee
The following fees will be charged in addition to the permit issuance fee:	
<u>UNIT FEE SCHEDULE (continued):</u>	
For atmospheric-type vacuum breakers:	
1 to 5 breakers - (each)	\$8.97
6 or more breakers - (each)	\$1.79
For each backflow protective device other than atmospheric type vacuum breakers:	
2 inch diameter and smaller - (each)	\$12.57
over 2 inch diameter - (each)	\$26.88
Water Softener and/or Reverse Osmosis system installation - (each)	\$12.57
OTHER INSPECTIONS AND FEES:¹	
Inspections outside of normal business hours - (Minimum charge - 2 hours) to be charged at 1 1/2 times for after hours, overtime and weekends, and 2 times for Holidays	Hourly Rate ²
Re-inspection	Hourly Rate ²
Inspections for which no fee is specifically indicated - (Minimum charge - 1/2 hour)	Hourly Rate ²
Additional plan review required by changes, additions or revisions to approved plans (Minimum charge - 1/2 hour)	Hourly Rate ²
COMBINATION ELECTRICAL, PLUMBING & MECHANICAL:	
For residential permits only, where the work is localized to one area and the item count is 10 or less. Items are similar to a bathroom remodel.	Single Issuance Fee is Charged

¹ Total hourly cost to the City of Brentwood. The cost shall include supervision, overhead, equipment, hourly wages and fringe benefits of the employees

² To be charged at the Building Inspector II total hourly rate, Step E, per the Cost Allocation Plan



**Community Development
Building Fees**

**Mechanical Permit Fees
Calculation Schedule D**

Fee Description	Fee
PERMIT ISSUANCE:	
For issuing each permit	\$101.00
For issuing each supplemental permit	\$18.04
Plan Review	65% of the total permit fee
Office Automation - Per Permit	\$3.51
or 1% of the Mechanical Permit Fee, whichever is greater	
NEW BUILDINGS:	
New residential, non-residential buildings - (per sq. ft.)	\$0.0621
The following fees will be charged in addition to the permit issuance fee:	
<u>UNIT FEE SCHEDULE:</u>	
For the installation or relocation of each forced-air or gravity-type furnace or burner, including ducts and vents attached to such appliance, up to and including 100,000 Btu/h	\$16.13
For the installation or relocation of each forced-air or gravity-type furnace or burner, including ducts and vents attached to such appliance over 100,000 Btu/h	\$19.71
For the installation or relocation of each floor furnace, including vent	\$16.13
For the installation or relocation of each suspended heater, recessed wall heater or floor-mounted unit heater	\$16.13
For the installation, relocation or replacement of each appliance vent installed and not included in an appliance permit	\$8.06
For the repair of, alteration of, or addition to each heating appliance, refrigeration unit, cooling unit, absorption unit, or each heating, cooling, absorption, or evaporative cooling system, including installation of controls regulated by this code	\$16.13
For the installation or relocation of each boiler or compressor to and including three horsepower, or each absorption system to and including 100,000 Btu/h	\$16.13
For the installation or relocation of each boiler or compressor over three horsepower to and including 15 horsepower, or each absorption system over 100,000 Btu/h and including 500,000 Btu/h	\$29.55
For the installation or relocation of each boiler or compressor over 15 horsepower to and including 30 horsepower, or each absorption system over 500,000 Btu/h and including 1,000,000 Btu/h	\$40.36
For the installation or relocation of each boiler or compressor over 30 horsepower to and including 50 horsepower, or for each absorption system over 1,000,000 Btu/h to and including 1,750,000 Btu/h	\$60.06



**Community Development
Building Fees
Mechanical Permit Fees
Calculation Schedule D**

Fee Description	Fee
The following fees will be charged in addition to the permit issuance fee:	
<u>UNIT FEE SCHEDULE (continued):</u>	
For the installation or relocation of each boiler or refrigeration compressor over 50 horsepower, or each absorption system over 1,750,000 Btu/h	\$100.39
For each air-handling unit to and including 10,000 cubic feet per minute, including ducts attached thereto ¹	\$11.81
For each air-handling unit over 10,000 cfm	\$19.71
For each evaporative cooler other than portable type	\$11.68
For each ventilation fan connected to a single duct	\$8.06
For each ventilation system which is not a portion of any heating or air-conditioning system authorized by a permit	\$11.68
For the installation of each hood which is served by mechanical exhaust, including the ducts for such hood	\$11.68
For each appliance or piece of equipment regulated by this code but not classed in other appliance categories, or for which no other fee is listed in this code	\$11.68
Permit fees for fuel-gas piping shall be:	
For each fuel-gas-piping system of one to four outlets	\$8.97
For each fuel-gas-piping system of five or more outlets, per outlet	\$1.79
Permit fees for process piping shall be:	
For each process piping system of one to four outlets	\$8.97
For each process piping system of five or more outlets, per outlet	\$1.79

¹ This fee shall not apply to an air-handling unit which is a portion of a factory-assembled appliance, boiling unit, evaporative cooler or absorption unit for which a permit is required elsewhere in this code



**Community Development
Building Fees
Mechanical Permit Fees
Calculation Schedule D**

Fee Description	Fee
The following fees will be charged in addition to the permit issuance fee:	
OTHER INSPECTIONS AND FEES:¹	
Inspections outside of normal business hours - (Minimum charge - 2 hours) Above rate to be charged at 1 1/2 times for after hours, overtime and weekends, and 2 times for Holidays	Hourly Rate ²
Re-inspection	Hourly Rate ²
Inspections for which no fee is specifically indicated - (Minimum charge - 1/2 hour)	Hourly Rate ²
Additional plan review required by changes, additions or revisions to approved plans (Minimum charge - 1/2 hour)	Hourly Rate ²
COMBINATION ELECTRICAL, PLUMBING AND MECHANICAL:	
For residential permits only, where the works is localized to one area and the item count is 10 or less. Items are similar to a bathroom remodel.	Single Issuance Fee is Charged

¹ Total hourly cost to the City of Brentwood. The cost shall include supervision, overhead, equipment, hourly wages and fringe benefits of the employees

² To be charged at the Building Inspector II total hourly rate, Step E, per the Cost Allocation Plan



**Community Development
Building Fees**

**Building Permit Fee
Rate Schedule**

Valuation		Fee	
Range		Increment	
Low	High	Base Fee	
\$0.00	\$500.00	\$98.24	N/A
Low	High	Base Fee	per \$100
\$500.00	\$2,000.00	\$98.24	\$5.36
Low	High	Base Fee	per \$1,000
\$2,000.00	\$25,000.00	\$178.76	\$24.19
\$25,000.00	\$50,000.00	\$735.28	\$17.49
\$50,000.00	\$100,000.00	\$1,172.50	\$12.13
\$100,000.00	\$500,000.00	\$1,779.22	\$9.43
\$500,000.00	\$1,000,000.00	\$5,552.12	\$7.89
\$1,000,000.00	\$99,999,999.00	\$9,497.16	\$5.28



**Community Development
Building Permit Surcharge Fees
Building Standards Commission Revolving Fund**

Fee Description	Fee ¹
Residential and Nonresidential Permits	\$1.00 per \$25,000 valuation
Administrative Cost for Code Enforcement Education	10% of fee

¹ Fees are established by SB1473

California Strong Motion Instrumentation (SMI) Program

Fee Description	Fee ²
SMI for Residential Permits	\$0.00013 x permit valuation
SMI for Nonresidential Permits	\$0.00028 x permit valuation
Building Permit	\$0.50 minimum charge
Administrative Cost for Seismic Education	5% of fee

² Fees are established by SB593



**Community Development
Residential Growth Management Program (RGMP)¹ Fee**

Fee Description	Fee
RGMP Allocation Fee, Per Application ²	\$3,651.00

¹ The Residential Growth Management Program (RGMP) is intended to moderate the effect of growth and synchronize residential growth with infrastructure, municipal and public safety services, and total population available under the City's General Plan

² This Program was suspended on May 10, 2011 by City Council Resolution No. 2011-56

Note: The RGMP applies to all residential development in the City's Planning Area, including subdivision maps



Community Development Code Enforcement Fees

Administrative Citations

Fee Description	Fee
First Violation ¹	\$100.00
Second Violation ¹	\$200.00
Third Violation ¹	\$500.00
Further Violation ¹	\$500.00

¹ Each day a violation continues is deemed a separate offense.

Abatement

Fee Description	Fee
Abandoned Vehicles ²	Actual Cost + \$50.00 City Admin
Weed/Nuisance Abatement ³	Actual Cost

² Municipal Code 10.20

³ Municipal Code 8.00.100

Community Development Habitat Conservation Plan (HCP) Fees

Fee Description		Fee	
Development Fee¹ - The fee is based on each acre of land permanently disturbed and is set as follows:			
Location of Affected Development Project		Development Fee	
Zone I		\$17,602.20/acre	
Zone II		\$35,204.40/acre	
Zone III		\$8,801.84/acre	
Wetland Mitigation Fee¹ - The Fee is based upon land cover type, unit of impact, compensation ratio and fee boundary method (see below).			
Land Cover Type	Fee per unit of Impact ²	Required Compensation Ratio for Restoration / Creation ¹	Method for Determining Fee Boundary
Riparian woodland/scrub	\$85,924.69/acre	1:1	Limit of tree or shrub canopy (drip line)
Perennial wetlands	\$117,581.16/acre	1:1	Jurisdictional wetland boundary of state or federal government ³ , whichever is greater
Seasonal wetlands	\$254,759.18/acre	2:1	Same as above
Alkali wetland	\$241,192.12/acre	2:1	Same as above
Ponds	\$128,133.32/acre	1:1	Jurisdictional waters boundary of state or federal government ³ , whichever is greater
Aquatic (open water)	\$64,820.38/acre	1:1	Wetted area during normal rainfall year or jurisdictional waters boundary, whichever is greater
Slough/channel	\$146,222.72/acre	1:1	Area of impact within banks
Streams 25 feet wide or less	\$700.52/linear ft	1:1	Stream length measured along stream centerline. Stream width measured between top of bank
Streams greater than 25 feet wide ⁴	\$1,055.22/linear ft	1:1	Stream length measured along stream centerline. Stream width measured between top of bank

¹ Fee to be adjusted annually on March 15 based upon Home Price Index (HPI) and Consumer Price Index (CPI). Fees are set by East Contra Costa Habitat Conservancy

² See Appendix G of the Final East Contra Costa County Habitat Conservation Plan (HCP) & Natural Community Conservation Plan (NCCP) for calculation of fee by wetland type.

³ Using methods for determining state and federal jurisdictional wetlands and waters at the time of HCP/NCCP approval

⁴ Impact fee for wider streams is 1.5 times the base stream fee to account for higher construction costs on wider streams



Community Development Habitat Conservation Plan (HCP) Fees

Administration Fee	Fee
HCP/NCCP incidental take authorization applications ¹	\$1,672.07
Complex HCP/NCCP incidental take authorization applications - Deposit involving one or more of the following: wetland land cover types, dedication of land, or project sites of 10 acres or more in size.	\$3,000.00

¹ Fees may be adjusted annually on July 1 by CPI

Note: For detailed information and breakdown of fees, see Ordinance 850 and City Council Resolution 2007-234



Community Development Planning Fees

Fee Description	Fee
1. Annexations	Actual Cost
Deposit	\$5,800.00
2. General/Specific Plan Amendment	Actual Cost
Deposit	\$5,800.00
3. Rezoning/Zoning Ordinance Amendment	Actual Cost
Deposit	\$4,900.00
4. Design Review	
Residential - (Less than 5 Units)	Actual Cost
Deposit	\$500/per unit up to \$2,000
Residential and Non-Residential - (5 or More Units)	Actual Cost
Deposit	\$6,600.00
5. Conditional Use Permit	
Residential	Actual Cost
Deposit	\$500/per unit up to \$2,000
Non-Residential	Actual Cost
Deposit	\$2,200.00
Daycare - (single family residence)	\$256.00
6. Tentative Maps	Actual Cost
Deposit	\$6,000.00
Tentative Parcel Map Waiver	\$3,093.00
7. Variance	Actual Cost
Deposit	\$1,700.00
Admin Variance	\$998.00
8. Sign Permit/Review	
Administrative	\$321.00
Master Sign Program	Actual Cost
Master Sign Program - Deposit	\$2,600.00
Planning Commission Approval Permit	Actual Cost
Planning Commission Approval Permit - Deposit	\$900.00
Temporary Permit for Signs and Banners	No Charge

Actual Cost: Contractor costs and/or labor cost for City Staff (total hourly rate at Step E per the Cost Allocation Plan) time provided for a service

Note: The timing of the payment of fees is determined by the City Manager in consultation with the Director of Finance and Information Systems and the Director of Community Development



Community Development Planning Fees

Fee Description	Fee
9. Environmental Review	
Environmental Impact Report - (prepared by consultant)	Consultant Cost + 25% for City Admin
Negative Declaration - (prepared by staff)	Actual Cost
Deposit	\$3,500.00
Mitigated Negative Declaration - (prepared by staff)	Actual Cost
Deposit	\$4,900.00
Mitigated Negative Declaration - (prepared by consultant)	Actual Cost + 25% for City Admin
Deposit	Actual Cost + 25% for City Admin
10. Administrative Oil Permit	
Deposit	Actual Cost \$2,500.00
11. Development Agreement	
Deposit	Actual Cost \$4,200.00
12. Affordable Housing - (Legal review or consulting)	
Deposit	Actual Cost + 25% for City Admin Actual Cost + 25% for City Admin
13. Appeals	
	\$386.00
14. Categorical Exemption	
	\$212.00
15. Temporary Use Permit - (TUP)	
Universal TUP	\$890.00
Minor TUP	\$68.00
16. Amendments	
Deposit	Actual Cost \$2,200.00
17. Time Extensions	
	\$1,455.00
18. General Plan Maintenance Fee	
Per dwelling unit or non residential per 2,500 sq. ft.	\$358.00

Actual Cost: Contractor costs and/or labor cost for City Staff (total hourly rate at Step E per the Cost Allocation Plan) time provided for a service

Note: The timing of the payment of fees is determined by the City Manager in consultation with the Director of Finance and Information Systems and the Director of Community Development.



Community Development Planning Fees

Fee Description	Fee
19. Agricultural Mitigation Fee - (per acre)¹	\$8,009.00
20. County Environmental Filing Fees²	Actual Cost
21. Residential Street Addressing	
Subdivisions	\$212.00
Secondary Units	\$54.82
22. Peer Review - (Legal, Consultant)	Actual Cost + 25% for City Admin
23. Special Studies - (Traffic, Environmental, etc.)	Actual Cost + 25% for City Admin
24. Adult Oriented Zoning Review	\$5,085.00
25. Residential Condominium Conversion	Actual Cost
Deposit	\$2,200.00
26. Preliminary Application Review	No Charge
27. Outdoor Dining/Merchandise Display Review	No Charge
28. Home Occupation Zoning Review	\$50.00
29. Archival Fee	\$193.00
(No charge if provided in acceptable electronic format)	
30. Landscape Review - (Private Landscaping)	
Plan Check and Inspection Fee - (by Staff)	Actual Cost
Plan Check - (by Consultant)	Actual Cost + 25% for City Admin
Deposit	\$3,000.00
31. Consultant Planning Services	Actual Cost + 25% for City Admin

¹ Fee Set by BMC 17.730/Ord. 877 and Reso. 2354 adopted August 28, 2001

² Contra Costa County Clerk Filing Fees

Actual Cost: Contractor costs and/or labor cost for City Staff (total hourly rate at Step E per the Cost Allocation Plan) time provided for a service

Note: The timing of the payment of fees is determined by the City Manager in consultation with the Director of Finance and Information Systems and the Director of Community Development



Community Development Downtown Parking In-Lieu Fees^{1,2}

Land Use	Fee
Residential	One space shall be located on site and any additional space off site shall be \$4,367.00 per required parking space
Retail/Commercial/Office - (per space)	\$4,367.00

¹ When parking cannot be provided per Brentwood Municipal Code Chapter 17.620, these fees will apply in Downtown Brentwood

² Per City Council Resolution 2017-72, the in-lieu parking fee is temporarily suspended within the downtown area



Community Development Affordable Housing Program and In-Lieu Fee

The Affordable Housing requirement consists of building 10% of new residential developments as affordable.

Breakdown of Affordable Levels as of January 1, 2021

Ownership	3% Moderate 4% Low Income 3% Very Low Income
Rental	0% Moderate 5% Low Income 5% Very Low Income

Note: One of the options available to satisfy the Affordable Housing Ordinance for new residential developments is through the payment of In-Lieu fees. Authorization to pay In-Lieu fees must be secured from the City Manager and approved by the City Council by way of an approved Affordable Housing Agreement.

In-Lieu Fee Three (3) Bedroom¹

\$16,000 per moderate income unit not built
 \$326,000 per low income unit not built
 \$433,000 per very low income unit not built

¹ The In-Lieu Fee paid by the developer shall be calculated based on the median sales price for comparable market rate homes in the prior year. The in-lieu fee is calculated based on the weighted average of the monthly median sales price for a 3-bedroom home in Brentwood, sized between 1,500 – 1,700 square feet, that was sold between May 1 to April 1 in the prior fiscal year minus the current Affordable Housing Cost as defined in the California Health and Safety Code for owner-occupied units for the applicable household income level. The In-Lieu Fee for each Affordable Unit shall be the difference between the Market Rate median sales price, calculated as above, and the Affordable Housing Cost for a for-sale 3-bedroom unit for a household of 4. Median sales price from May 1, 2020 through April 1, 2021 was \$597,000.

Note: The Developer is directed to Section 17.725 of the Municipal Code for details of the Ordinance and is encouraged to negotiate the specifics of how the particular development will comply with the Ordinance.



**Community Development
Affordable Housing Monthly Rent**

**July 1, 2021 - June 30, 2022 Affordable Monthly Rent for Renter Households in Single Family / Duet / Quad Units
at Very Low, Low and Moderate Income Levels**

Number Of Bedrooms	Calculation of Affordable Monthly Rent						
	0	1	2	3	4	5	6
Family Size ¹	1	2	3	4	5	6	7
Area Median Income (AMI) ²	\$87,900	\$100,500	\$113,050	\$125,600	\$135,650	\$145,700	\$155,750
Very Low Income Households: Maximum Affordable Cost = 30% of 50% of AMI							
Annual Income @ 50% of AMI	\$43,950	\$50,250	\$56,500	\$62,800	\$67,800	\$72,850	\$77,850
Affordable Monthly Housing Cost	\$1,099	\$1,256	\$1,413	\$1,570	\$1,695	\$1,821	\$1,946
Less: Utility Allowance ³	\$158	\$171	\$209	\$251	\$294	\$334	\$360
Maximum Affordable Monthly Rent	\$941	\$1,085	\$1,204	\$1,319	\$1,401	\$1,487	\$1,586
Low Income Households: Maximum Affordable Cost = 30% of 60% of AMI							
Annual Income @ 60% of AMI	\$52,750	\$60,300	\$67,800	\$75,350	\$81,400	\$87,400	\$93,450
Affordable Monthly Housing Cost	\$1,319	\$1,508	\$1,695	\$1,884	\$2,035	\$2,185	\$2,336
Less: Utility Allowance ³	\$158	\$171	\$209	\$251	\$294	\$334	\$360
Maximum Affordable Monthly Rent	\$1,161	\$1,337	\$1,486	\$1,633	\$1,741	\$1,851	\$1,976
Moderate Income Households: Maximum Affordable Cost = 30% of 110% of AMI							
Annual Income @ 110% of AMI	\$96,700	\$110,500	\$124,350	\$138,150	\$149,200	\$160,250	\$171,300
Affordable Monthly Housing Cost	\$2,418	\$2,763	\$3,109	\$3,454	\$3,730	\$4,006	\$4,283
Less: Utility Allowance ³	\$158	\$171	\$209	\$251	\$294	\$334	\$360
Maximum Affordable Monthly Rent	\$2,260	\$2,592	\$2,900	\$3,203	\$3,436	\$3,672	\$3,923

¹ Correlation of household size to bedroom size is based on Health and Safety Code Section 50053 for renter-occupied and Section 50052.5 for owner-occupied households.

² Based on annual income limits for County published by HCD and HUD, adjusted to CRL affordable housing cost income levels using HCD rounding methodology.

³ Based on Contra Costa County Housing Authority Utility Allowance, which includes gas heating, gas cooking, other electric, and microwave allowances for townhome and semi-detached dwelling units.

NOTE: Source: California Department of Housing and Community Development, Contra Costa County Housing Authority, City of Brentwood.



**Parks and Recreation
Park Planning Fees**

Fee Description	Fee
Conceptual Park Plan Review	Actual Cost
Deposit	\$3,000.00
Landscape and Lighting District Formation/Annexation	
Processing/Review, plus	\$245.00
Consultant Fee Per Contract - Deposit	Actual Cost
Landscape Review (Public Landscaping)	
Plan Check and Inspection Fee - (by Staff)	Actual Cost
Plan Check - (by Consultant)	Actual Cost
Deposit	\$3,000.00

***Actual Cost:** Contractor costs and/or labor cost for City Staff (total hourly rate at Step E per the Cost Allocation Plan) time provided for a service*



**Parks and Recreation
Public Arts Fees**

Fee Description	Fee
Public Developments	1% of Construction Costs
Residential Developments	4/10ths of 1% of Project Valuation as set forth in the City's Building Permit
Public/Residential Developments	Remodeling, repair or reconstruction with a project valuation over \$250,000. 4/10ths of 1% of Project Valuation
In-Lieu Contribution	125% of Approved Fee

Note: As adopted by Ordinance 760 and amended by Ordinances 847 and 870



Parks and Recreation Fees

Fee Description	Fee
Bingo Permit (annual)	\$50.00
City Run Youth Sports Non-Resident Fee 10% of Registration fee, minimum \$5	
Non-Resident Fee for Adult Sport Leagues (per person) <i>Non-Resident 50% cost recovery (excluding aquatic and youth sports)</i>	\$13.00
Late Fee for Youth Sport Leagues (per person)	\$26.25
Adult Sports	
Team Name Change USSSA Fee	Actual Cost
Adult Softball Leagues ¹	\$760.00
Adult Bocce Leagues ¹	\$140.00
Youth Sports	
Tiny Tot Sports 6 Week Program at BUSD Facility	\$80.00
Tiny Tot Sports 6 Week Program at BUSD Facility (Non-Resident)	\$88.00
Tiny Tot Sports 6 Week Program at City Facility	\$81.00
Tiny Tot Sports 6 Week Program at City Facility (Non-Resident)	\$90.00
Tiny Tot Sandlot T-Ball	\$69.00
Tiny Tot Sandlot T-Ball (Non-Resident)	\$75.00
Youth Basketball	\$141.00
Youth Basketball (Non-Resident)	\$155.00
Kidz Love Soccer 4 Week Virtual Program	\$43.00
Kidz Love Soccer 4 Week Virtual Program (Non-Resident)	\$47.00
Kidz Love Soccer 5 Week Indoor Program	\$83.00
Kidz Love Soccer 5 Week Indoor Program (Non-Resident)	\$86.00
Kidz Love Soccer 6 Week Indoor Program	\$96.00
Kidz Love Soccer 6 Week Indoor Program (Non-Resident)	\$100.00
Kidz Love Soccer 7 Week Program	\$110.00
Kidz Love Soccer 7 Week Program (Non-Resident)	\$114.00
Kidz Love Soccer 8 Week Program	\$123.00
Kidz Love Soccer 8 Week Program (Non-Resident)	\$128.00
Sky Hawks	
Skyhawks - Half Day Camps	\$200.00
Skyhawks - Half Day Camps (Non-Resident)	\$237.00
Skyhawks Sport Classes - 3 Weeks	\$72.00
Skyhawks Sport Classes - 3 Weeks (Non-Resident)	\$86.00
Skyhawks Sport Classes - 5 weeks	\$120.00
Skyhawks Sport Classes - 5 weeks (Non-Resident)	\$140.00
Skyhawks Sport Classes - 6 weeks	\$144.00
Skyhawks Sport Classes - 6 weeks (Non-Resident)	\$168.00
Skyhawks Sport Classes - 7 weeks	\$168.00
Skyhawks Sport Classes - 7 weeks (Non-Resident)	\$194.00
Skyhawks Sport Classes - 8 weeks	\$192.00
Skyhawks Sport Classes - 8 weeks (Non-Resident)	\$224.00
Creative Activities Play Classes	
Jump Bunch Friday Sport Classes - 4 Weeks	\$64.00
Jump Bunch Friday Sport Classes - 4 Weeks (Non-Resident)	\$66.00

¹ Non-Resident Fee does not apply to these programs



Parks and Recreation Fees

Fee Description	Fee
Creative Activities Play Classes (Continued)	
Jump Bunch Friday Sport Classes - 6 Weeks	\$96.00
Jump Bunch Friday Sport Classes - 6 Weeks (Non-Resident)	\$100.00
Jump Bunch Friday Sport Classes - 8 Weeks	\$120.00
Jump Bunch Friday Sport Classes - 8 Weeks (Non-Resident)	\$125.00
Jump Bunch Saturday Sport Classes - 4 Weeks	\$72.00
Jump Bunch Saturday Sport Classes - 4 Weeks (Non-Resident)	\$75.00
Jump Bunch Saturday Sport Classes - 6 Weeks	\$108.00
Jump Bunch Saturday Sport Classes - 6 Weeks (Non-Resident)	\$112.00
Jump Bunch Saturday Sport Classes - 8 Weeks	\$144.00
Jump Bunch Saturday Sport Classes - 8 Weeks (Non-Resident)	\$150.00
Jump Bunch Volleyball Classes - 4 Weeks	\$80.00
Jump Bunch Volleyball Classes - 4 Weeks (Non-Resident)	\$91.00
Jump Bunch Volleyball Classes - 6 Weeks	\$120.00
Jump Bunch Volleyball Classes - 6 Weeks (Non-Resident)	\$136.00
Jump Bunch Volleyball Classes - 8 Weeks	\$160.00
Jump Bunch Volleyball Classes - 8 Weeks (Non-Resident)	\$182.00
Play Well TEKnologies - Full Day Camp	\$385.00
Play Well TEKnologies - Full Day Camp (Non-Resident)	\$434.00
Play Well TEKnologies - Half Day Camp	\$190.00
Play Well TEKnologies - Half Day Camp (Non-Resident)	\$212.00
Play Well TEKnologies - Virtual Day Camp	\$190.00
Play Well TEKnologies - Virtual Day Camp (Non-Resident)	\$212.00
Cooking Round the World - 1 Week Cooking Class	\$25.00
Cooking Round the World - 1 Week Cooking Class (Non-Resident)	\$26.00
Cooking Round the World - 1 Week Virtual Cooking Class	\$25.00
Cooking Round the World - 1 Week Virtual Cooking Class (Non-Resident)	\$27.00
Cooking Round the World - 5 Week Cooking Class	\$125.00
Cooking Round the World - 5 Week Cooking Class (Non-Resident)	\$130.00
Cooking Round the World - 5 Week Virtual Cooking Class	\$125.00
Cooking Round the World - 5 Week Virtual Cooking Class (Non-Resident)	\$139.00
Cooking Round the World - 6 Week Cooking Class	\$150.00
Cooking Round the World - 6 Week Cooking Class (Non-Resident)	\$156.00
Cooking Round the World - 10 Week Cooking Class	\$250.00
Cooking Round the World - 10 Week Cooking Class (Non-Resident)	\$261.00
Cooking Round the World - 10 Week Virtual Cooking Class	\$250.00
Cooking Round the World - 10 Week Virtual Cooking Class (Non-Resident)	\$279.00
Cooking Round the World - Cooking Camp	\$250.00
Cooking Round the World - Cooking Camp (Non-Resident)	\$261.00
Creative Activities Arts and Crafts Classes	
Created By You Art 1 session Art Class/Camp	\$30.00
Created By You Art 1 session Art Class/Camp (Non-Resident)	\$31.00
Created By You Art 2 session Art Class/Camp	\$45.00
Created By You Art 2 session Art Class/Camp (Non-Resident)	\$46.00
Created By You Art 4 session Art Class/Camp	\$75.00



Parks and Recreation Fees

Fee Description	Fee
Creative Activities Arts and Crafts Classes (Continued)	
Created By You Art 4 session Art Class/Camp (Non-Resident)	\$78.00
Created By You Woodshop 1 session	\$30.00
Created By You Woodshop 1 session (Non-Resident)	\$31.00
Created By You Woodshop 2 session	\$45.00
Created By You Woodshop 2 session (Non-Resident)	\$46.00
Created By You Holiday Themed Art Camp 2 session	\$65.00
Created By You Holiday Themed Art Camp 2 session (Non-Resident)	\$71.00
Created By You Online Paint Nights	\$40.00
Created By You Online Paint Nights (Non-Resident)	\$41.00
Art Education Classes and Camps 1 hour	\$25.00
Art Education Classes and Camps 1 hour (Non-Resident)	\$26.00
Art Education Classes and Camps 2 hour	\$50.00
Art Education Classes and Camps 2 hour (Non-Resident)	\$52.00
Art Education Classes and Camps 3 hour	\$75.00
Art Education Classes and Camps 3 hour (Non-Resident)	\$78.00
Art Education Classes and Camps 4 hour	\$100.00
Art Education Classes and Camps 4 hour (Non-Resident)	\$104.00
Teen & Adult Fitness Classes	
Zumba (Ages 13+)	\$48.00
Zumba (Ages 13+) (Non-Resident)	\$52.00
Tai Chi	\$10.00
Tai Chi (Non-Resident)	\$11.00
Misc Classes	
Homework Support 4 classes	\$80.00
Homework Support 4 classes (Non-Resident)	\$83.00
Homework Support 8 classes	\$180.00
Homework Support 8 classes (Non-Resident)	\$187.00
Spanish Homework Support	\$125.00
Spanish Homework Support (Non-Resident)	\$130.00
Education Program 9 classes	\$225.00
Education Program 9 classes (Non-Resident)	\$234.00
Education Program 18 classes	\$450.00
Education Program 18 classes (Non-Resident)	\$469.00
Ed2go (online classes) ¹	\$105.00
Youth & Teen Dance Classes	
Youth Dance Classes 6 weeks (Ages 1-17)	\$72.00
Youth Dance Classes 6 weeks (Ages 1-17) (Non-Resident)	\$89.00
Tennis	
Tennis Classes and Camp (Ages 4-6)	\$51.00
Tennis Classes and Camp (Ages 4-6) (Non-Resident)	\$56.00
Miss Hits Tennis Class (Ages 5-8)	\$99.00
Miss Hits Tennis Class (Ages 5-8) (Non-Resident)	\$103.00
Tennis Classes and Camp (Ages 7-17)	\$99.00
Tennis Classes and Camp (Ages 7-17) (Non-Resident)	\$103.00

¹ Non-Resident Fee does not apply to these programs



Parks and Recreation Fees

Fee Description	Fee
Tennis (Continued)	
Adult Tennis Classes (Ages 18+)	\$99.00
Adult Tennis Classes (Ages 18+) (Non-Resident)	\$103.00
Health and Safety Classes	
CPR/AED + First Aid Class (Ages 15+)	\$95.00
CPR/AED + First Aid Class (Ages 15+) (Non-Resident)	\$104.00
Technology Classes and Camps	
IncrediFlix - Action Movie Flix	\$215.00
IncrediFlix - Action Movie Flix (Non-Resident)	\$247.00
IncrediFlix - Lego Flix	\$195.00
IncrediFlix - Lego Flix (Non-Resident)	\$224.00
IncrediFlix - Action Movie and Lego Combo Flix	\$360.00
IncrediFlix - Action Movie and Lego Combo Flix (Non-Resident)	\$419.00
IncrediFlix - Live Action Flix	\$175.00
IncrediFlix - Live Action Flix (Non-Resident)	\$197.00
IncrediFlix - Animation Flix (Ages 7-12)	\$155.00
IncrediFlix - Animation Flix (Ages 7-12) (Non-Resident)	\$179.00
IncrediFlix - Live Action and Animation Combo (Ages 7-12)	\$290.00
IncrediFlix - Live Action and Animation Combo (Ages 7-12) (Non-Resident)	\$340.00
Youth Camps	
Camp Brentwood 1 week Day Camp (Ages 5-12)	\$212.00
Camp Brentwood 1 week Day Camp (Ages 5-12) (Non-Resident)	\$233.00
Special Events	
A Letter from Santa ¹	\$6.00
Tiny Tot Triathlon ¹	\$15.00
Summer of Color Individual Kit	\$6.00
Summer of Color Individual Kit (Non-Resident)	\$7.00
Summer of Color Group Kit	\$21.00
Summer of Color Group Kit (Non-Resident)	\$23.00
Military/Veteran Banner Program ¹	\$75.00
Active Adults	
Bocce League ¹	\$100.00
Aquatics	
Parent/Child Lessons	\$56.00
Parent/Child Lessons (Non-Resident)	\$61.00
Swim Lessons	\$65.00
Swim Lessons (Non-Resident)	\$71.00
Private Swim Lessons	\$97.00
Private Swim Lessons (Non-Resident)	\$106.00
Recreational Swim Single Entry \$2 @ 4:00pm ¹	\$3.00
Inflatable Obstacle Course ¹	\$2.00
Recreational Swim Single Entry (Saturday and Sunday) ¹	\$9.00
Recreational Swim Single Entry (Monday - Friday) ¹	\$8.00
10 Swim Pass	\$67.00
10 Swim Pass (Non-Resident)	\$73.00

¹ Non-Resident Fee does not apply to these programs



Parks and Recreation Fees

Fee Description	Fee
Aquatics (Continued)	
25 Swim Pass	\$161.00
25 Swim Pass (Non-Resident)	\$177.00
Family Swim ¹	\$25.00
Family Lap Swim ¹	\$5.00
Lap Swim Single Entry ¹	\$5.00
Lap Swim 16 Swims	\$69.00
Lap Swim 16 Swims (Non-Resident)	\$75.00
Lap Swim 32 Swims	\$128.00
Lap Swim 32 Swims (Non-Resident)	\$140.00
BFAC Swim Practice Lane Fee	\$9.00
Lifeguard Certification	\$86.00
Lifeguard Certification (Non-Resident)	\$94.00
Jr. Lifeguard Camp	\$120.00
Jr. Lifeguard Camp (Non-Resident)	\$133.00
Lifeguard Recertification	\$86.00
Lifeguard Recertification (Non-Resident)	\$94.00
Water Aerobics (18+) (2 days/week)	\$50.00
Water Aerobics (18+) (2 days/week) (Non-Resident)	\$55.00
Diving	\$165.00
Diving (Non-Resident)	\$181.00
Splashball (Ages 5-9) (8-weeks)	\$132.00
Splashball (Ages 5-9) (8-weeks) (Non-Resident)	\$169.00
Part-Time Staff (per hour)	Hourly Rate + Benefits
Facility Rentals²	
Special Event Permit Application Fee	\$53.00
Facility Rental Application Fee	\$53.00
Billing Processing Fee	\$53.00
Application Rush Fee (less than 30 days)	\$33.50
Refundable Damage Deposit for Non-Alcohol Event	\$250.00
Refundable Kitchen Cleaning/Damage Deposit - Senior Center	\$300.00
Refundable Kitchen Cleaning/Damage Deposit - Community Center	\$200.00
Refundable Damage Deposit for Alcohol Event	\$500.00
Refundable Field Deposit (50+ Bookings, Tournaments, Camps and Clinics)	\$500.00
Refundable Field Deposit (40 Bookings or Less)	\$250.00
Cancellation Fee	\$33.50
Unpaid Balance Late Fee less than 30 days prior to event	\$92.00
Contract Modification Fee (5 days after receipt of contract)	\$66.00
(5 business day grace period for changes without charges once application has been submitted)	
Contract Modification Fee (less than 14 days prior to event)	\$133.00
Rental Liability Insurance	\$98 - \$700.00
Part-Time Staff (per hour)	Hourly Rate + Benefits
Field Rentals²	
Ball Field Prep Services (per field)	\$33.75
Ball Field Prep without lining (per field)	\$19.75

² See Facility Rentals/Tournament Cancellation Policy



Parks and Recreation Fees

Fee Description	Fee
Field Rentals (Continued)²	
Extra Mow (per field)	Actual Cost
Scorekeeper Fee (per hour)	Hourly Rate + Benefits
Soccer Field Prep Service (per field)	\$19.75
Soccer Field Lining Services (per field)	\$101.00
Soccer Field Lining Repaint (per field)	\$33.75
Solid Waste Garbage Service	Actual Cost
Brentwood Family Aquatic Complex²	
Competitive Pool (per hour) (3 hours minimum)	\$399.00
Recreation/Slide Pools (per hour) (3 hours minimum)	\$307.00
Aquatic Park (per hour) (3 hours minimum)	\$708.00
Refundable Deposit	\$750.00
Picnic Tables 2 hours:	
Resident	\$33.25
Non-Resident	\$36.50
Brentwood Community Center²	
Rental - Daily Rate (10 hours Maximum for 2 or more consecutive days)	
Entire First Floor (Including Kitchen)	
Resident	\$1,802.00
Non-Resident	\$1,982.00
Commercial	\$2,342.00
Non-Profit	\$1,261.00
Commercial Kitchen (Only) (2 hours Minimum Required)	
Rate (per hour)	\$34.25
Community Room Full - Up to 5 Hours (Friday-Saturday)	
Resident (per hour)	\$269.00
Non-Resident (per hour)	\$295.00
Commercial (per hour)	\$349.00
Non-Profit (per hour)	\$188.00
Community Room Full - More than 5 Hours (Friday-Saturday)	
Resident (per hour)	\$224.00
Non-Resident (per hour)	\$246.00
Commercial (per hour)	\$291.00
Non-Profit (per hour)	\$156.00
Community Room Full (Sunday-Thursday)	
Resident (per hour)	\$201.00
Non-Resident (per hour)	\$221.00
Commercial (per hour)	\$261.00
Non-Profit (per hour)	\$140.00
Community Room Hall A and/or B - Up to 5 Hours (Friday-Saturday)	
Resident (per hour)	\$134.00
Non-Resident (per hour)	\$147.00
Commercial (per hour)	\$174.00
Non-Profit (per hour)	\$93.00

² See Facility Rentals/Tournament Cancellation Policy



Parks and Recreation Fees

Fee Description	Fee
Brentwood Community Center (Continued)²	
Community Room Hall A and/or B - More than 5 Hours (Friday-Saturday)	
Resident (per hour)	\$110.00
Non-Resident (per hour)	\$121.00
Commercial (per hour)	\$143.00
Non-Profit (per hour)	\$77.00
Community Room Hall A and/or B (Sunday-Thursday)	
Resident (per hour)	\$100.00
Non-Resident (per hour)	\$110.00
Commercial (per hour)	\$130.00
Non-Profit (per hour)	\$70.00
Multi Purpose Room Full	
Resident (per hour)	\$78.00
Non-Resident (per hour)	\$85.00
Commercial (per hour)	\$101.00
Non-Profit (per hour)	\$54.00
Multi Purpose Room A and/or B	
Resident (per hour)	\$40.00
Non-Resident (per hour)	\$44.00
Commercial (per hour)	\$50.00
Non-Profit (per hour)	\$28.00
Art Room	
Resident (per hour)	\$40.00
Non-Resident (per hour)	\$44.00
Commercial (per hour)	\$50.00
Non-Profit (per hour)	\$28.00
Conference Room Full	
Resident (per hour)	\$48.25
Non-Resident (per hour)	\$51.00
Commercial (per hour)	\$60.00
Non-Profit (per hour)	\$33.75
Conference Room A and/or B	
Resident (per hour)	\$24.00
Non-Resident (per hour)	\$26.25
Commercial (per hour)	\$31.00
Non-Profit (per hour)	\$16.75
Equipment Rental (Flat Rates)	
Portable Bar	\$47.50
Up lighting	\$47.50
Women's Club (2 hours Minimum Required)²	
Entire Facility Rental	
Resident (per hour)	\$43.25
Non-Resident (per hour)	\$47.50
Commercial (per hour)	\$56.00
Non-Profit (per hour)	\$30.25

² See Facility Rentals/Tournament Cancellation Policy



Parks and Recreation Fees

Fee Description	Fee
Brentwood Senior Activity Center (2 hours Minimum Required)²	
Main Hall - Up to 5 Hours (Friday-Saturday)	
Resident (per hour)	\$120.00
Non-Resident (per hour)	\$132.00
Commercial (per hour)	\$156.00
Non-Profit (per hour)	\$84.00
Main Hall - More than 5 Hours (Friday-Saturday)	
Resident (per hour)	\$108.00
Non-Resident (per hour)	\$119.00
Commercial (per hour)	\$141.00
Non-Profit (per hour)	\$75.00
Main Hall (Sunday-Thursday)	
Resident (per hour)	\$86.00
Non-Resident (per hour)	\$91.00
Commercial (per hour)	\$107.00
Non-Profit (per hour)	\$60.00
Meeting Room	
Resident (per hour)	\$54.00
Non-Resident (per hour)	\$60.00
Commercial (per hour)	\$71.00
Non-Profit (per hour)	\$38.25
Class Room	
Resident (per hour)	\$43.50
Non-Resident (per hour)	\$47.75
Commercial (per hour)	\$56.50
Non-Profit (per hour)	\$30.25
Meeting Room/Class Room Combination	
Resident (per hour)	\$68.00
Non-Resident (per hour)	\$74.00
Commercial (per hour)	\$88.00
Non-Profit (per hour)	\$47.00
Kitchen	
Rate (per hour)	\$23.25
Senior Center Equipment Rental with Rental of Senior Center (Flat Rate)	
Portable Stage 16 ft x 8 ft Removal	\$69.00
Portable Stage Rental Resizing	\$117.00
Portable Bar (each)	\$48.50
Entire Facility Daily Rate (10 hours maximum for 2 or more consecutive days)	
Resident	\$1,138.00
Non-Resident	\$1,251.00
Commercial	\$1,479.00
Non-Profit	\$796.00
Commercial Kitchen Daily Rate (10 hours maximum for 2 or more consecutive days)	
Resident	\$382.00
Non-Resident	\$420.00

² See Facility Rentals/Tournament Cancellation Policy



Parks and Recreation Fees

Fee Description	Fee
Brentwood Senior Activity Center (2 hours Minimum Required) (Continued)²	
Commercial Kitchen Daily Rate (10 hours maximum for 2 or more consecutive days) (Continued)	
Commercial	\$496.00
Non-Profit	\$267.00
Apple Hill, Balfour Guthrie and Veterans Parks²	
Group Picnic Shelter Rentals (26-50 Capacity)	
Resident (per hour)	\$20.00
Non-Resident (per hour)	\$26.00
Commercial (per hour)	\$26.00
Non-Profit (per hour)	\$14.00
Resident (per day)	\$121.00
Non-Resident (per day)	\$157.00
Commercial (per day)	\$157.00
Non-Profit (per day)	\$84.00
Apple Hill and Veterans Parks²	
Bocce Courts	
Resident (per hour)	\$13.00
Non-Resident (per day)	\$14.25
Commercial (per day)	\$16.75
Non-Profit (per day)	\$9.00
Two Hour Minimum Equipment Deposit	\$100.00
Apple Hill, Garin and Summerwood Parks²	
Ball Field Rental	
Resident (per day)	\$13.00
Non-Resident (per day)	\$14.25
Commercial (per day)	\$16.75
Non-Profit (per day)	\$9.00
Balfour Guthrie Park and Sunset Park Athletic Complex²	
Group Picnic Shelter Rentals (51-100 Capacity)	
Resident (per hour)	\$40.75
Non-Resident (per hour)	\$52.75
Commercial (per hour)	\$52.75
Non-Profit (per hour)	\$28.50
Resident (per day)	\$245.00
Non-Resident (per day)	\$318.00
Commercial (per day)	\$318.00
Non-Profit (per day)	\$171.00
Balfour Guthrie Park²	
Ball Field/Soccer Field Rental	
Resident (per day)	\$13.00
Non-Resident (per day)	\$14.25
Commercial (per day)	\$16.75
Non-Profit (per day)	\$9.00
Field/Soccer Overlay Lights (per hour)	\$10.75

² See Facility Rentals/Tournament Cancellation Policy



Parks and Recreation Fees

Fee Description	Fee
Blue Goose, City and Oak Meadow Parks²	
Group Picnic Shelter Rentals (1-25 Capacity)	
Resident (per hour)	\$9.75
Non-Resident (per hour)	\$12.50
Commercial (per hour)	\$12.50
Non-Profit (per hour)	\$6.75
Resident (per day)	\$60.00
Non-Resident (per day)	\$78.00
Commercial (per day)	\$78.00
Non-Profit (per day)	\$42.00
City Park²	
City Park (grass and staging area)	
Resident (per hour)	\$87.00
Non-Resident (per hour)	\$95.00
Commercial (per hour)	\$113.00
Non-Profit (per hour)	\$60.00
Resident (per day)	\$441.00
Non-Resident (per day)	\$485.00
Commercial (per day)	\$573.00
Non-Profit (per day)	\$308.00
Part-Time Staff Fee (per hour)	Hourly Rate + Benefits
Group Picnic Area w/BBQ Island (1-25 Capacity)	
Resident (per hour)	\$14.50
Non-Resident (per hour)	\$18.75
Commercial (per hour)	\$18.75
Non-Profit (per hour)	\$10.00
Resident (per day)	\$88.00
Non-Resident (per day)	\$114.00
Commercial (per day)	\$114.00
Non-Profit (per day)	\$61.00
Gazebo	
Resident (per hour)	\$41.15
Non-Resident (per hour)	\$45.25
Commercial (per hour)	\$53.50
Non-Profit (per hour)	\$28.80
Resident (per day)	\$274.30
Non-Resident (per day)	\$301.70
Commercial (per day)	\$356.60
Non-Profit (per day)	\$192.00
Oak Meadow Park²	
Ball Field/Soccer Field Rental (For the First Field)	
Resident (per field, per day)	\$13.00
Non-Resident (per field, per day)	\$14.25
Commercial (per field, per day)	\$16.75
Non-Profit (per field, per day)	\$9.00

² See Facility Rentals/Tournament Cancellation Policy

Parks and Recreation Fees

Fee Description	Fee
Oak Meadow Park (Continued)²	
Ball Field/Soccer Field Rental (For the First Field) (Continued)	
Ball Field Lights (per hour)	\$10.75
Soccer Overlay Lights (per hour)	\$29.50
Sunset Park Athletic Complex²	
Ball Field Rental (for the First Field) Rates	
Resident (per hour)	\$26.00
Non-Resident (per hour)	\$28.50
Commercial (per hour)	\$33.75
Non-Profit (per hour)	\$18.00
Additional Field Rental (per field, per hour)	\$8.25
Ball Field Lights (per hour)	\$27.00
Overlay of Fields 5 and 6 (per hour)	\$27.00
Soccer Field Rental (for the First Field)	
Resident (per hour)	\$26.00
Non-Resident (per hour)	\$28.50
Commercial (per hour)	\$33.75
Non-Profit (per hour)	\$18.00
Additional Field Rental (per field, per hour)	\$8.25
Soccer Field Lights (per hour)	\$33.75
Entire Facility Rental	
Resident (per hour) (4 hour minimum)	\$328.00
Non-Resident (per hour) (4 hour minimum)	\$360.00
Commercial (per hour) (4 hour minimum)	\$426.00
Non-Profit (per hour) (4 hour minimum)	\$229.00
Includes staff fee but does not include lights, equipment, or preparation fees.	
Veterans Park²	
Horseshoes Court	
Resident (per hour)	\$13.00
Non-Resident (per hour)	\$14.25
Commercial (per hour)	\$16.75
Non-Profit (per hour)	\$9.00
Equipment Deposit (2 hour minimum)	\$100.00
Mobile Stage or Portable Bleachers Rental²	
Available for Rent within the Brentwood City Limits	
Weekend and Holidays Delivery/Set-up/Take Down/Retrieval	
Stage or Bleacher Weekend Set-up/Take Down (Resident)	\$539.00
Stage or Bleacher Weekend Set-up/Take Down (Non-Resident)	\$592.00
Stage or Bleacher Weekend Set-up/Take Down (Commercial)	\$700.00
Stage or Bleacher Weekend Set-up/Take Down (Non-Profit)	\$377.00
Stage Rental - Resident (per day)	\$132.00
Stage Rental - Non-Resident (per day)	\$145.00
Stage Rental - Commercial (per day)	\$171.00
Stage Rental - Non-Profit (per day)	\$92.00
Extension Rental for four (4) Set-up/Take Down	\$211.00
Extension Rental for six (6) Set-up/Take Down	\$248.00
Extension Rental for eight (8) Set-up/Take Down	\$279.00

² See Facility Rentals/Tournament Cancellation Policy



Parks and Recreation Fees

Fee Description	Fee
Mobile Stage or Portable Bleachers Rental (Continued)²	
Available for Rent within the Brentwood City Limits	
Weekend and Holidays Delivery/Set-up/Take Down/Retrieval (Continued)	
Portable Bleacher - Resident (per unit, per day)	\$159.00
Portable Bleacher - Non-Resident (per unit, per day)	\$174.00
Portable Bleacher - Commercial (per unit, per day)	\$206.00
Portable Bleacher - Non-Profit (per unit, per day)	\$111.00
Generator Rental per day (Flat Rate)	\$265.00
Overtime beyond the 2 hours (per 30 minute increment)	\$269.12
Generator Gas Fee (per gallon)	Actual Cost
Refundable Deposit	\$500.00
Dedication Trees and Amenities	
Tree and Donor Recognition Leaf	\$279.00
Recognition Memorial Bricks (Only available to honor Veterans) per line	\$110.00
Bench w/ plaque	\$1,952.00
Drinking Fountain w/ plaque	\$3,255.00
Picnic Table	\$3,906.00

² See Facility Rentals/Tournament Cancellation Policy

Note: Any fees not shown above can be approved by the Director of Parks and Recreation per Budget and Fiscal Policy 10-5, Section 5.8. Facility deposits for non-profits may be waived at the discretion of the Director of Parks and Recreation

Note: Facilities booked in hourly increments only

Cancellations

FACILITY RENTALS CANCELLATION POLICY: Brentwood Senior Activity Center, Brentwood Community Center, Brentwood Family Aquatic Complex, Brentwood Skate Park, Sport Fields and Heritage High School

Cancellation Processing Fee \$33.50

100% Rental deposits and fees are refunded if cancellation is made 6 months or more prior to your rental date, with the exception of a cancellation processing fee.

Cancellations less than 6 months, but more than 4 months prior to your rental date, 15% of your total deposit will be retained in addition to a cancellation processing fee.

Cancellations less than 4 months, but more than 1 month prior to your rental date, 25% of your total deposit will be retained in addition to a cancellation processing fee.

TOURNAMENT CANCELLATION POLICY:

Cancellation Processing Fee \$33.50

If an event is cancelled, for reasons other than inclement weather, our tournament cancellation Policy is as

- a) Ninety (90) days prior, full refund if event is cancelled, minus the cancellation fee.
- b) Sixty (60) days prior, 50% of the deposit will be refunded if event is cancelled, minus the cancellation fee.
- c) Less than thirty (30) days prior, NO refund if the event is cancelled.

Forty-five (45) days prior to event supplemental application is due.
no refund.

Seven (7) business days prior to the event tournament bracket is due.

Any other billing adjustments will occur after the event.



Police Department

Fee/Fine Description	Fee/Fine
Photocopy Fee	
Pages 1-20	\$0.32
Pages 21 and on	\$0.11
ABC Permit	\$67.50
Record Review	\$46.00
Visa Clearance	\$39.00
Loss Verification Letter	\$31.25
Restitution - Determined by Court	Actual Cost
Police and Accident Reports (Victim)	No Charge
Police and Accident Reports (Non-Victim)	\$11.50
VIN Verification	\$105.50
Citation Sign off - Residents	No Charge
Citation Sign off - Non-Residents	\$44.50
Repossession Filing Fee ¹	\$15.00
Stored Vehicle - Vehicle Code Sections 22651 and 14602.6 <i>(Excluding Vehicle Code Sections 22651 (c) and (g))</i>	\$180.75
Inoperative Vehicle (22669d VC)	\$180.75
Block Party Permit	\$97.75
Background Investigation ²	\$744.00
Photos/Printed	\$64.00
Audio/Video/Photo CD or DVD	\$24.75
Video and Audio Redaction Fee ³	No Charge
2nd and Subsequent Response - Disturbance ⁴	Actual Cost
False Alarm Response - per response	\$84.50
Civil Subpoena ⁵ (\$275.00 Deposit per day)	Actual Cost
Civil Subpoena Clerical Costs	\$6 per quarter Hour
DUI Emergency Cost Recover	Actual Cost
Bicycle Registration	No Charge
Finger Prints - Local Rolling Fee (Livescan or Ink Card)	\$51.00
State and Federal (DOJ/FBI) Criminal History Record Check Fees	Actual Cost
Booking Fee ⁶	Actual Cost

¹ *Repossession fee - Government Code Sec. 41612*

² *Includes the cost of finger printing*

³ *May 28, 2020 California Supreme Court ruling determined there can be no charge for redaction of public records*

⁴ *Actual Cost includes staff time at Step E per the Cost Allocation Plan for 2021/22, for the staff member that responds to the call*

⁵ *Per Government Code 68097.2*

⁶ *Amount calculated based on the 3-year average of Contra Costa County's booking fee charged to the City of Brentwood. Authorized pursuant to Government Code Section 29551*



Police Department

Fee/Fine Description	Fee/Fine
Massage Establishment Permit - Initial Application	\$265.00
Massage Establishment Permit - Renewal	\$131.25
Background Check ¹	\$67.00
Peddler Permit Initial Application ²	\$223.75
Peddler Permit Renewal ²	\$223.75
Appeal Process	\$389.00
Range Qualification	\$343.25
Taxi Permits³	
Owner Original Application Including Inspection of 1 Taxi	\$332.50
Owner Taxi Vehicle Inspection - Per Vehicle	\$109.75
Driver Only Taxi Permit - Submitted After Initial Application	\$109.75
Owner Renewal of Taxi Permit Including Inspection of 1 Taxi	\$221.00
Owner Renewal Taxi Vehicle Inspection - Per Vehicle	\$109.75
Driver Only Taxi Permit Renewal - Submitted After Renewal Application	\$54.00
Re-issuance of a Suspended or Revoked Taxi Permit (within same permit year)	\$109.75
Appeal Process	\$389.00
Computer Aided Dispatch Reports	\$0.10 per page
Computer Gaming and Internet Access Establishments:	
Initial Application	\$440.50
Renewal	\$440.50
Appeal	\$389.00
Parking Fines Vehicle Code⁴	
Vehicle on Public Grounds	\$38.00
Parking Levees, etc.	\$38.00
Parked in Bike Lane	\$38.00
Parked in Red Zone	\$38.00
Parked in Posted Fire Lane	\$38.00
Blocking Intersection	\$38.00
Blocking Crosswalk	\$38.00
Parking Adjacent to Safety Zone	\$38.00
Park within 15 ft. of Fire Department Driveway	\$38.00
Blocking Driveway	\$38.00
Blocking Sidewalk	\$38.00
Blocking Excavation	\$38.00
Double Parked	\$38.00
Bus Loading Zone (red)	\$253.00
Stopping in Tube or Tunnel	\$38.00

¹ Established by BMC 5.60 and BMC 5.52

² Established by BMC 5.48

³ Established by BMC 5.60

⁴ City Of Brentwood Resolution 2011-29 authorized by Cal. Veh. Code §40203.5



Police Department

Fee/Fine Description	Fee/Fine
Parking Fines Vehicle Code (continued)¹	
Stopping on Bridge	\$38.00
Blocking Wheelchair Access	\$253.00
Curb Parking	\$38.00
Curb Parking One Way Road	\$38.00
Parked in Posted No Parking Area	\$38.00
Blocking Handicap Parking	\$278.00
Handicap Parking	\$278.00
Parking on Lines - Handicap Stall	\$278.00
Fire Hydrants	\$38.00
Unattended Vehicle	\$38.00
Locked Vehicle with Person Inside	\$38.00
Vehicle Door Open to Traffic Lane	\$38.00
Stopping of Freeway	\$38.00
Illegal to Park on Railroad Track	\$38.00
Park Near Sidewalk Ramps	\$278.00
Abandon Vehicle on Highway	\$103.00
Gridlock Intersection	\$53.00
Street/Alley Parking	\$38.00
Parking Fines Municipal Code ¹	
Stop/Park on Vehicle Crossing	\$38.00
Parking on Private Property without Owner's Consent	\$38.00
Parking on Public Property Where Prohibited	\$38.00
Parking or Stopping on Parkways	\$38.00
Parking on any Street or Alley for Longer than 72 Hours	\$49.00
Parking Between 2:00 a.m. and 4:00 a.m. Where Prohibited	\$38.00
Parking Vehicles for Sale on Public Roadway	\$38.00
Parking Vehicles Under Repair on Public Roadway	\$38.00
Parking of Disabled Vehicles	\$38.00
Parking Within Stall Lines or Crossbars on Paved Streets	\$38.00
Parking Adjacent to Median Island	\$38.00
Parking or Stopping in Angled Parking Stalls	\$38.00
Parking Within Five Feet of the Centerline of Paved Street	\$38.00
Parking on Grades - Blocking Wheels	\$38.00
Parking for Handicapped	\$278.00
Parking Within or Adjacent to a Divisional Island	\$38.00
Parking In front of a Public Walk, Steps or Extension of a Thoroughfare Where Signed or Marked	\$38.00
Parking Where Hazardous Signed or Marked	\$38.00
Parking Where Prohibited by Council Action Where Signed or Marked	\$38.00
Parking Upon, Along, or Across Railway Tracks	\$38.00

¹ City Of Brentwood Resolution 2011-29 authorized by Cal. Veh. Code §40203.5



Police Department

Fee/Fine Description	Fee/Fine
Parking Fines Municipal Code (continued)¹	
Parking or Stopping Where It Would Constitute a Hazard	\$38.00
Temporary No Parking for Construction, Movement of Equipment, etc.	\$38.00
Parking Blocking Utility Access Where Signed or Marked	\$38.00
Parking of Commercial, Industrial, or Agricultural Vehicles	\$38.00
Emergency No Parking	\$38.00
Parking Where Curb is Green or Posted for 20 Minute Parking	\$38.00
One-Hour Parking	\$38.00
Two-Hour Parking	\$38.00
Nighttime Parking Where Signed or Marked	\$38.00
Municipal Lots - Parking in Stalls, Front First, Completely Within	\$38.00
Municipal Lots - Longer than 72 Hours	\$38.00
Parking Commercial Vehicles in Residential Districts	\$38.00
Parking Where Posted for Permit Parking	\$38.00
Parking, Stopping or Standing in a Yellow Loading Zone	\$38.00
Parking, Stopping or Standing in a Passenger Loading Zone	\$38.00
Parking, Stopping or Standing in Alleys	\$38.00
Parking, Stopping or Standing in Bus Zones	\$253.00
Parking a Vehicle with Hazardous Materials Off of the Truck Route	\$278.00
Parking a Vehicle with Hazardous Materials Longer Than 90 Minutes	\$278.00
Parking an Unconnected Trailer with Hazardous Materials	\$278.00

¹ City Of Brentwood Resolution 2011-29 authorized by Cal. Veh. Code §40203.5

Note: For Planned Event/Response/Clean-up Fees/services refer to page 207



Public Works Engineering Fees

Fee Description	Fee
I. ENGINEERING/INFRASTRUCTURE REVIEW FEE	
A. Tentative Subdivision Map Review - Fee plus \$10.00 per lot	\$3,577.00
B. Tentative Parcel Map Review - Fee plus \$10.00 per lot	\$2,075.00
C. Tentative Parcel Map Waiver	\$913.00
D. Industrial/Commercial Plan Review (1 acre and above) - Fee plus \$1,000 per acre Conditional Use Permit and Design Review	\$2,624.00
E. Industrial/Commercial Plan Review (under 1 acre) Conditional Use Permit and Design Review	\$1,245.00
II. PROJECT PROCESSING AND REVIEW - Deposit for actual cost, including but not limited to project coordination, plan check agreements, contractual services and legal review ¹ as necessary or required for project processing, approvals and acceptance	
A. Final Map Checking - Deposit for Actual Cost	
1. Deposit at the time of first submittal for actual cost of labor and materials Fee plus \$30.00 per lot	\$3,577.00
2. Parcel Map Waiver Review	\$1,806.00
B. Plan Checking - Deposit for Actual Cost	
1. Grading Plans	
a. 3% of the estimated cost of the grading and associated improvements	
b. Plan revisions after approval - per sheet	\$167.00
2. Public Improvements and Private Streets - Deposit for Actual Cost	
a. 2.5% of construction cost for first \$250,000, plus	
b. 2.25% of construction cost from \$250,000 - \$1,000,000, plus	
c. 2% of construction cost over \$1,000,000, plus	
d. Additional deposit of 0.5% of construction cost if costs exceed fees collected	
e. Plan revisions after approval - per sheet	\$167.00
3. Other On-Site Private Improvements - Deposit for Actual Cost	
a. 1% of construction cost at the time of first submittal	
b. 0.25% of construction cost additional deposit if costs exceed fees collected	
c. Plan revisions after approval - per sheet	\$167.00
C. Document Review	
1. Legal description and plat for abandonment	\$167.00
2. Certificate of Correction	\$167.00
3. Dedication documents	\$167.00
4. Legal description	\$167.00
5. Miscellaneous document review	\$167.00
D. Overhead Multiplier	
As shown in Cost Allocation Plan per Department and Position performing work (Step E including overhead)	

¹ Legal Review - Actual Cost: Consultant cost + 20% City Administration City Staff - Total Hourly Rate, Step E



Public Works Engineering Fees

Fee Description	Fee
III. PERMIT FEES	
A. Encroachment Permit (EP) Processing Fee	
1. Subdivision/Development	\$168.00
2. General (All Other)	\$81.00
3. EP – Utilities Cost of Work > \$10,000	\$452.00
4. EP – Utilities Cost of Work < \$10,000	\$166.00
B. Grading Permit Processing Fees	
1. 10,000 cubic yards or less	\$168.00
2. Over 10,000 cubic yards	\$884.00
C. Transportation Permit Processing Fee¹	\$16.00
IV. INSPECTION FEES	
A. Publicly Maintained Improvements (Streets, Water, Sewer, Storm Drains)	% of Value for Improvement
1. 5% first \$100,000, plus	
2. 4.5% second \$100,000, plus	
3. 4% next \$300,000, plus	
4. 3.5% over \$500,000	
B. Privately Maintained Improvements	% of Value for Improvement
1. 2% first \$100,000, plus	
2. 1.5% second \$100,000, plus	
3. 1% next \$300,000, plus	
4. 0.5% over \$500,000	
C. Grading Inspection Fees	
3.5% of estimated cost of grading and associated improvements	
D. Miscellaneous Inspections (Per Hour)	Hourly Rate ²
To be charged at the Public Works Construction Inspector II step E total hourly rate per current Cost Allocation Plan	
E. Inspection Fees - Miscellaneous³	
1. Trenching for Utilities	Hourly Rate ²
2. Curb Cut/Driveway and Curb/Gutter Installation - hours/linear foot	0.0155
3. Curb Drain - hours/each	0.0800
4. Excavation - hours/linear ft	0.0079
5. Paving	
a. Conform Paving - hours/square ft	0.0089
b. Minor Pavement Repair hourly -hours/square ft x 3% cost	0.5000
c. Street Lane - hours/sq ft x 3% cost	0.0105
6. Install Sidewalk - hours/linear ft	0.0017
7. Install Access Ramp - hours/each	0.2800
8. Sewer Tap or Cap at Main - hours/each	0.6700
9. Sewer Cap at Property Line - hours/each	0.2100
10. Sewer Line Repair	Hourly Rate ²
11. Water Service Repair or Abandonment	Hourly Rate ²

¹ Section 35795 of the State Vehicle Code limits local agency Transportation Permit fees to the fee amounts set by the State of California for their permit program

² All Engineering Inspections are charged Minimum 1/2 hour at the Public Works Construction Inspector II Step E total hourly rate

³ Prorated percent of time to perform service based on hourly inspection fee to be charged at the Public Works Construction Inspector II Step E total hourly rate



**Public Works
Engineering Fees**

Fee Description	Fee
IV. INSPECTION FEES - Miscellaneous (continued)¹	
12. Street Light - hours/each	0.2800
13. Wells	
a. Drilling Permit - hours/each	0.4100
b. Abandonment Inspections - hours/each	0.2100
F. Overtime Inspection - 1.5 Times Construction Inspector Total Hourly Rate Step E, including overhead, per current Cost Allocation Plan.	
V. MISCELLANEOUS FEES	
A. Apportionment Processing Fee	
1. Processing/Review, plus	\$340.00
2. Consultant Fee Per Contract - Deposit	Actual Cost
B. Contra Costa County Flood Control Area Drainage Fees	
As set forth in Contra Costa County Ordinance at the time of Final Map Approval	
C. Development Program Fees	As Calculated by City Engineer
D. Lot Line Adjustment (Per Parcel)	\$862.00
E. Traffic Signal Maintenance - Deposit for actual cost	\$6,855.00
Traffic signal maintenance once energized by PG&E until project acceptance	
F. Community Facilities District Formation/Annexation	
1. Processing/Review, plus	\$246.00
2. Consultant Fee Per Contract - Deposit	Actual Cost
G. Assessment District Formation	
Initial Deposit for Actual Cost	Actual Cost
H. Base Map Revision Fee - Actual Cost + 2% for City Administration	\$61.20
Prior to Final Map or Lot Line Adjustment Recordation	
I. Drains to Creek Marker²	\$7.25
J. Aerial Photo on CD only	
1. Geo Photo	\$69.00
2. Ortho Photo	\$140.00
K. Public Outreach/Educational Items	No Charge

¹ Prorated percent of time to perform service based on hourly inspection fee to be charged at the Public Works Construction Inspector II Step E total hourly rate

² Markers are a flat fee based on current inventory price. When new inventory is purchased prices will adjust.



**Public Works
Engineering Fees**

DEVELOPMENT FEE PROGRAM ¹					
General Plan Build Out					
Fee Category	RESIDENTIAL per Unit		NON-RESIDENTIAL per Building SF		
	Single-Family	Multi-Family	Commercial	Office	Industrial/ Institutional
Administration	\$762.94	\$447.77	\$0.4118	\$0.5406	\$0.3230
Community Facilities	\$751.99	\$441.34	\$0.0107	\$0.0140	\$0.0084
Parks and Trails	\$11,449.06	\$8,462.00	\$0.0000	\$0.0000	\$0.0000
Roadways	\$12,753.78	\$7,907.34	\$4.7524	\$5.7009	\$3.5200
Wastewater	\$6,908.30	\$5,105.92	\$1.5704	\$1.8560	\$1.2889
Water	\$14,262.99	\$5,850.61	\$1.4689	\$1.8078	\$1.2554
Water CCWD LV ²	\$13,752.45	\$5,641.19	\$1.4163	\$1.7431	\$1.2105
Solid Waste ³	\$559.53	\$327.79	\$0.7619	\$0.7619	\$0.7619
Total Fees	\$47,448.59	\$28,542.77	\$8.98	\$10.68	\$7.16

¹ City Council Resolution 2021-20

² See "Area of Additional fees Area 3" on page 33 of the Development Fee Program 2021 update, for outside agency fees to be collected in addition to City of Brentwood Development Fee

³ Effective July 1, 2018 Solid Waste Cost of Service Study, City Council Resolution No. 2018-88

Note: Reference the City of Brentwood Development Fee Program 2021 for land use and fee category descriptions per City Council Resolution 2021-20. Additional utility/infrastructure fees may apply dependent upon development location, see Development Fee Program for full details



**Public Works
Engineering Fees**

EAST CONTRA COSTA REGIONAL FEE AND FINANCING AUTHORITY (ECCRFFA)								
Regional Traffic Mitigation								
Type of Use	Fee Units	Fee	Admin Fee	Total Fee		Fee	Admin Fee	Total Fee
		New Fee (Effective Jan. 1, 2021)		New Fee (Effective Jan. 1, 2021)	ECCRFFA Fee Rebate ¹	New Fee Less Rebate		New Fee Less Rebate
Single family residential	Per dwelling unit	\$24,096.00	\$240.96	\$24,336.96	15%	\$20,482.00	\$204.82	\$20,686.82
Multiple family residential	Per dwelling unit	\$14,792.00	\$147.92	\$14,939.92	15%	\$12,573.00	\$125.73	\$12,698.73
Active senior residential ²	Per dwelling unit	\$10,496.22	\$104.96	\$10,601.18	15%	\$8,921.78	\$89.22	\$9,011.00
Commercial	Per square foot of gross floor area	\$2.000	\$0.020	\$2.020		\$2.000	\$0.020	\$2.020
Office	Per square foot of gross floor area	\$1.740	\$0.017	\$1.757		\$1.740	\$0.017	\$1.757
Industrial	Per square foot of gross floor area	\$1.740	\$0.017	\$1.757		\$1.740	\$0.017	\$1.757
Other	Per peak hour trips as determined	As Calculated	As Calculated	As Calculated		As Calculated	As Calculated	As Calculated

¹ Actual Fees have been reduced by 15% through December 31, 2021 per the ECCRFFA Temporary Fee Incentive Program

² Per ECCRFFA Dec 15, 2005 approved a policy for Age Restricted Senior Housing to reduced the min fee to 43.56% of the Single Family Residential Fee

Note: Fees change per the October Engineering News Record (ENR) and become effective January 1 - Annually



Public Works

**Solid Waste Fees
NON-SCHEDULED SERVICES**

Bin Service¹	
DEPOSIT (Required on all bin rentals)²	\$700.00 per bin
BIN SERVICE CHARGE	
1 to 8 Cubic Yards (frontload)	\$134.00 per haul
10 to 40 Cubic Yards (roll-off)	\$327.00 per haul
DISPOSAL CHARGE (applicable to 10-40 cubic yard bins)	
Garbage or Construction/Demolition	\$109.00 per ton
Clean Wood, Yard Waste, Metals Only	\$76.00 per ton
Mixed Recyclables Only	\$86.00 per ton
Clean Cardboard Only (Non-Compacted)	\$58.00 per ton
OTHER CHARGES	
40 Yard Compactor Rental	\$76.00 per month
Haul Materials Outside City Limits	\$545.00 per haul
Compactor Special Handling Charge	\$38.00 per haul

Extra Cart Service Charges¹				
	32 Gal.	64 Gal.	96 Gal.	
Per Service	\$ 7.00	\$ 9.00	\$ 12.00	Each additional bag or 32-gallon equivalent of material collected \$7.00

Extra Bin Service Charges^{1,3}							
<i>Front-load Bin</i>	1 yd.	2 yd.	3 yd.	4 yd.	5 yd.	6 yd.	8 yd.
Garbage, Organics	\$30.00	\$63.00	\$90.00	\$118.00	\$140.00	\$168.00	\$224.00
Mixed Recycling	\$24.00	\$51.00	\$73.00	\$93.00	\$113.00	\$133.00	\$179.00

NOTE: Extra/Cart/Bin service charge applies only to extra material collected during regular service. Call back fee shall be added to this amount if extra service requires a driver to make an unscheduled trip to service location.

Bulky Item Charges¹	
Level 1 Bulky Materials (per item)	\$43.00
Level 2 Bulky Materials (per item)	\$76.00
- Less than 4 feet in length, height, or width	- Greater than 4 feet in length, height or width
- Less than 75 lbs.	- Between 75 lbs. and 200 lbs.
- Tires (up to 4 tires, 16" or less, no rims)	- Tires (up to 4 tires, 20" or less, with or without rims)
- Loose bagged trash/recyclables (up to 6 bags)	- Items with special handling required (e.g. Refrigerator w/CFCs)

Christmas Tree Pick-Up	\$20.00
------------------------	---------

Special Charges¹						
	Time	Carts	Time	FL Bins	Time	Roll-off Bins
Container Removal/Wash/Exchange/Disconnect		\$ 43.00		Cost/Varies by Size		Cost/Varies by Size
Container Replacement/with Delivery		\$ 86.00		Cost/Varies by Size		Cost/Varies by Size
Call Back Fee		\$ 22.00		\$ 62.00		\$ 143.00
Stand-by Time	Per Hour	\$ 215.97	Per Hour	\$ 215.97	Per Hour	\$ 215.97
Stand-by Over Time - 1.5 x Hourly Rate	Per Hour	\$ 242.13	Per Hour	\$ 242.13	Per Hour	\$ 242.13
Vacation Hold		\$ 25.00		N/A		N/A
Lock (replacement)		N/A		Actual Cost		Actual Cost
Public Outreach/Education Items (No Charge)						

¹ City staff will determine the charges for non-mandated services as requested by customer not listed above based on labor, vehicle and processing costs

² City staff may adjust for long term rentals

³ Compacted rates charged at two (2) times the non-compacted rates in the above table



Public Works

Solid Waste Fees ¹								
SCHEDULED SERVICES								
Cart Service								
Service Per Week		32 Gal.	64 Gal.	96 Gal.	The rate is based on the garbage cart size and may include up to two each of the recycling/yard waste carts serviced every other week at no additional charge. Rate for the 3rd Recycle Cart up to \$7.27/month per cart and the rate for the 3rd Yardwaste Cart up to \$7.99/month per cart.			
	1	\$29.77	\$41.00	\$54.03				
	2	\$56.11	\$78.57	\$104.64				
	3	\$82.44	\$116.12	\$155.24				
	4	\$108.80	\$153.70	\$205.85				
	5	\$135.13	\$191.26	\$256.45				
6	\$161.47	\$228.82	\$307.05					
Commercial Front-Load Bin Service								
Garbage, Organics								
Non-compacted Rates								
Container Size								
Service Per Week		1 Yard	2 Yard	3 Yard	4 Yard	5 Yard	6 Yard	8 Yard
	1	\$149.93	\$260.30	\$395.26	\$507.08	\$618.90	\$800.15	\$1,046.91
	2	\$313.52	\$534.27	\$804.18	\$1,027.83	\$1,251.48	\$1,613.95	\$2,107.51
	3	\$477.11	\$808.24	\$1,213.11	\$1,548.58	\$1,884.06	\$2,427.75	\$3,168.12
	4	\$640.70	\$1,082.20	\$1,622.04	\$2,069.33	\$2,516.62	\$3,241.59	\$4,228.71
	5	\$804.29	\$1,356.17	\$2,030.97	\$2,590.09	\$3,149.19	\$4,055.39	\$5,289.29
Garbage, Organics								
Compacted Rates								
Container Size								
Service Per Week		1 Yard	2 Yard	3 Yard	4 Yard	5 Yard	6 Yard	8 Yard
	1	\$279.56	\$545.61	\$857.94	\$1,123.99	N/A	\$1,933.75	N/A
	2	\$572.80	\$1,104.89	\$1,729.56	\$2,261.65	N/A	\$3,881.17	N/A
	3	\$866.04	\$1,664.19	\$2,601.17	\$3,399.33	N/A	\$5,828.61	N/A
	4	\$1,159.28	\$2,223.48	\$3,472.78	\$4,537.00	N/A	\$7,776.05	N/A
	5	\$1,452.52	\$2,782.77	\$4,344.40	\$5,674.65	N/A	\$9,723.47	N/A
Mixed Recyclables								
Non-compacted Rates								
Container Size								
Service Per Week		1 Yard	2 Yard	3 Yard	4 Yard	5 Yard	6 Yard	8 Yard
	1	\$70.04	\$156.81	\$235.21	\$351.83	\$439.78	\$527.73	\$780.07
	2	\$213.55	\$387.08	\$543.88	\$777.12	\$953.02	\$1,128.93	\$1,633.59
	3	\$357.06	\$617.35	\$852.56	\$1,202.40	\$1,466.27	\$1,730.13	\$2,487.13
	4	\$500.56	\$847.62	\$1,161.23	\$1,627.69	\$1,979.52	\$2,331.34	\$3,340.67
	5	\$644.08	\$1,077.88	\$1,469.91	\$2,052.97	\$2,492.75	\$2,932.54	\$4,194.19
Mixed Recyclables								
Compacted Rates								
Container Size								
Service Per Week		1 Yard	2 Yard	3 Yard	4 Yard	5 Yard	6 Yard	8 Yard
	1	\$156.81	\$351.83	\$527.73	\$780.07	N/A	\$1,284.73	N/A
	2	\$387.08	\$777.12	\$1,128.93	\$1,633.59	N/A	\$2,642.93	N/A
	3	\$617.35	\$1,202.40	\$1,730.13	\$2,487.13	N/A	\$4,001.12	N/A
	4	\$847.62	\$1,627.69	\$2,331.34	\$3,340.67	N/A	\$5,359.32	N/A
	5	\$1,077.88	\$2,052.97	\$2,932.54	\$4,194.19	N/A	\$6,717.52	N/A

¹ Rates may be further adjusted in the event that costs that are not within the City's control, such as hauling and disposal costs, electrical costs, chemical costs etc., exceed the amount projected. The additional costs may be recovered through the rates at the actual costs paid by the City



Public Works

Wastewater Fees¹

Customer Category	July 1, 2018	July 1, 2019	July 1, 2020	July 1, 2021	July 1, 2022
Residential					
Monthly Fixed Base Charge	\$15.01	\$15.47	\$15.94	\$16.42	\$16.92
Variable Rate per 1,000 gallons water use/month	\$6.00	\$6.18	\$6.37	\$6.57	\$6.77
Residential Maximum per month (base plus usage)	\$59.95	\$61.76	\$63.66	\$65.64	\$67.64
Lateral Maintenance Fee (Monthly)	\$2.94	\$3.03	\$3.13	\$3.23	\$3.33
New residential customers in new construction, charges will be based on the Citywide residential average wastewater usage due to lack of actual usage history. New residential customers in an existing dwelling will be charged the lesser of (1) Citywide average or (2) previous wastewater usage history at the service address.					
Residential Multi-family customers are charged a wastewater fixed monthly charge multiplied by number of dwelling units, in addition to a variable usage charge based on the customer's average winter water use divided by the number of dwelling units.					
Non-Residential					
Monthly Fixed Base Charge	\$15.01	\$15.47	\$15.94	\$16.42	\$16.92
Variable Rate per 1,000 gallons water use/month					
Low Strength (0-250 mg/l)	\$4.71	\$4.86	\$5.01	\$5.17	\$5.33
Medium Low Strength (251-400 mg/l)	\$5.36	\$5.53	\$5.70	\$5.88	\$6.06
Medium Strength (401-800 mg/l)	\$5.90	\$6.08	\$6.27	\$6.46	\$6.66
Medium High Strength (801-1400 mg/l)	\$12.10	\$12.47	\$12.85	\$13.24	\$13.64
High Strength (>1400 mg/l)	\$13.38	\$13.79	\$14.21	\$14.64	\$15.08

All customers are charged a wastewater fixed monthly charge, in addition to a variable usage charge. The Non-Residential fee is based upon actual monthly water use and the Residential fee is based upon average winter water use.

Annual Wastewater Service Standby Charge	\$80.00	\$80.00	\$80.00	\$80.00
Industrial Wastewater Discharge Permit Application Fee ²	\$437.67	\$447.25	\$555.29	\$567.71
Septage Receiving Fee per 1,000 gallons	N/A	N/A	N/A	\$131.84
Public Outreach/Educational Items (No Charge)	N/A	N/A	N/A	N/A

Existing Non-Residential Customer Classes	Combined Strength (mg/L)	Consolidated Customer Class
Auto Sales and Repair	300	Medium Low Strength
Barber & Beauty Shop	300	Medium Low Strength
Bakery	1,600	High Strength
Car Washes	170	Low Strength
Gas Stations	300	Medium Low Strength
Grocery Stores	1,600	High Strength
Hotels without Restaurants	430	Medium Strength
Institutions, Churches, HOAs	375	Medium Low Strength
Laundromats	260	Medium Low Strength
Laundry, Commercial	1,350	Medium High Strength
Office Buildings, Banks	300	Medium Low Strength
Restaurants	1,600	High Strength
Retail Stores	300	Medium Low Strength
Schools	230	Low Strength
Other Commercial	375	Medium Low Strength
Mixed Use	425	Medium Strength

¹ Rates may be further adjusted in the event that costs that are not within the City's control, such as wastewater treatment and disposal costs, electrical costs, chemical costs etc., exceed the amount projected. The additional costs may be recovered through the rates at the actual cost paid by the City

² Industrial Wastewater Discharge Permit Application Fee charged at 1.5 hours of Environmental Compliance Inspector II and 0.5 hours of Wastewater Operations Manager total hourly rate for Step E of the Cost Allocation Plan



Public Works

Water Fees

Effective Date	July 1, 2017	July 1, 2018	July 1, 2019	July 1, 2020	July 1, 2021	July 1, 2022
Monthly Base Rate						
5/8" or 3/4 Meter	\$23.56	\$24.03	\$24.88	\$25.76	\$26.67	\$27.61
1" Meter	\$32.52	\$34.00	\$35.19	\$36.43	\$37.71	\$39.03
1.5" Meter	\$54.93	\$58.90	\$60.97	\$63.11	\$65.32	\$67.61
2" Meter	\$81.83	\$88.79	\$91.90	\$95.12	\$98.45	\$101.90
3" Meter	\$167.00	\$183.44	\$189.87	\$196.52	\$203.40	\$210.52
4" Meter	\$292.65	\$322.91	\$292.65	\$293.65	\$294.65	\$295.65
6" Meter	\$592.85	\$656.65	\$679.64	\$703.43	\$728.06	\$753.55
Potable Consumption Charge¹						
Residential						
Tier 1: Units 1-5	\$2.72	\$2.84	\$2.94	\$3.05	\$3.16	\$3.28
Tier 2: Units 6-14	\$5.41	\$5.48	\$5.68	\$5.88	\$6.09	\$6.31
Tier 3: Units 15-20	\$6.47	\$6.43	\$6.66	\$6.90	\$7.15	\$7.41
Tier 4: Units 21+	\$7.11	\$6.64	\$6.88	\$7.13	\$7.38	\$7.64
Non Residential						
Tier 1: Units 1-5	\$2.52	\$2.93	\$3.04	\$3.15	\$3.27	\$3.39
Tier 2: Units 6+	\$5.02	\$5.97	\$6.18	\$6.40	\$6.63	\$6.87
Non Potable Consumption Charge¹						
All Units	\$1.43	\$1.43	\$1.47	\$1.51	\$1.56	\$1.60
Hydrant¹						
All Units	\$6.59	\$8.72	\$9.03	\$9.35	\$9.68	\$10.02
Drought Surcharge²						
Per % required conservation	\$0.00	\$0.06	\$0.06	\$0.06	\$0.07	\$0.07
Water Service Standby Charge	\$60.00	NA	NA	NA	NA	NA
Water Meter Test Fee ³	\$189.23	\$210.00	\$224.06	\$237.27	\$241.47	\$241.47
Water Disconnection Charge	\$30.00	\$30.00	\$30.00	\$30.00	\$30.00	\$30.00
Water Meter Lock	Actual Cost	Actual Cost	Actual Cost	Actual Cost	Actual Cost	Actual Cost
Angle Meter Stop	Actual Cost	Actual Cost	Actual Cost	Actual Cost	Actual Cost	Actual Cost
After Hours Same Day Service Fee ⁴	\$86.45	\$96.83	\$98.81	\$105.41	\$108.17	\$108.17
Fireline 2"	\$4.00	\$4.00	\$4.00	\$4.00	\$4.00	\$4.00
Fireline 4"	\$8.00	\$8.00	\$8.00	\$8.00	\$8.00	\$8.00
Fireline 6"	\$12.00	\$12.00	\$12.00	\$12.00	\$12.00	\$12.00
Fireline 8"	\$16.00	\$16.00	\$16.00	\$16.00	\$16.00	\$16.00
<i>(Rate is based on \$2.00 per inch of the Fire Service Line)</i>						
Hydrant Meter Deposit	\$2,500.00	\$2,500.00	\$2,500.00	\$2,500.00	\$2,500.00	\$2,500.00
Public Outreach/Educational Items	No Charge	No Charge	No Charge	No Charge	No Charge	No Charge
Irrigation Sign (Non-potable)	Actual Cost Per (12" x 18") Sign					

¹ Per 1,000 gallons = 1 unit

² Upon declaration by the State of California of a water emergency, drought and/or mandated conservation, the drought surcharge shall require action by the City Council prior to rate implementation and collection

³ Fee charged for test when requested by a customer. Test fee will be refunded depending upon test results indicating that the meter is registering water consumption inaccurately. 1 hour Water Service Worker II total hourly rate step E per the Cost Allocation Plan and Caltrans Equipment Rate

⁴ 1/2 hour, to be charged at the Water Service Worker II total hourly rate step E per the Cost Allocation Plan

Note: Rates may be further adjusted in the event that costs that are not within the City's control, such as water purchased costs, electrical costs, chemical costs etc., exceed the amount projected. The additional costs may be recovered through the rates at the actual cost paid by the City



**Public Works
Laboratory
Water Analysis Fees**

Fee Description	Fee
Microbiology:	
Colilert (Presence/Absence (P/A) and Quanti-Tray) ¹	\$24.00
Membrane Filtration ¹	\$26.30
Most Portable Number (MPN) ¹	\$53.20
Heterotrophic Plate Count	\$40.50
Fecal Coliform or Confirmation ²	\$21.40
General Mineral and Physical:	
Alkalinity	\$22.50
Conductivity	\$22.70
Field Testing (Chlorine, pH, Temperature)	\$20.20
Hardness	\$31.10
Turbidity	\$20.20
Color	\$20.20
Inorganics:	
Ammonia	\$40.80
BOD5	\$39.00
Bromide	\$40.80
Calcium	\$40.80
Chloride	\$40.80
Fluoride	\$40.80
Magnesium	\$40.80
Phosphate	\$40.80
Potassium	\$40.80
Nitrate	\$40.80
Nitrite	\$40.80
Sodium	\$40.80
Solids (Total Dissolved Solids (TDS))	\$40.50
Sulfate	\$40.80
Outside Lab Testing	Actual Cost + 10%

¹ If test result show Positive Total Coliform an additional Confirmation test will be required

² Confirmation test for Positive Total Coliform results in Colilert (P/A) and Quanti-Tray, Membrane Filtration, or MPN Tests



**Public Works
Laboratory**

Wastewater Analysis Fees

Fee Description	Fee
Microbiology:	
Colilert (P/A and Quanti-Tray) ¹	\$24.00
Membrane Filtration ¹	\$26.30
MPN ¹	\$53.20
Heterotrophic Plate Count	\$40.50
Fecal Coliform or Confirmation ²	\$21.40
General Mineral and Physical:	
Alkalinity	\$22.50
Conductivity	\$22.70
Field Testing (Chlorine, pH, Temperature)	\$20.20
Hardness	\$31.10
Turbidity	\$20.20
Color	\$20.20
Inorganics:	
Ammonia	\$40.80
BOD5	\$39.00
Bromide	\$40.80
Calcium	\$40.80
Chloride	\$40.80
Fluoride	\$40.80
Magnesium	\$40.80
Phosphate	\$40.80
Potassium	\$40.80
Nitrate	\$40.80
Nitrite	\$40.80
Sodium	\$40.80
Solids (TDS)	\$40.50
Sulfate	\$40.80
Outside Lab Testing	Actual Cost + 10%

¹ If test result show Positive Total Coliform an additional Confirmation test will be required

² Confirmation test for Positive Total Coliform results in Colilert (P/A) and Quanti-Tray, Membrane Filtration, or MPN Tests




Certificate of Cost Allocation Plan

This is to certify that I have reviewed the Cost Allocation Plan and to the best of my knowledge and belief:

- (1) All costs included in this proposal of July 1, 2021 to establish billings or final indirect costs rates for Fiscal Year 2021/22 are allowable in accordance with the requirements of the Federal award(s) to which they apply and 2 CFR part 200, Uniform Administrative Requirements, Cost Principles, and Audit Requirements for Federal Awards, Subpart F. Unallowable costs have been adjusted for in allocating costs as indicated in the Cost Allocation Plan.
- (2) All costs included in this proposal are properly allocable to Federal awards on the basis of a beneficial or causal relationship between the expenses incurred and the agreements to which they are allocated in accordance with applicable requirements. Further, the same costs that have been treated as indirect costs have not been claimed as direct costs. Similar types of costs have been accounted for consistently and the Federal Government will be notified of any accounting changes that would affect the predetermined rate.

I declare that the foregoing is true and correct.

Governmental Unit: City Of Brentwood

Signature: 

Name of Official: Kerry Breen

Title: Director of Finance and Information Systems

Date of Execution: 7/1/2021

This Certificate of Cost Allocation Plan should be used for certification of the Agency's Plan. This form must be signed by the Executive Director or Finance and Information Systems Director of the agency.

FINANCE AND INFORMATION SYSTEMS
150 City Park Way, Brentwood, CA 94513
Phone: (925) 516-5460 Fax: (925) 516-5401
www.BRENTWOODCA.GOV



This page intentionally left blank.

RESOLUTION NO. 2021-137

A RESOLUTION OF THE CITY COUNCIL OF THE CITY OF BRENTWOOD ADOPTING THE FY 2021/22 COST ALLOCATION PLAN AND SCHEDULE OF CITY FEES; MAKING CERTAIN SUPPORTING FINDINGS, INCLUDING THE INAPPLICABILITY OF THE CALIFORNIA ENVIRONMENTAL QUALITY ACT TO THESE ACTIONS; IMPOSING SAID FEES; ESTABLISHING A PROCESS FOR WAIVING OR ADJUSTING CERTAIN FEES; AND REPEALING RESOLUTION NO. 2020-116 WHICH ADOPTED THE FY 2020/21 COST ALLOCATION PLAN AND SCHEDULE OF CITY FEES

WHEREAS, Article XI, section 7 of the California Constitution allows the City to impose fees and charges that are not in conflict with the general laws of the State; and

WHEREAS, Government Code Sections 65104, 65909.5, 66014 and 66451.2 allow the City to establish fees to offset the City's administrative costs in processing permits, licenses, subdivision maps and entitlements; and

WHEREAS, Brentwood Municipal Code § 17.800 requires payment of such processing fees in conjunction with any application submitted for permits, licenses, subdivision maps and entitlements; and

WHEREAS, on November 14, 2000, by Resolution No. 2198 the City Council adopted a report prepared by DMG-Maximus ("Report") for computing fees for City services and revising City services fees; and

WHEREAS, on May 24, 2011, by Resolution 2011-72, City Council approved a fee study which established new fees and amended existing fees for Planning, Police and Administrative Fees and revised the City of Brentwood FY 2010/11 Cost Allocation Plan and Schedule of City Fees (CAP); and

WHEREAS, on May 12, 2015, City Council adopted Resolution 2015-70 amending the City of Brentwood FY 2014/15 Cost Allocation Plan and Schedule of City; revising the method in which certain fees are rounded; adding a Planned Event/Response/Clean-Up Fee Schedule; and modifying Citywide Special Event/Response/Clean-Up Fees and Police Department Other Services Special Event Response Fees; and

WHEREAS, on November 14, 2017, City Council approved Resolution 2017-146 updating and adopting the Development Fee Program and Schedule of Development Impact Fees applicable to new development projects and amending the City's Master Fee Resolution (No. 2015-67, which in subsequent resolutions was incorrectly identified as No. 2015-167) to replace the Facility Impact Fees therein with those established by Resolution No. 2017-146; and

WHEREAS, on June 26, 2018, City Council adopted Resolution 2018-86 accepting and approving the Water and Wastewater Cost of Service Study and adopting rate structures for water utility service for Fiscal Years 2018/19 through 2022/23; and

WHEREAS, on June 26, 2018, City Council adopted Resolution 2018-87 accepting and approving the Water and Wastewater Cost of Service Study and adopting rate structures for wastewater utility service for Fiscal Years 2018/19 through 2022/23; and

WHEREAS, on June 26, 2018, City Council adopted Resolution 2018-88 accepting and approving the Solid Waste Cost of Service Study and adopting a rate structure for solid waste utility service for Fiscal Years 2018/19 through 2022/23; and

WHEREAS, the City Finance and Information Systems Department researched and developed the FY 2019/20 Cost Allocation Plan and Schedule of City Fees, which develops a model for computing fees to cover the City's direct and indirect (overhead) administrative costs incurred in response to requests for permits, maps, licenses and entitlements, and which proposes a revised schedule of such fees; and

WHEREAS, on July 28, 2020, City Council adopted Resolution 2020-101, East Contra Costa Fire Protection District ("ECCFPD") Development Impact Fee; and

WHEREAS, on August 25, 2020, City Council adopted Resolution 2020-116 amending the FY 2019/20 Cost Allocation Plan and Schedule of City Fees related to: 1) the timing of Consumer Price Index adjustments, and 2) revisions to Park Planning and Landscape Review fees, and finding that the proposed amendments do not constitute a project for the purposes of the California Environmental Quality Act; and

WHEREAS, on February 9, 2021, City Council adopted Resolution 2021-20 updating and adopting the Development Fee Program and Schedule of Development Impact Fee applicable to new Development projects; and amending the City's Master Fee Resolution 2020-116 to reflect these revisions; and

WHEREAS, the Cost Allocation Plan and Schedule of City Fees was available for public inspection and review for ten (10) days prior to this public hearing; and

WHEREAS, a public hearing has been noticed and held in accordance with Government Code Section 66018; and

WHEREAS, the City Council has considered the information provided to it by those testifying; has reviewed and considered the information provided in the staff report and staff presentation; and has read and considered the report and supporting data.

NOW, THEREFORE BE IT RESOLVED, by the City Council of the City of Brentwood:

Section 1. Findings:

The Council makes each of the following findings:

- A. That CEQA does not apply to the adoption of this Resolution, pursuant to Sections 15061, 15273, and 15378 of the State CEQA Guidelines because:
 1. The fees established by this Resolution will be collected for the purposes of meeting operational expenses and maintaining service to those that request it; and
 2. Because the fees authorized by this Resolution will be collected at the application stage of the project, CEQA review will take place during the processing of the project. Therefore, it can be seen with certainty that the adoption of this Resolution establishing processing fees will not have a significant effect on the environment; and

3. The adoption of this Resolution is not a project because it is a fiscal activity that does not commit the City to any specific project that may result in a potentially significant impact on the environment.
- B. The purpose of the processing fees is to support those City services which are undertaken as a direct or indirect result of members of the public using the services of the City, in particular the services of permits, licenses, subdivision maps and entitlements.
- C. After considering the Cost Allocation Plan and Schedule of City Fees and supporting data and the testimony received at this public hearing, the City Council finds that future development in the City will generate a continued need for the services specified in the Report.
- D. The Report and the testimony establish:
 1. That there is a reasonable relationship between the need for the fee and the type of service, product, benefit, privilege, or regulatory activity for which the fee is imposed; and
 2. That there is a reasonable relationship between the amount of the fee and the estimated reasonable cost of providing the type of service, product, benefit, privilege, or regulatory activity for which the fee is imposed; and
 3. The amount of service provided does not exceed what is reasonably necessary in order to process the requested service; and
 4. That the cost estimates set forth in the FY 2021/22 Cost Allocation Plan and the Schedule of City Fees are reasonable and best approximate the direct and indirect (overhead) costs of City staff and consultants for providing the service, product, benefit, privilege, or regulatory activity.
- E. The method of allocating the City's administrative costs bears a fair and reasonable relationship to each fee payer's burden on, and benefit from, the services, product, benefit, or privilege requested by that fee payer.
- F. The fees do not exceed the estimated reasonable cost of providing the service, product, benefit, privilege, or regulatory activity for which the fee is charged.

Section 2. Adoption of the FY 2021/22 Cost Allocation Plan and Schedule of City Fees:

- A. The City Council approves and adopts the FY 2021/22 Cost Allocation Plan and Schedule of City Fees and incorporates them herein.

Section 3. Fees Imposed:

- A. Each person requesting a service in the City of Brentwood for which a fee is imposed pursuant to the Cost Allocation Plan and Schedule of City Fees shall pay the fee set forth in the Cost Allocation Plan and Schedule of City Fees.

- B. On July 1 of each year (excluding Parks and Recreation Fees, which are pursuant to Resolution 2020-74, will not be automatically adjusted for FY 2021/22), all fees not tied to an alternate index and/or requirement will be automatically adjusted by an amount equal to the percentage of increase or decrease in the April Consumer Price Index Urban Wage Earners and Clerical Workers for San Francisco-Oakland-San Jose California. Should the CPI be negative, the fees would remain unchanged pending review of the cost to provide the services by staff. A recommendation would be brought before City Council prior to adjustments being made.
- C. The fees may also be adjusted if the City updates or modifies the Cost Allocation Plan or the Report and conducts a public hearing to implement a new or revised fee or fees based upon such update or modification.
- D. The applicable fee shall be determined based on the fee schedule in effect at the time the application is submitted to the City for the requested service. The fee shall be payable in full at the time the application is submitted.
- E. The adoption of this Resolution does not affect the ability of the City to request an agreement between the applicant and the City to pay extraordinary processing costs and to establish deposit accounts.

Section 4. Fee Adjustment or Waiver or Reimbursement:

A person subject to a development fee imposed pursuant to this Resolution may apply to the City Council for adjustment to that fee, or a waiver of that fee, or reimbursement of part or all of the fee, solely by following the written protest procedure in the time and manner provided by Government Code Section 66020 and detailing the reasons for the adjustment, waiver or reimbursement.

- A. A person subject to the fees imposed pursuant to this Resolution that desires an adjustment or waiver of such fees shall follow the protest procedure contained in Government Code Section 66020 (as may be amended), and within the time frame set forth in subsection (d) thereof (as may be amended) or risk the loss of the legal ability to request such adjustment or waiver. In no event shall the City waive its right to rely on other applicable limitations periods, including without limitation those set forth in Government Code Section 66022 (as may be amended).
- B. A person may apply to the City Council for an adjustment to a fee by filing an application with the City Clerk. The application shall be made in writing and must identify the reasons why the fee should be adjusted. At a minimum, the reasons should explain why a reasonable relationship is lacking between the service provided by the City, the costs incurred by the City for such service and the fees imposed by the City for such service.
- C. The application shall be filed with the City Clerk no later than the deadline for filing protests as mentioned in subpart A. above. The City Clerk will present the application to the City's Finance and Information Systems Director or designee.
- D. The City's Finance and Information Systems Director, or designee, shall make a written determination on the application. The City's Finance and Information Systems

Director, or designee, may authorize an adjustment so long as the adjustment does not exceed Ten Percent of the total amount of the fees sought to be imposed by the City. Recommendations by the City's Finance and Information Systems Director, or designee, for adjustments in excess of Ten Percent will be forwarded to the City Council for final determination. The method and timing of implementing the adjustment is subject to the discretion of the City's Finance and Information Systems Director (or designee) or City Council where applicable.

- E. Any adjustment granted is limited to the project as proposed. If there is any change in the project, the fee adjustment is suspended so that the City's Finance and Information Systems Director or City Council where applicable, may re-evaluate where the adjustment is still appropriate.
- F. Decisions of the City's Finance and Information Systems Director, or designee, are subject to appeal to the City Council so long as such appeal is made in writing and within ten (10) days of the decision.

Section 5. Use of Fee Revenues:

The revenues raised by payment of these fees, along with any interest earned, shall be used to pay for the City's costs detailed in the Report, including without limitation the capital costs and labor and contract costs directly or indirectly associated with providing the service, product, benefit, privilege, or regulatory activity for which the fee is charged.

Section 6. Subsequent Analysis of the Fees:

The fees established herein are adopted and implemented by the Council in reliance on the comprehensive studies that have been prepared by the City and consultants to the City. During the coming years, the City will continue to gather additional information that may affect the nature, scope and type of services to be provided in response to requests of the public. Notwithstanding any term or condition of any permit, subdivision map, license or entitlement granted by the City, it is existing policy that the City Council may revise the fees to incorporate the findings and conclusions of further studies, as well as increases due to inflation, and that such revisions shall apply to any prior approved projects, as well as new projects.

Section 7. Effective Date of Revised Fees:

Fees governed by Government Code 66000-66025 shall be effective sixty (60) days after the adoption of this Resolution provided, however, that, upon enactment of this Resolution, any person may pay the revised fees instead of the current fees. All other fees set forth in the FY 2021/22 Cost Allocation Plan other than changes already approved by City Council, were increased by the CPI, appropriate index as identified or appropriate percentage on July 1, 2021. Rents for the Affordable Monthly Rent for households at very low, low, and moderate-income levels will be delayed through September 30, 2021. Solid Waste non-scheduled services shall increase 3% each FY 2019/20 - FY 2022/23, then round down to the nearest whole dollar. Fiscal Years 2021/22 – FY 2022/23 adjustments shall take effect July 1st of each fiscal year.

Section 8. Severability:

Each component of the fees and all portions of this Resolution are severable. Should any individual component of the fee or other provision of this Resolution be adjudged to be invalid and unenforceable, the remaining provisions shall be and continue to be fully effective, and the fee shall be fully effective except as to that portion that has been judged to be invalid.

Section 9. Repeal of Inconsistent Resolutions:

A. Resolution No. 2020-116 is hereby repealed.

Section 10. Development Impact Fees:

A. It is the intent that Development Fees governed by Government Code §66000-66025 shall only be effected by this Section of this Resolution and other Sections of this Resolution shall not apply.


B. Nothing in this Resolution is intended to supersede Resolution 2017-146 as that Resolution may have been amended from time to time.

Section 11. Statute of Limitations:

Any judicial action or proceeding to challenge, review, set aside, void, or annul the fees established by this Resolution, or the Resolution itself, shall be commenced within one hundred twenty (120) days of the passage of this Resolution. Any action to challenge an adjustment adopted pursuant to Sections 2, 3, 4, 5, 6, 7, 8 or 11 shall be commenced within one hundred twenty (120) days of the adjustment.


PASSED, APPROVED AND ADOPTED by the City Council of the City of Brentwood at a regular meeting held on the 26th day of October, 2021, by the following vote:

- AYES:** Bryant, Mendoza, Meyer, Rarey, Rodriguez
- NOES:** None
- ABSENT:** None
- RECUSE:** None



Joel Bryant
Mayor

ATTEST:



for _____
Margaret Wimberly, MMC
City Clerk