



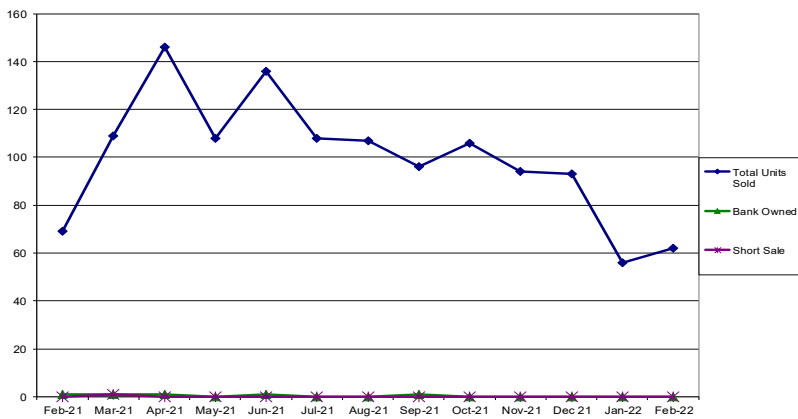
## Brentwood Housing Statistics February 2022 Report

### Summary:

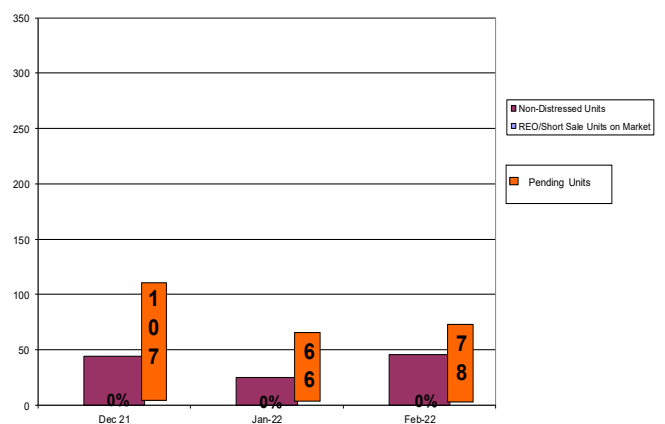
The housing data contained in this report reflects information reported for the month of February 2022. The number of active units on the MLS for February 2022 was 46. Pending units for February 2021 through February 2022 ranged from 89 down to 78. The total units sold during February 2021 through February 2022 was 1290; a total of 62 sold for the month of February 2022. Compared to the total units sold in February 2022, 2022 saw a slight decrease in the amount of units sold. February 2021 through 2022 has shown home values to be steady. Distressed home sales for February 2022 were 0% of the total homes sold.

The average sold price for February 2022 was \$1,028,520. The median asking price for February 2022 was \$909,450 and the median sold price was \$902,856. In February 2021, the median sold price was \$730,000, in 2020 it was \$601,000 and in 2019 it was \$640,000.

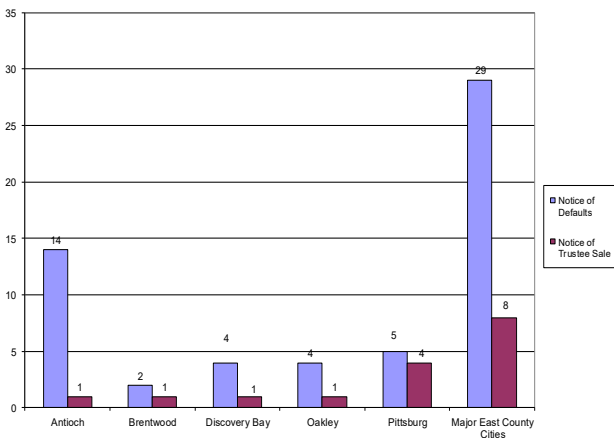
**BRENTWOOD**  
Resale Units Sold by Type of Sale



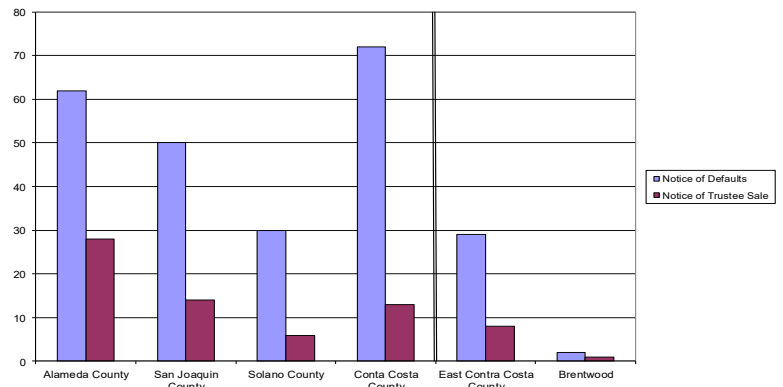
**BRENTWOOD**  
Total Units on Market



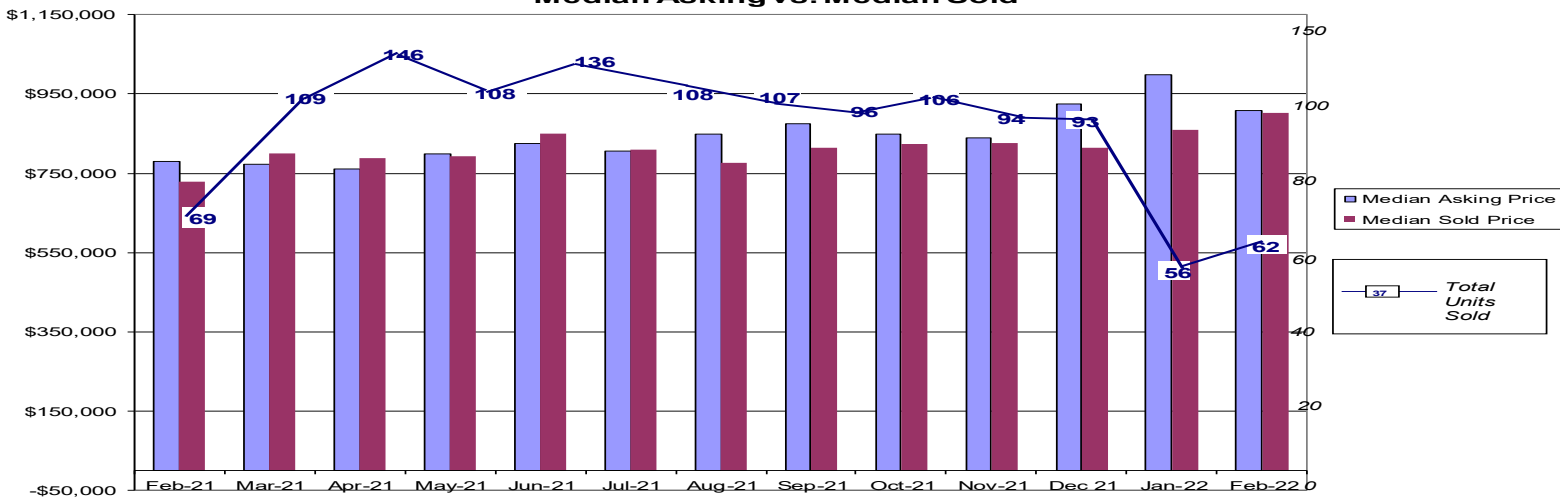
**East County Distressed Units**  
February 2022



**Notices by County**  
February 2022



**BRENTWOOD**  
Median Asking vs. Median Sold



Source: [www.propertyrader.com](http://www.propertyrader.com). All data reported as of 2022.

Please see our definition section located on Page 2.

For questions regarding this publication, please contact the Housing Division at (925) 516-5405.



## Brentwood Housing Statistics February 2022 Report

### Definitions:

#### **Notice of Default (NOD)**

A publicly recorded notice that a property owner has missed scheduled loan payments for a loan secured by a property. Some states require lenders to record a notice of default to begin the foreclosure process

#### **Notice of Trustee Sale (NOT)**

A document announcing the public sale of a property to recover a debt owed by the owner of the property. The notice is mailed to parties affected by the sale of a property, advertised in local publications and recorded in public records. Among other information, it provides the date, time and location of the sale.

#### **Real Estate Owned (REO)**

This status indicates the property is now owned by the lender or bank as a result of an unsuccessful sale at a foreclosure auction.

#### **Short Sales**

A process in which the bank or mortgage lender agrees to discount a loan balance due to an economic hardship on the part of the mortgagor/homeowner. A short sale is typically executed to prevent a foreclosure.

### Sold

BRENTWOOD	Dec 21	Jan 22	Feb 22
Total # of Properties Sold	93	56	62
# of Short Sales Sold	0	0	0
# of REO's Sold	0	0	0
% of Sold - Distressed	0%	0%	0%
Median Sold Price	815,000	860,000	902,856
Average Sold Price	870,353	873,028	1,028,520
ANTIOCH	Dec 21	Jan 22	Feb 22
Total # of Properties Sold	130	89	88
# of Short Sales Sold	1	0	0
# of REO's Sold	0	0	0
% of Sold - Distressed	1%	0%	0%
Median Sold Price	665,000	655,000	702,500
Average Sold Price	642,878	638,286	690,124
OAKLEY	Dec 21	Jan 22	Feb 22
Total # of Properties Sold	35	49	31
# of Short Sales Sold	0	0	0
# of REO's Sold	0	0	0
% of Sold - Distressed	0%	0%	0%
Median Sold Price	675,000	730,000	700,000
Average Sold Price	708,299	733,361	730,165
DISCOVERY BAY	Dec 21	Jan 22	Feb 22
Total # of Properties Sold	33	26	21
# of Short Sales Sold	0	1	0
# of REO's Sold	1	0	1
% of Sold - Distressed	3%	4%	5%
Median Sold Price	795,000	760,000	792,000
Average Sold Price	831,943	871,596	793,162

### Listings

BRENTWOOD	Dec 21	Jan 22	Feb 22
# of Active Listings	44	25	46
# of Short Sales Listed	0	0	0
# of REO's Listed	0	0	0
% of Actives - Distressed	0%	0%	0%
Median Listing Price	925,000	999,000	909,450
Average Listing Price	1,215,168	1,286,103	1,064,394
ANTIOCH	Dec 21	Jan 22	Feb 22
# of Active Listings	63	38	78
# of Short Sales Listed	0	0	0
# of REO's Listed	1	0	0
% of Actives - Distressed	2%	0%	0%
Median Listing Price	698,000	751,080	680,000
Average Listing Price	696,335	716,928	676,436
OAKLEY	Dec 21	Jan 22	Feb 22
# of Active Listings	50	31	35
# of Short Sales Listed	0	0	0
# of REO's Listed	0	0	0
% of Actives - Distressed	0%	0%	0%
Median Listing Price	762,425	800,000	825,000
Average Listing Price	798,467	841,819	830,450
DISCOVERY BAY	Dec 21	Jan 22	Feb 22
# of Active Listings	49	28	31
# of Short Sales Listed	0	0	0
# of REO's Listed	0	0	0
% of Actives - Distressed	0%	0%	0%
Median Listing Price	868,888	864,900	899,000
Average Listing Price	1,077,963	1,056,452	1,138,911