



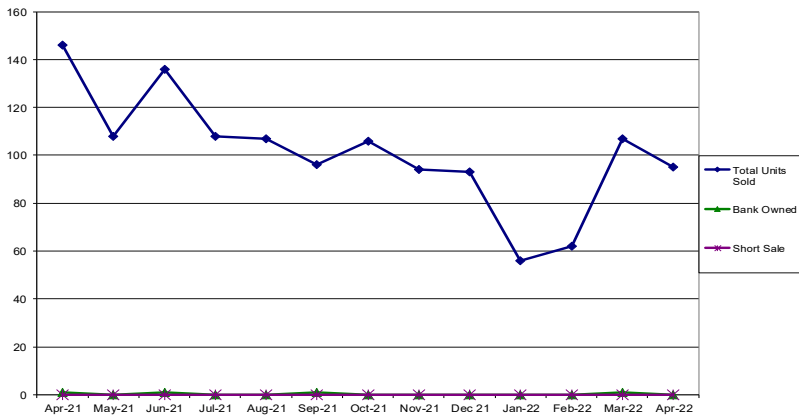
Brentwood Housing Statistics April 2022 Report

Summary:

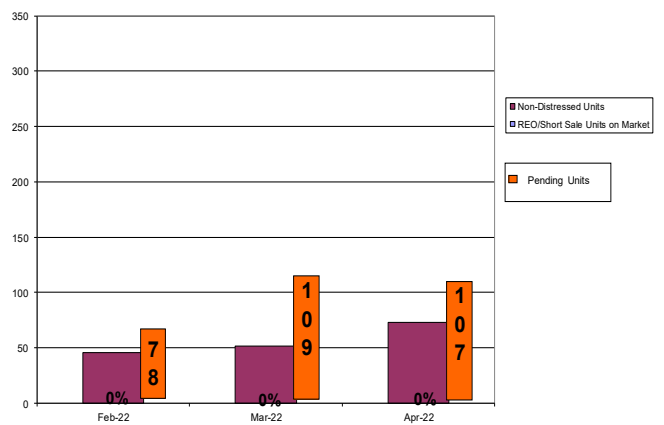
The housing data contained in this report reflects information reported for the month of April 2022. The number of active units on the MLS for April 2022 was 73. Pending units for April 2021 through April 2022 ranged from 163 down to 107. The total units sold during April 2021 through April 2022 was 1314; a total of 95 sold for the month of April 2022. Compared to the total units sold in April 2021, 2022 saw a decrease in the amount of units sold. April 2021 through 2022 has shown home values to be steady. Distressed home sales for April 2022 were 0% of the total homes sold.

The average sold price for April 2022 was \$911,836. The median asking price for April 2022 was \$989,900 and the median sold price was \$880,000. In April 2021, the median sold price was \$788,500, in 2020 it was \$623,000 and in 2019 it was \$608,750.

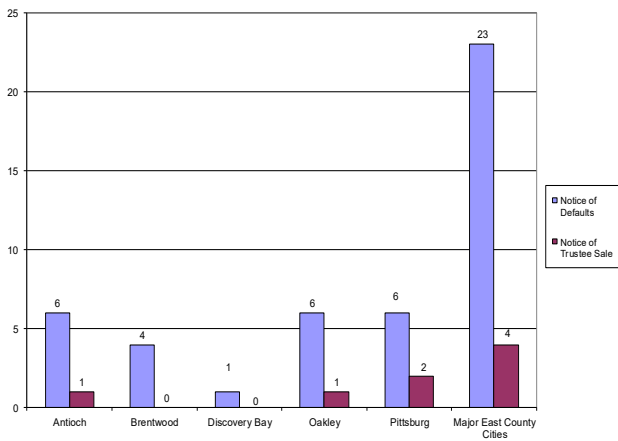
BRENTWOOD
Resale Units Sold by Type of Sale



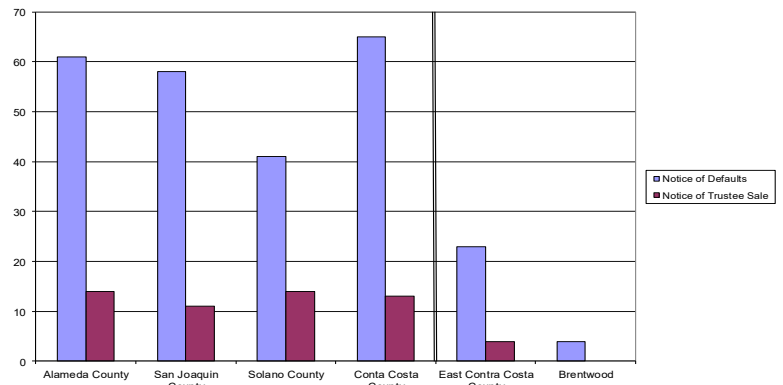
BRENTWOOD
Total Units on Market



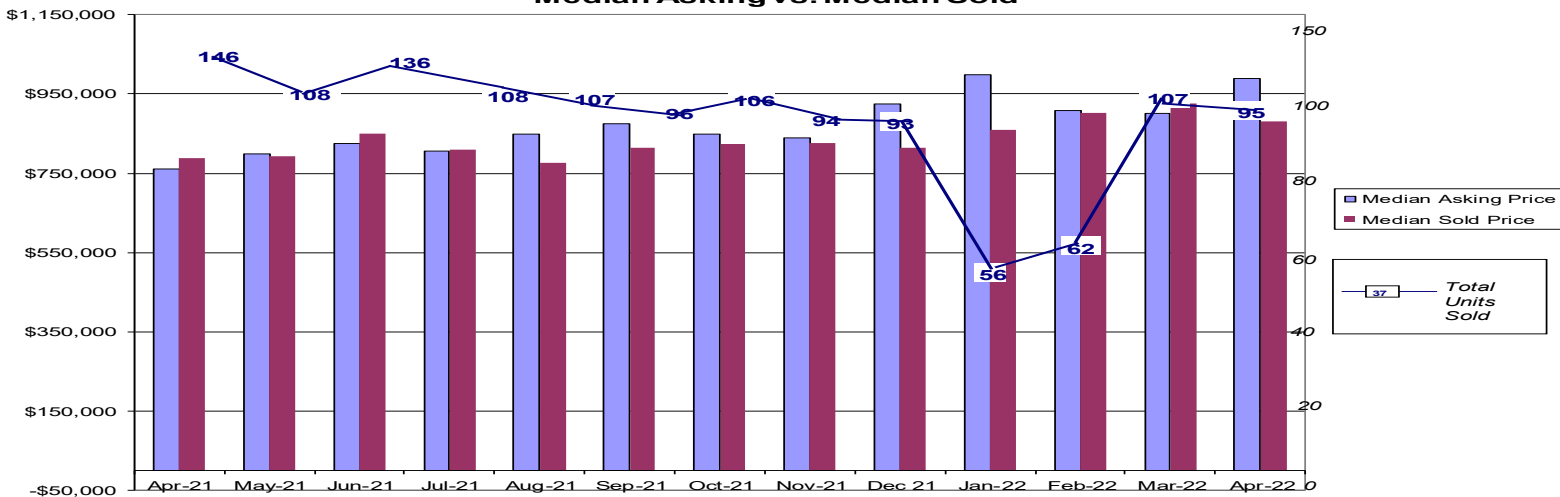
East County Distressed Units
April 2022



Notices by County
April 2022



BRENTWOOD
Median Asking vs. Median Sold



Source: www.propertyrader.com. All data reported as of 2022.

Please see our definition section located on Page 2.

For questions regarding this publication, please contact the Housing Division at (925) 516-5405.



Brentwood Housing Statistics April 2022 Report

Definitions:

Notice of Default (NOD)

A publicly recorded notice that a property owner has missed scheduled loan payments for a loan secured by a property. Some states require lenders to record a notice of default to begin the foreclosure process

Notice of Trustee Sale (NOT)

A document announcing the public sale of a property to recover a debt owed by the owner of the property. The notice is mailed to parties affected by the sale of a property, advertised in local publications and recorded in public records. Among other information, it provides the date, time and location of the sale.

Real Estate Owned (REO)

This status indicates the property is now owned by the lender or bank as a result of an unsuccessful sale at a foreclosure auction.

Short Sales

A process in which the bank or mortgage lender agrees to discount a loan balance due to an economic hardship on the part of the mortgagor/homeowner. A short sale is typically executed to prevent a foreclosure.

Sold

BRENTWOOD	Feb 22	Mar 22	Apr 22
Total # of Properties Sold	62	107	95
# of Short Sales Sold	0	0	0
# of REO's Sold	0	1	0
% of Sold - Distressed	0%	1%	0%
Median Sold Price	902,856	925,000	880,000
Average Sold Price	1,028,520	946,555	911,836
ANTIOCH	Feb 22	Mar 22	Apr 22
Total # of Properties Sold	88	157	114
# of Short Sales Sold	0	0	0
# of REO's Sold	0	0	0
% of Sold - Distressed	0%	0%	0%
Median Sold Price	702,500	690,000	677,500
Average Sold Price	690,124	679,439	680,255
OAKLEY	Feb 22	Mar 22	Apr 22
Total # of Properties Sold	31	61	46
# of Short Sales Sold	0	0	0
# of REO's Sold	0	2	0
% of Sold - Distressed	0%	3%	0%
Median Sold Price	700,000	749,990	755,000
Average Sold Price	730,165	777,513	774,968
DISCOVERY BAY	Feb 22	Mar 22	Apr 22
Total # of Properties Sold	21	34	25
# of Short Sales Sold	0	0	0
# of REO's Sold	1	0	0
% of Sold - Distressed	5%	0%	0%
Median Sold Price	792,000	837,500	850,000
Average Sold Price	793,162	956,349	974,840

Listings

BRENTWOOD	Feb 22	Mar 22	Apr 22
# of Active Listings	46	52	73
# of Short Sales Listed	0	0	0
# of REO's Listed	0	0	0
% of Actives - Distressed	0%	0%	0%
Median Listing Price	909,450	899,950	989,900
Average Listing Price	1,064,394	1,053,238	1,061,970
ANTIOCH	Feb 22	Mar 22	Apr 22
# of Active Listings	78	72	91
# of Short Sales Listed	0	0	0
# of REO's Listed	0	1	1
% of Actives - Distressed	0%	1%	1%
Median Listing Price	680,000	625,000	649,950
Average Listing Price	676,436	640,904	659,292
OAKLEY	Feb 22	Mar 22	Apr 22
# of Active Listings	35	23	37
# of Short Sales Listed	0	0	0
# of REO's Listed	0	0	0
% of Actives - Distressed	0%	0%	0%
Median Listing Price	825,000	788,888	825,000
Average Listing Price	830,450	806,834	806,291
DISCOVERY BAY	Feb 22	Mar 22	Apr 22
# of Active Listings	31	27	38
# of Short Sales Listed	0	0	0
# of REO's Listed	0	0	0
% of Actives - Distressed	0%	0%	0%
Median Listing Price	899,000	899,000	849,000
Average Listing Price	1,138,911	1,284,899	1,170,089