



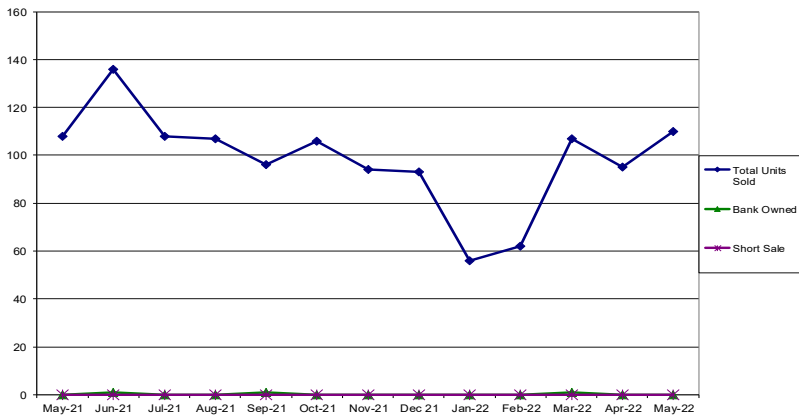
Brentwood Housing Statistics May 2022 Report

Summary:

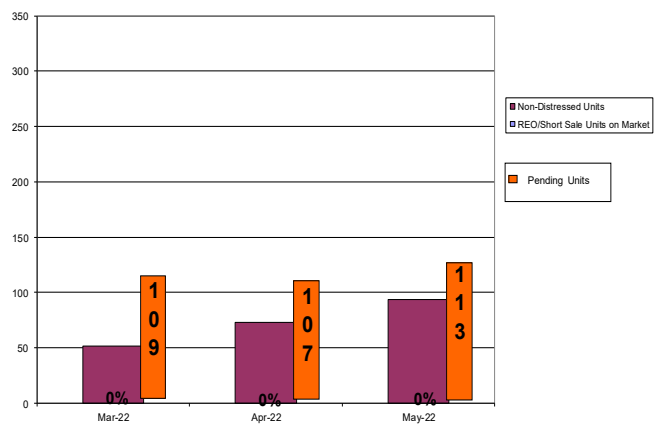
The housing data contained in this report reflects information reported for the month of May 2022. The number of active units on the MLS for May 2022 was 94. Pending units for May 2021 through May 2022 ranged from 124 down to 113. The total units sold during May 2021 through May 2022 was 1278; a total of 110 sold for the month of May 2022. Compared to the total units sold in May 2021, 2022 saw an increase in the amount of units sold. May 2021 through 2022 has shown home values to be steady. Distressed home sales for May 2022 were 0% of the total homes sold.

The average sold price for May 2022 was \$954,338. The median asking price for May 2022 was \$909,949 and the median sold price was \$930,000. In May 2021, the median sold price was \$792,500, in 2020 it was \$617,245 and in 2019 it was \$619,975.

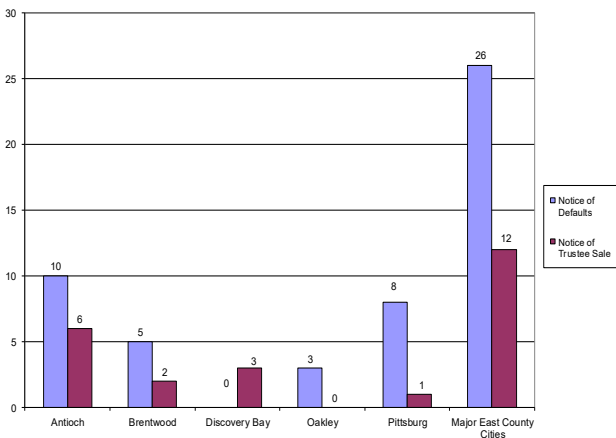
BRENTWOOD
Resale Units Sold by Type of Sale



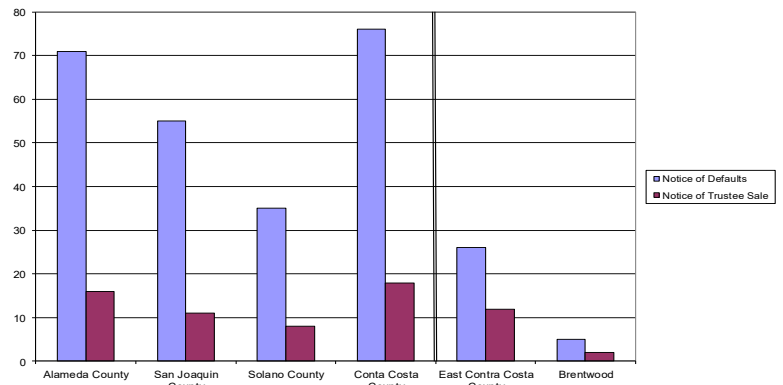
BRENTWOOD
Total Units on Market



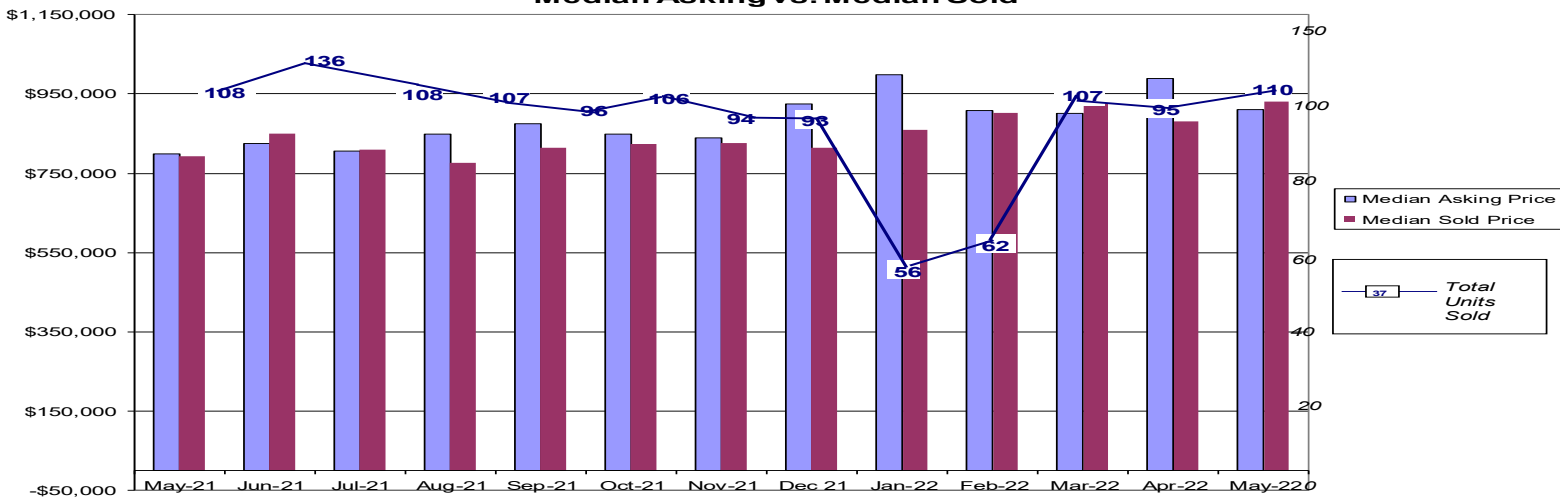
East County Distressed Units
May 2022



Notices by County
May 2022



BRENTWOOD
Median Asking vs. Median Sold



Source: www.propertyrader.com. All data reported as of 2022.

Please see our definition section located on Page 2.

For questions regarding this publication, please contact the Housing Division at (925) 516-5405.



Brentwood Housing Statistics May 2022 Report

Definitions:

Notice of Default (NOD)

A publicly recorded notice that a property owner has missed scheduled loan payments for a loan secured by a property. Some states require lenders to record a notice of default to begin the foreclosure process

Notice of Trustee Sale (NOT)

A document announcing the public sale of a property to recover a debt owed by the owner of the property. The notice is mailed to parties affected by the sale of a property, advertised in local publications and recorded in public records. Among other information, it provides the date, time and location of the sale.

Real Estate Owned (REO)

This status indicates the property is now owned by the lender or bank as a result of an unsuccessful sale at a foreclosure auction.

Short Sales

A process in which the bank or mortgage lender agrees to discount a loan balance due to an economic hardship on the part of the mortgagor/homeowner. A short sale is typically executed to prevent a foreclosure.

Sold

BRENTWOOD	Mar 22	Apr 22	May 22
Total # of Properties Sold	107	95	110
# of Short Sales Sold	0	0	0
# of REO's Sold	1	0	0
% of Sold - Distressed	1%	0%	0%
Median Sold Price	925,000	880,000	930,000
Average Sold Price	946,555	911,836	954,338
ANTIOCH	Mar 22	Apr 22	May 22
Total # of Properties Sold	157	114	123
# of Short Sales Sold	0	0	0
# of REO's Sold	0	0	1
% of Sold - Distressed	0%	0%	1%
Median Sold Price	690,000	677,500	685,000
Average Sold Price	679,439	680,255	682,176
OAKLEY	Mar 22	Apr 22	May 22
Total # of Properties Sold	61	46	37
# of Short Sales Sold	0	0	0
# of REO's Sold	2	0	0
% of Sold - Distressed	3%	0%	0%
Median Sold Price	749,990	755,000	700,000
Average Sold Price	777,513	774,968	728,027
DISCOVERY BAY	Mar 22	Apr 22	May 22
Total # of Properties Sold	34	25	29
# of Short Sales Sold	0	0	0
# of REO's Sold	0	0	0
% of Sold - Distressed	0%	0%	0%
Median Sold Price	837,500	850,000	820,000
Average Sold Price	956,349	974,840	961,163

Listings

BRENTWOOD	Mar 22	Apr 22	May 22
# of Active Listings	52	73	94
# of Short Sales Listed	0	0	0
# of REO's Listed	0	0	0
% of Actives - Distressed	0%	0%	0%
Median Listing Price	899,950	989,900	909,949
Average Listing Price	1,053,238	1,061,970	1,024,860
ANTIOCH	Mar 22	Apr 22	May 22
# of Active Listings	72	91	116
# of Short Sales Listed	0	0	0
# of REO's Listed	1	1	0
% of Actives - Distressed	1%	1%	0%
Median Listing Price	625,000	649,950	697,394
Average Listing Price	640,904	659,292	682,366
OAKLEY	Mar 22	Apr 22	May 22
# of Active Listings	23	37	52
# of Short Sales Listed	0	0	0
# of REO's Listed	0	0	0
% of Actives - Distressed	0%	0%	0%
Median Listing Price	788,888	825,000	847,000
Average Listing Price	806,834	806,291	863,606
DISCOVERY BAY	Mar	Apr 22	May 22
# of Active Listings	27	38	42
# of Short Sales Listed	0	0	0
# of REO's Listed	0	0	0
% of Actives - Distressed	0%	0%	0%
Median Listing Price	899,000	849,000	958,500
Average Listing Price	1,284,899	1,170,089	1,189,749