



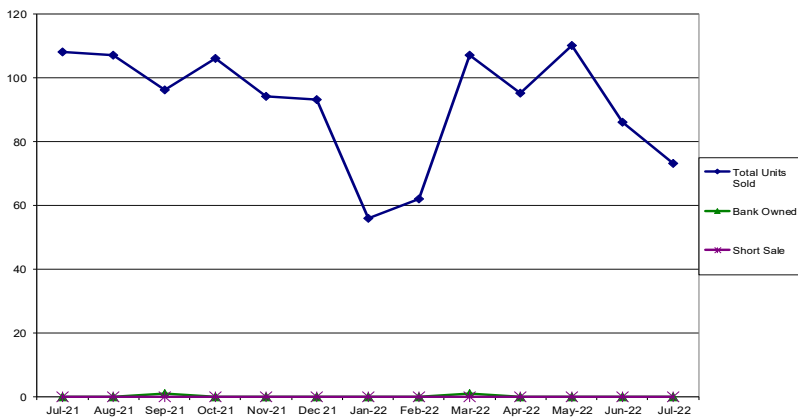
Brentwood Housing Statistics July 2022 Report

Summary:

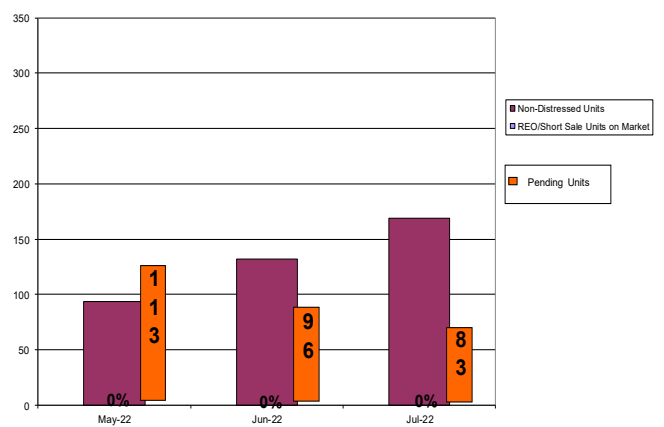
The housing data contained in this report reflects information reported for the month of July 2022. The number of active units on the MLS for July 2022 was 169. Pending units for July 2021 through July 2022 ranged from 125 down to 83. The total units sold during July 2021 through July 2022 was 1193; a total of 73 sold for the month of July 2022. Compared to the total units sold in July 2021, 2022 saw a decrease in the amount of units sold. July 2021 through 2022 has shown home values to be steady. Distressed home sales for July 2022 were 0% of the total homes sold.

The average sold price for July 2022 was \$911,739. The median asking price for July 2022 was \$875,000 and the median sold price was \$850,000. In July 2021, the median sold price was \$810,000, in 2020 it was \$645,000 and in 2019 it was \$606,666.

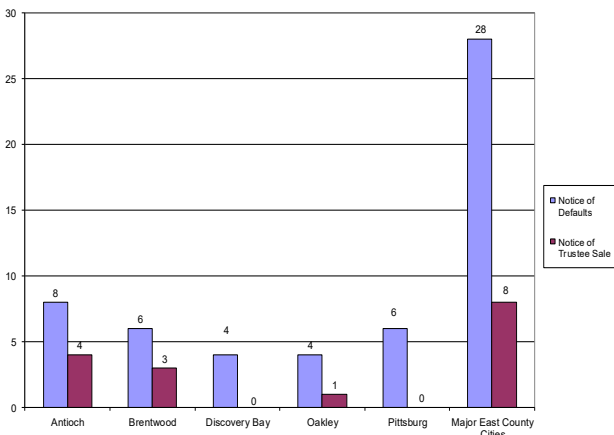
BRENTWOOD
Resale Units Sold by Type of Sale



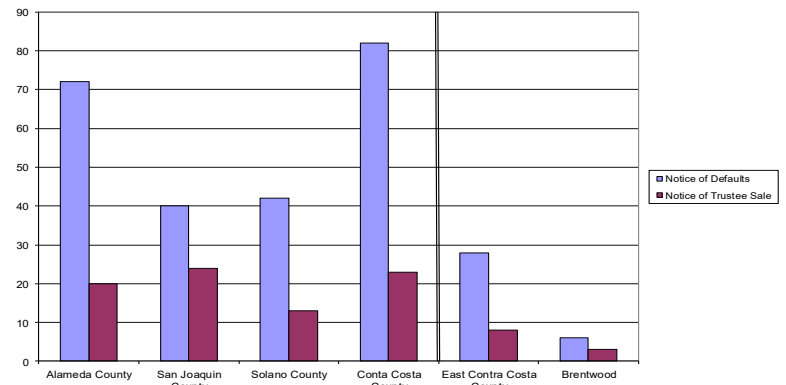
BRENTWOOD
Total Units on Market



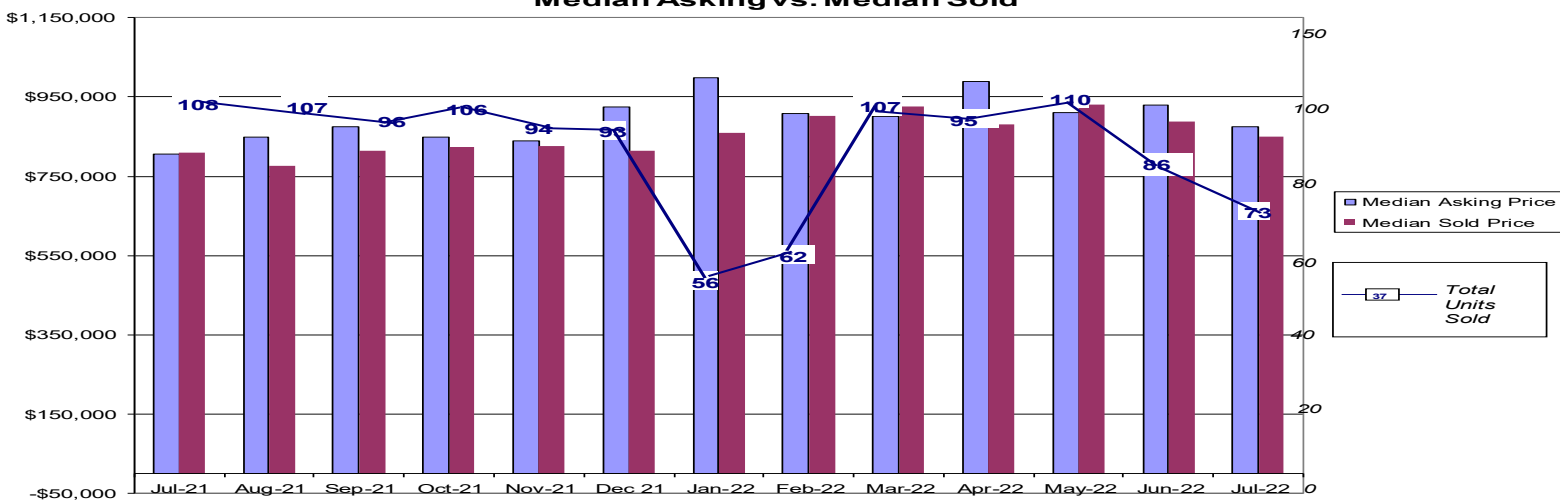
East County Distressed Units
July 2022



Notices by County
July 2022



BRENTWOOD
Median Asking vs. Median Sold



Source: www.propertyrader.com. All data reported as of 2022.

Please see our definition section located on Page 2.

For questions regarding this publication, please contact the Housing Division at (925) 516-5405.



Brentwood Housing Statistics July 2022 Report

Definitions:

Notice of Default (NOD)

A publicly recorded notice that a property owner has missed scheduled loan payments for a loan secured by a property. Some states require lenders to record a notice of default to begin the foreclosure process

Notice of Trustee Sale (NOT)

A document announcing the public sale of a property to recover a debt owed by the owner of the property. The notice is mailed to parties affected by the sale of a property, advertised in local publications and recorded in public records. Among other information, it provides the date, time and location of the sale.

Real Estate Owned (REO)

This status indicates the property is now owned by the lender or bank as a result of an unsuccessful sale at a foreclosure auction.

Short Sales

A process in which the bank or mortgage lender agrees to discount a loan balance due to an economic hardship on the part of the mortgagor/homeowner. A short sale is typically executed to prevent a foreclosure.

Sold

BRENTWOOD	May 22	Jun 22	Jul 22
Total # of Properties Sold	110	86	73
# of Short Sales Sold	0	0	0
# of REO's Sold	0	0	0
% of Sold - Distressed	0%	0%	0%
Median Sold Price	930,000	887,500	850,000
Average Sold Price	954,338	916,667	911,739
ANTIOCH	May 22	Jun 22	Jul 22
Total # of Properties Sold	123	112	104
# of Short Sales Sold	0	0	0
# of REO's Sold	1	1	1
% of Sold - Distressed	1%	1%	1%
Median Sold Price	685,000	651,500	642,500
Average Sold Price	682,176	664,355	652,116
OAKLEY	May 22	Jun 22	Jul 22
Total # of Properties Sold	37	46	36
# of Short Sales Sold	0	0	0
# of REO's Sold	0	1	0
% of Sold - Distressed	0%	2%	0%
Median Sold Price	700,000	716,500	693,800
Average Sold Price	728,027	747,940	730,975
DISCOVERY BAY	May 22	Jun 22	Jul 22
Total # of Properties Sold	29	30	19
# of Short Sales Sold	0	0	0
# of REO's Sold	0	0	0
% of Sold - Distressed	0%	0%	0%
Median Sold Price	820,000	845,000	839,900
Average Sold Price	961,163	995,089	916,336

Listings

BRENTWOOD	May 22	Jun 22	Jul 22
# of Active Listings	94	132	169
# of Short Sales Listed	0	0	0
# of REO's Listed	0	0	0
% of Actives - Distressed	0%	0%	0%
Median Listing Price	909,949	929,500	875,000
Average Listing Price	1,024,860	985,302	938,804
ANTIOCH	May 22	Jun 22	Jul 22
# of Active Listings	116	140	185
# of Short Sales Listed	0	0	0
# of REO's Listed	0	1	1
% of Actives - Distressed	0%	1%	1%
Median Listing Price	697,394	689,999	679,000
Average Listing Price	682,366	695,937	675,511
OAKLEY	May 22	Jun 22	Jul 22
# of Active Listings	52	82	99
# of Short Sales Listed	0	0	0
# of REO's Listed	0	0	0
% of Actives - Distressed	0%	0%	0%
Median Listing Price	847,000	747,000	710,000
Average Listing Price	863,606	795,004	738,878
DISCOVERY BAY	May 22	Jun 22	Jul 22
# of Active Listings	42	55	68
# of Short Sales Listed	0	0	0
# of REO's Listed	0	0	0
% of Actives - Distressed	0%	0%	0%
Median Listing Price	958,500	899,900	907,000
Average Listing Price	1,189,749	1,172,785	1,099,062