



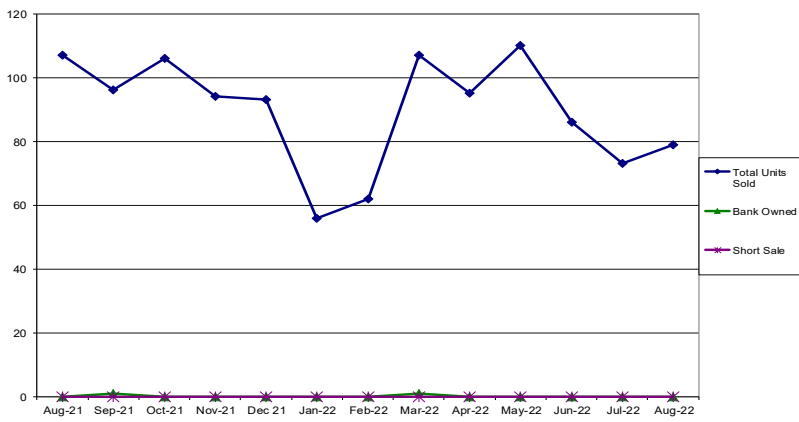
Brentwood Housing Statistics August 2022 Report

Summary:

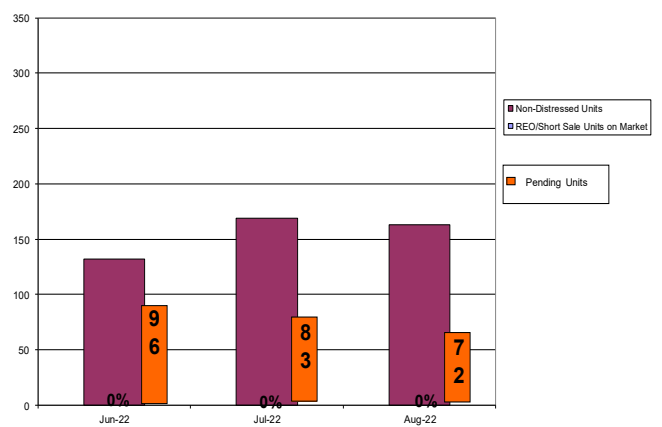
The housing data contained in this report reflects information reported for the month of August 2022. The number of active units on the MLS for August 2022 was 163. Pending units for August 2021 through August 2022 ranged from 126 down to 72. The total units sold during August 2021 through August 2022 was 1164; a total of 79 sold for the month of August 2022. Compared to the total units sold in August 2021, 2022 saw an increase in the amount of units sold. August 2021 through 2022 has shown home values to be steady. Distressed home sales for August 2022 were 0% of the total homes sold.

The average sold price for August 2022 was \$854,682. The median asking price for August 2022 was \$849,950 and the median sold price was \$825,000. In August 2021, the median sold price was \$777,000, in 2020 it was \$697,500 and in 2019 it was \$612,475.

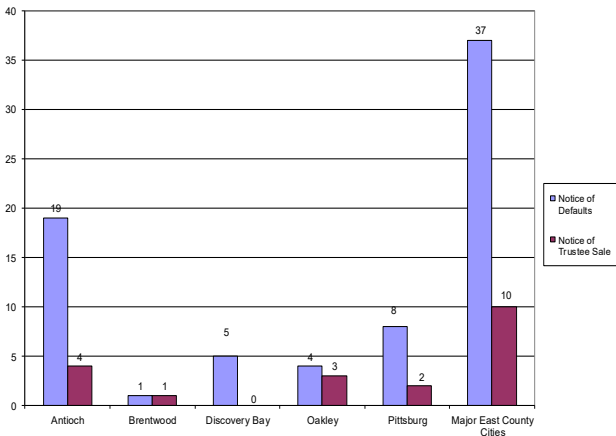
BRENTWOOD
Resale Units Sold by Type of Sale



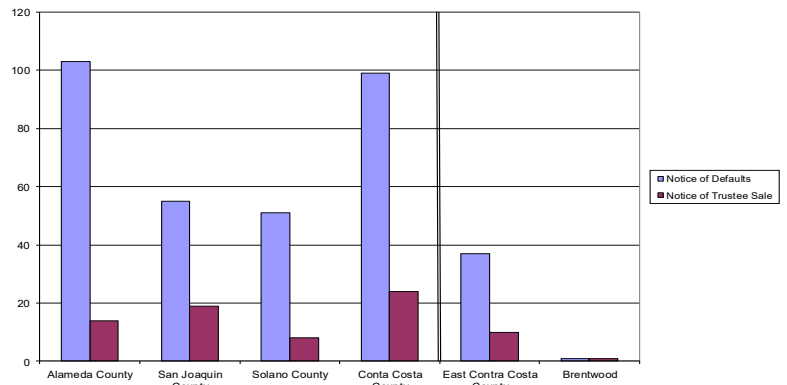
BRENTWOOD
Total Units on Market



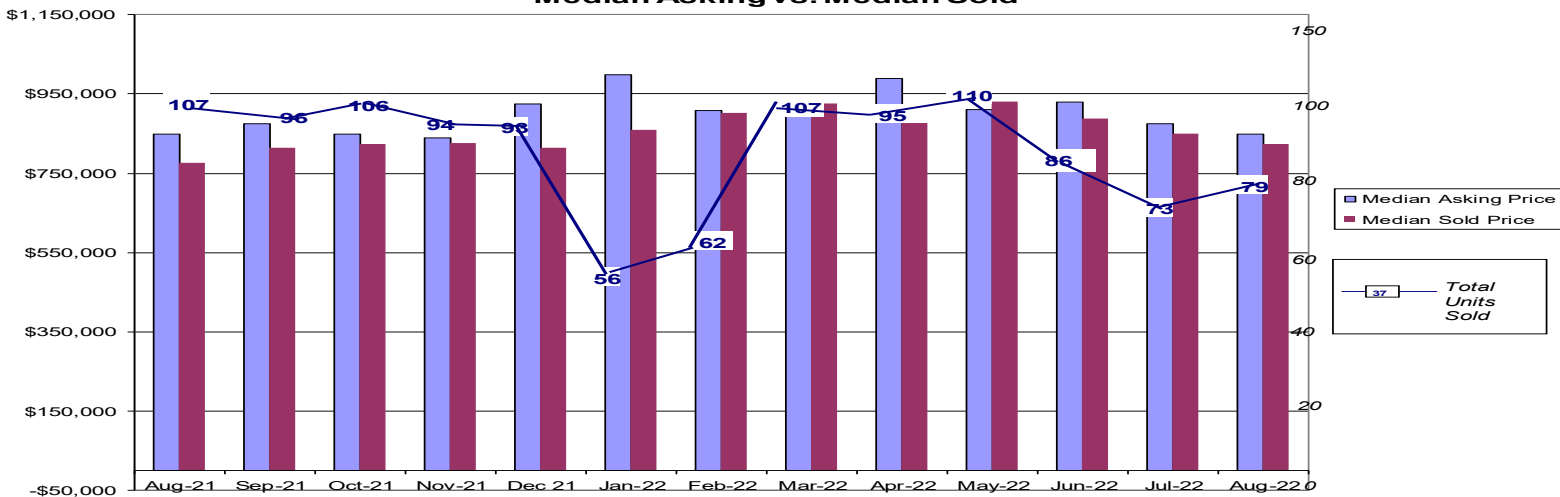
East County Distressed Units
August 2022



Notices by County
August 2022



BRENTWOOD
Median Asking vs. Median Sold



Source: www.propertyrader.com. All data reported as of 2022.

Please see our definition section located on Page 2.

For questions regarding this publication, please contact the Housing Division at (925) 516-5405.



Brentwood Housing Statistics August 2022 Report

Definitions:

Notice of Default (NOD)

A publicly recorded notice that a property owner has missed scheduled loan payments for a loan secured by a property. Some states require lenders to record a notice of default to begin the foreclosure process

Notice of Trustee Sale (NOT)

A document announcing the public sale of a property to recover a debt owed by the owner of the property. The notice is mailed to parties affected by the sale of a property, advertised in local publications and recorded in public records. Among other information, it provides the date, time and location of the sale.

Real Estate Owned (REO)

This status indicates the property is now owned by the lender or bank as a result of an unsuccessful sale at a foreclosure auction.

Short Sales

A process in which the bank or mortgage lender agrees to discount a loan balance due to an economic hardship on the part of the mortgagor/homeowner. A short sale is typically executed to prevent a foreclosure.

Sold

BRENTWOOD	Jun 22	Jul 22	Aug 22
Total # of Properties Sold	86	73	79
# of Short Sales Sold	0	0	0
# of REO's Sold	0	0	0
% of Sold - Distressed	0%	0%	0%
Median Sold Price	887,500	850,000	825,000
Average Sold Price	916,667	911,739	854,682
ANTIOCH	Jun 22	Jul 22	Aug 22
Total # of Properties Sold	112	104	90
# of Short Sales Sold	0	0	0
# of REO's Sold	1	1	1
% of Sold - Distressed	1%	1%	1%
Median Sold Price	651,500	642,500	630,000
Average Sold Price	664,355	652,116	637,858
OAKLEY	Jun 22	Jul 22	Aug 22
Total # of Properties Sold	46	36	46
# of Short Sales Sold	0	0	0
# of REO's Sold	1	0	0
% of Sold - Distressed	2%	0%	0%
Median Sold Price	716,500	693,800	648,000
Average Sold Price	747,940	730,975	694,552
DISCOVERY BAY	Jun 22	Jul 22	Aug 22
Total # of Properties Sold	30	19	21
# of Short Sales Sold	0	0	0
# of REO's Sold	0	0	0
% of Sold - Distressed	0%	0%	0%
Median Sold Price	845,000	839,900	815,000
Average Sold Price	995,089	916,336	902,830

Listings

BRENTWOOD	Jun 22	Jul 22	Aug 22
# of Active Listings	132	169	163
# of Short Sales Listed	0	0	0
# of REO's Listed	0	0	0
% of Actives - Distressed	0%	0%	0%
Median Listing Price	929,500	875,000	849,950
Average Listing Price	985,302	938,804	925,971
ANTIOCH	Jun 22	Jul 22	Aug 22
# of Active Listings	140	185	233
# of Short Sales Listed	0	0	0
# of REO's Listed	1	1	1
% of Actives - Distressed	1%	1%	1%
Median Listing Price	689,999	679,000	698,800
Average Listing Price	695,937	675,511	683,179
OAKLEY	Jun 22	Jul 22	Aug 22
# of Active Listings	82	99	98
# of Short Sales Listed	0	0	0
# of REO's Listed	0	0	0
% of Actives - Distressed	0%	0%	0%
Median Listing Price	747,000	710,000	732,500
Average Listing Price	795,004	738,878	743,828
DISCOVERY BAY	Jun 22	Jul 22	Aug 22
# of Active Listings	55	68	79
# of Short Sales Listed	0	0	0
# of REO's Listed	0	0	0
% of Actives - Distressed	0%	0%	0%
Median Listing Price	899,900	907,000	886,000
Average Listing Price	1,172,785	1,099,062	1,075,035