








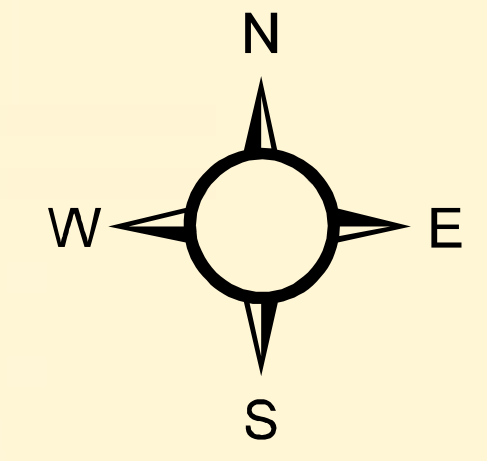


NON-POTABLE WATER DISTRIBUTION

-  NON-POTABLE METER
-  NON-POTABLE DEDUCT METER
-  POTABLE METER
-  CITY NON-POTABLE
-  ECCID
-  RAW WATER SERVICE ACCOUNT
-  PARK
-  SCHOOL
-  CITY LIMIT



2,000 1,000 0 2,000 Feet



1 inch = 1,000 feet

Date: 12/20/2022

