



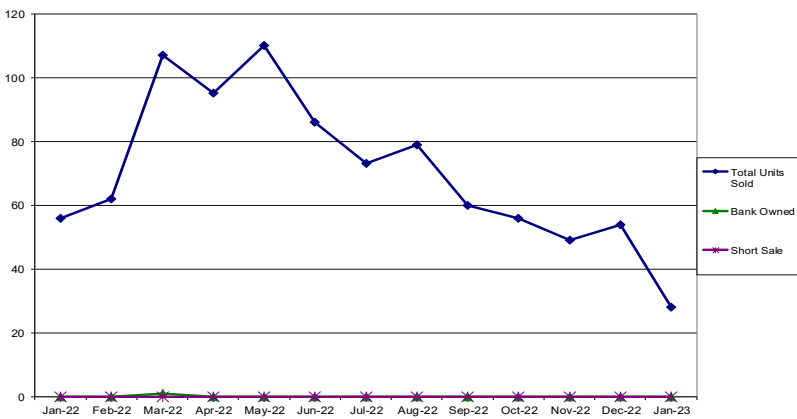
Brentwood Housing Statistics January 2023 Report

Summary:

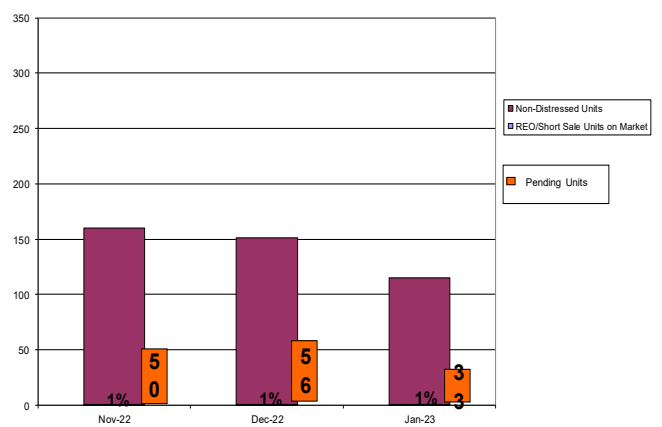
The housing data contained in this report reflects information reported for the month of January 2023. The number of active units on the MLS for January 2023 was 115. Pending units for January 2022 through January 2023 ranged from 66 down to 33. The total units sold during January 2022 through January 2023 was 915; a total of 28 sold for the month of January 2023. Compared to the total units sold in January 2022, 2023 saw a decrease in the amount of units sold. January 2022 through 2023 has shown home values to be steady. Distressed home sales for January 2023 were 0% of the total homes sold.

The average sold price for January 2023 was \$787,741. The median asking price for January 2023 was \$899,000 and the median sold price was \$741,500. In January 2022, the median sold price was \$860,000, in 2021 it was \$715,000 and in 2020 it was \$621,500.

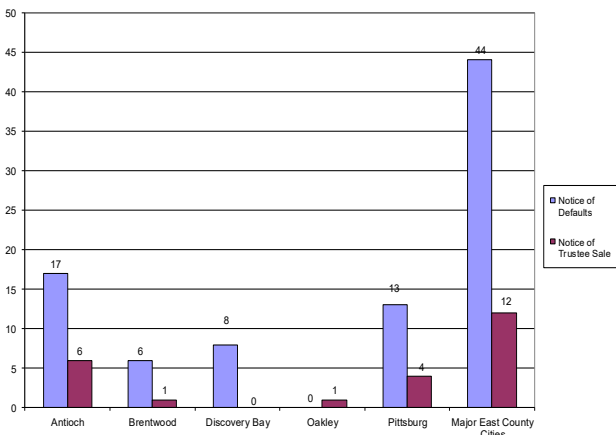
BRENTWOOD
Resale Units Sold by Type of Sale



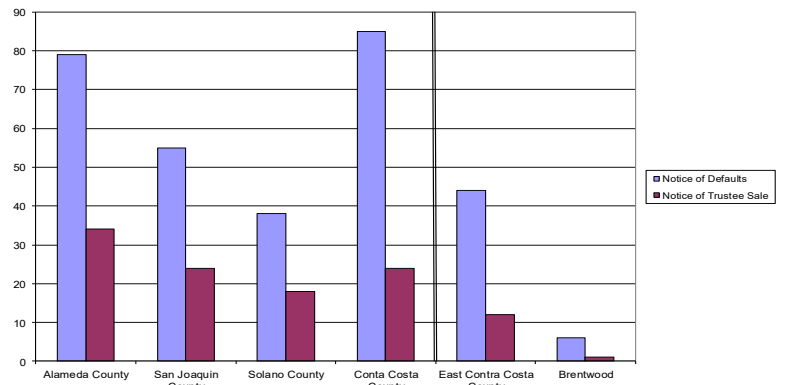
BRENTWOOD
Total Units on Market



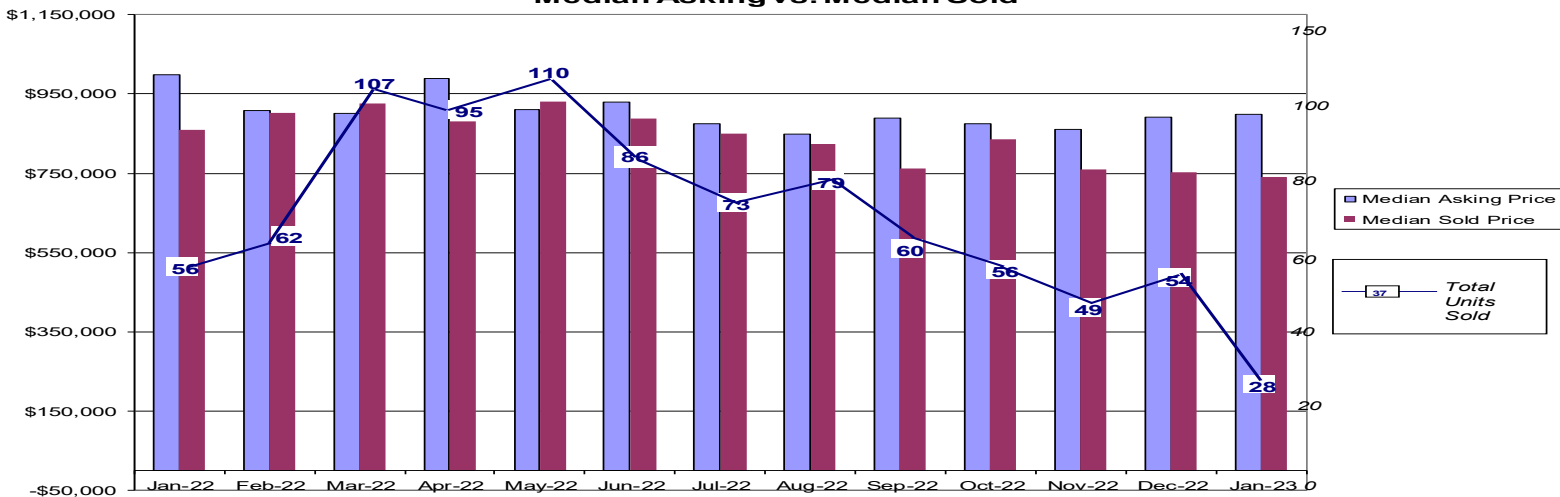
East County Distressed Units
January 2023



Notices by County
January 2023



BRENTWOOD
Median Asking vs. Median Sold



Source: www.propertyrader.com. All data reported as of 2023.

Please see our definition section located on Page 2.

For questions regarding this publication, please contact the Housing Division at (925) 516-5405.



Brentwood Housing Statistics January 2023 Report

Definitions:

Notice of Default (NOD)

A publicly recorded notice that a property owner has missed scheduled loan payments for a loan secured by a property. Some states require lenders to record a notice of default to begin the foreclosure process

Notice of Trustee Sale (NOT)

A document announcing the public sale of a property to recover a debt owed by the owner of the property. The notice is mailed to parties affected by the sale of a property, advertised in local publications and recorded in public records. Among other information, it provides the date, time and location of the sale.

Real Estate Owned (REO)

This status indicates the property is now owned by the lender or bank as a result of an unsuccessful sale at a foreclosure auction.

Short Sales

A process in which the bank or mortgage lender agrees to discount a loan balance due to an economic hardship on the part of the mortgagor/homeowner. A short sale is typically executed to prevent a foreclosure.

Sold

BRENTWOOD	Nov 22	Dec 22	Jan 23
Total # of Properties Sold	49	54	28
# of Short Sales Sold	0	0	0
# of REO's Sold	0	0	0
% of Sold - Distressed	0%	0%	0%
Median Sold Price	760,000	752,500	741,500
Average Sold Price	783,968	812,225	787,741
ANTIOCH	Nov 22	Dec 22	Jan 23
Total # of Properties Sold	73	110	66
# of Short Sales Sold	0	0	0
# of REO's Sold	0	0	1
% of Sold - Distressed	0%	0%	2%
Median Sold Price	599,000	577,000	584,000
Average Sold Price	597,220	598,298	569,299
OAKLEY	Nov 22	Dec 22	Jan 23
Total # of Properties Sold	35	32	29
# of Short Sales Sold	0	0	0
# of REO's Sold	1	0	0
% of Sold - Distressed	3%	0%	0%
Median Sold Price	630,000	605,000	639,999
Average Sold Price	651,696	647,530	626,450
DISCOVERY BAY	Nov 22	Dec 22	Jan 23
Total # of Properties Sold	21	19	14
# of Short Sales Sold	0	0	0
# of REO's Sold	0	0	0
% of Sold - Distressed	0%	0%	0%
Median Sold Price	875,000	725,000	750,000
Average Sold Price	979,728	860,947	927,928

Listings

BRENTWOOD	Nov 22	Dec 22	Jan 23
# of Active Listings	160	151	115
# of Short Sales Listed	1	1	1
# of REO's Listed	0	0	0
% of Actives - Distressed	1%	1%	1%
Median Listing Price	859,975	892,500	899,000
Average Listing Price	980,757	1,005,998	1,073,121
ANTIOCH	Nov 22	Dec 22	Jan 23
# of Active Listings	270	188	124
# of Short Sales Listed	0	0	0
# of REO's Listed	1	2	1
% of Actives - Distressed	1%	1%	1%
Median Listing Price	650,000	652,000	662,499
Average Listing Price	650,481	651,050	658,424
OAKLEY	Nov 22	Dec 22	Jan 23
# of Active Listings	80	73	57
# of Short Sales Listed	0	0	0
# of REO's Listed	0	0	0
% of Actives - Distressed	0%	0%	0%
Median Listing Price	699,000	699,900	699,900
Average Listing Price	720,682	740,723	750,216
DISCOVERY BAY	Nov 22	Dec 22	Jan 22
# of Active Listings	64	58	44
# of Short Sales Listed	0	0	0
# of REO's Listed	0	0	0
% of Actives - Distressed	0%	0%	0%
Median Listing Price	819,499	799,499	799,000
Average Listing Price	1,032,053	1,089,794	1,128,360