



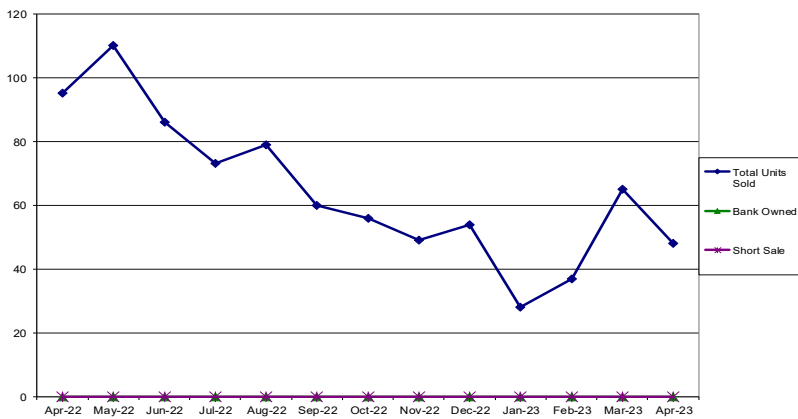
Brentwood Housing Statistics April 2023 Report

Summary:

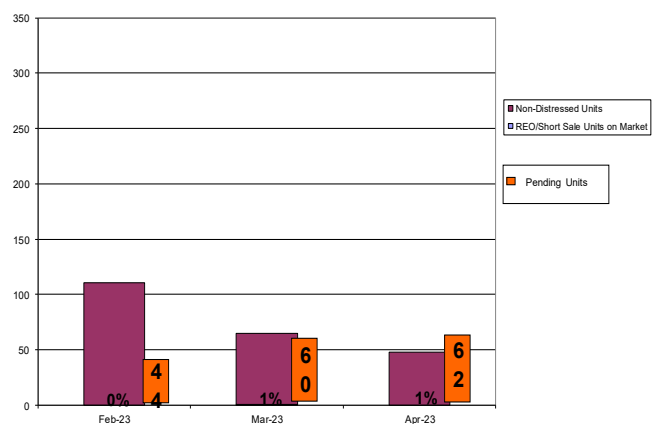
The housing data contained in this report reflects information reported for the month of April 2023. The number of active units on the MLS for April 2023 was 90. Pending units for April 2022 through April 2023 ranged from 107 down to 62. The total units sold during April 2022 through April 2023 was 840; a total of 48 sold for the month of April 2023. Compared to the total units sold in April 2022, 2023 saw a decrease in the amount of units sold. April 2022 through 2023 has shown home values to be steady. Distressed home sales for April 2023 were 0% of the total homes sold.

The average sold price for April 2023 was \$953,223. The median asking price for April 2023 was \$949,975 and the median sold price was \$890,000. In April 2022, the median sold price was \$880,000, in 2021 it was \$788,500 and in 2020 it was \$623,000.

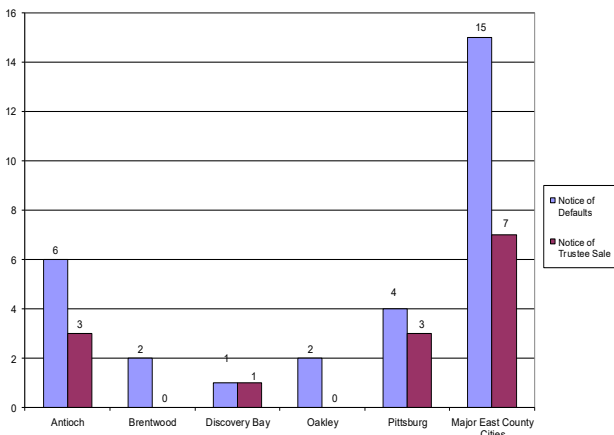
BRENTWOOD
Resale Units Sold by Type of Sale



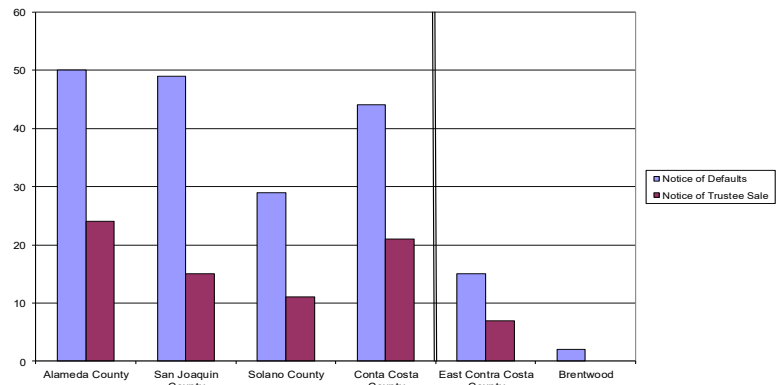
BRENTWOOD
Total Units on Market



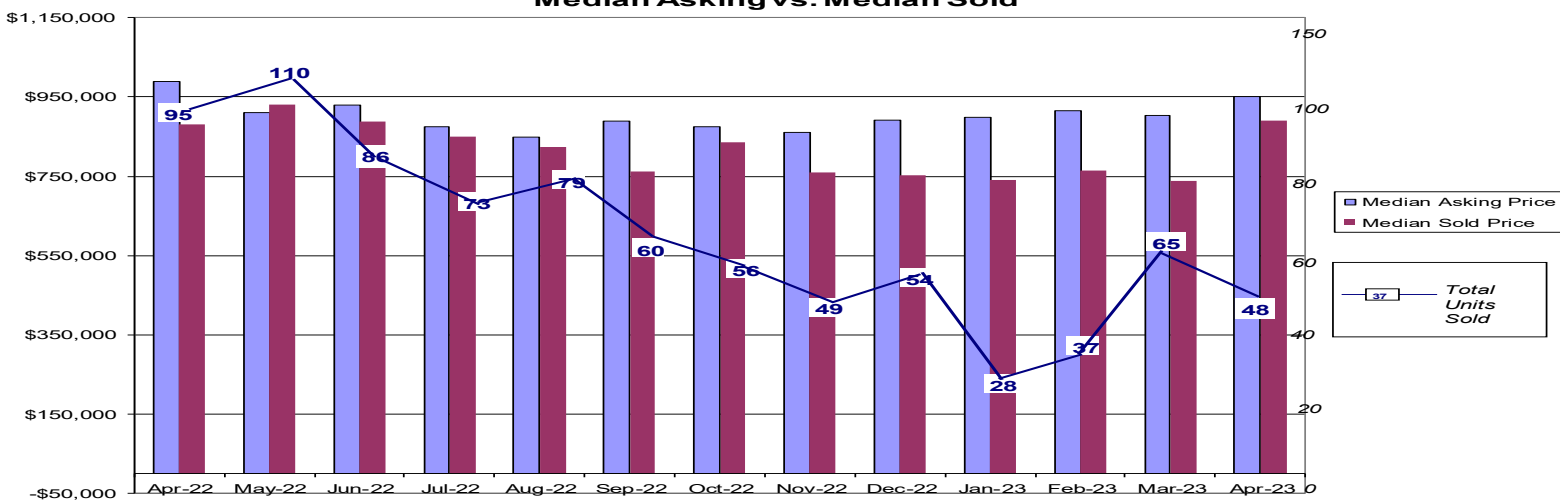
East County Distressed Units
April 2023



Notices by County
April 2023



BRENTWOOD
Median Asking vs. Median Sold



Source: www.propertyrader.com. All data reported as of 2023.

Please see our definition section located on Page 2.

For questions regarding this publication, please contact the Housing Division at (925) 516-5405.



Brentwood Housing Statistics April 2023 Report

Definitions:

Notice of Default (NOD)

A publicly recorded notice that a property owner has missed scheduled loan payments for a loan secured by a property. Some states require lenders to record a notice of default to begin the foreclosure process

Notice of Trustee Sale (NOT)

A document announcing the public sale of a property to recover a debt owed by the owner of the property. The notice is mailed to parties affected by the sale of a property, advertised in local publications and recorded in public records. Among other information, it provides the date, time and location of the sale.

Real Estate Owned (REO)

This status indicates the property is now owned by the lender or bank as a result of an unsuccessful sale at a foreclosure auction.

Short Sales

A process in which the bank or mortgage lender agrees to discount a loan balance due to an economic hardship on the part of the mortgagor/homeowner. A short sale is typically executed to prevent a foreclosure.

Sold

BRENTWOOD	Feb 23	Mar 23	Apr 23
Total # of Properties Sold	37	65	48
# of Short Sales Sold	0	0	0
# of REO's Sold	0	0	0
% of Sold - Distressed	0%	0%	0%
Median Sold Price	765,000	739,000	890,000
Average Sold Price	816,568	780,629	953,223
ANTIOCH	Feb 23	Mar 23	Apr 23
Total # of Properties Sold	52	92	66
# of Short Sales Sold	0	1	0
# of REO's Sold	0	2	0
% of Sold - Distressed	0%	3%	0%
Median Sold Price	610,000	585,575	621,000
Average Sold Price	616,148	580,395	593,848
OAKLEY	Feb 23	Mar 23	Apr 23
Total # of Properties Sold	23	26	40
# of Short Sales Sold	0	0	0
# of REO's Sold	0	0	0
% of Sold - Distressed	0%	0%	0%
Median Sold Price	640,000	664,258	678,647
Average Sold Price	646,194	659,442	672,547
DISCOVERY BAY	Feb 23	Mar 23	Apr 23
Total # of Properties Sold	11	18	22
# of Short Sales Sold	0	0	0
# of REO's Sold	0	0	0
% of Sold - Distressed	0%	0%	0%
Median Sold Price	710,000	775,000	844,000
Average Sold Price	745,000	926,083	892,242

Listings

BRENTWOOD	Feb 23	Mar 23	Apr 23
# of Active Listings	111	96	90
# of Short Sales Listed	0	1	1
# of REO's Listed	0	0	0
% of Actives - Distressed	0%	1%	1%
Median Listing Price	915,000	904,000	949,975
Average Listing Price	1,080,563	1,102,103	1,123,136
ANTIOCH	Feb 23	Mar 23	Apr 23
# of Active Listings	111	83	73
# of Short Sales Listed	0	0	1
# of REO's Listed	1	2	1
% of Actives - Distressed	1%	2%	3%
Median Listing Price	680,000	699,999	670,000
Average Listing Price	690,645	703,357	666,624
OAKLEY	Feb 23	Mar 23	Apr 23
# of Active Listings	53	47	48
# of Short Sales Listed	0	0	1
# of REO's Listed	0	0	1
% of Actives - Distressed	0%	0%	4%
Median Listing Price	774,950	720,000	719,500
Average Listing Price	760,906	769,800	784,535
DISCOVERY BAY	Feb 23	Mar 23	Apr 23
# of Active Listings	36	34	35
# of Short Sales Listed	0	0	0
# of REO's Listed	0	0	0
% of Actives - Distressed	0%	0%	0%
Median Listing Price	894,250	1,059,000	1,125,000
Average Listing Price	1,271,193	1,354,655	1,289,322