



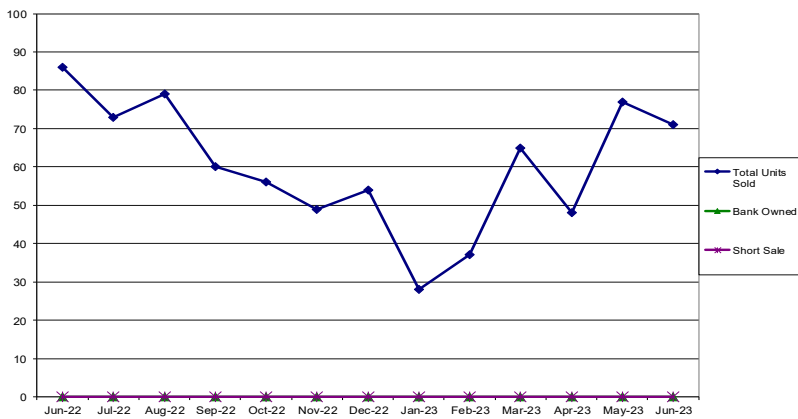
Brentwood Housing Statistics June 2023 Report

Summary:

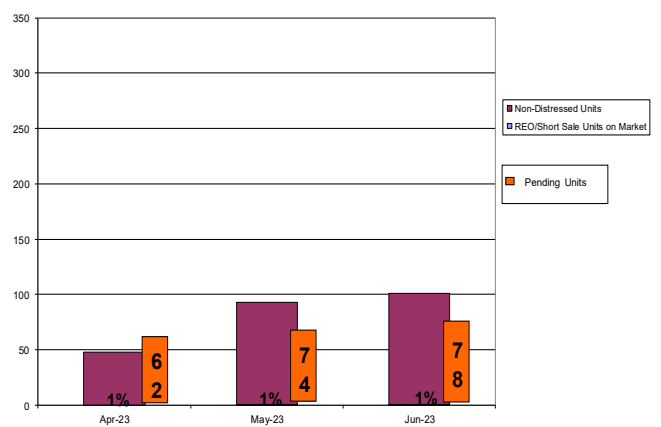
The housing data contained in this report reflects information reported for the month of June 2023. The number of active units on the MLS for June 2023 was 101. Pending units for June 2022 through June 2023 ranged from 96 down to 78. The total units sold during June 2022 through June 2023 was 783; a total of 71 sold for the month of June 2023. Compared to the total units sold in June 2022, 2023 saw a decrease in the amount of units sold. June 2022 through 2023 has shown home values to be steady. Distressed home sales for June 2023 were 0% of the total homes sold.

The average sold price for June 2023 was \$851,187. The median asking price for June 2023 was \$895,000 and the median sold price was \$800,000. In June 2022, the median sold price was \$887,500, in 2021 it was \$850,000 and in 2020 it was \$635,000.

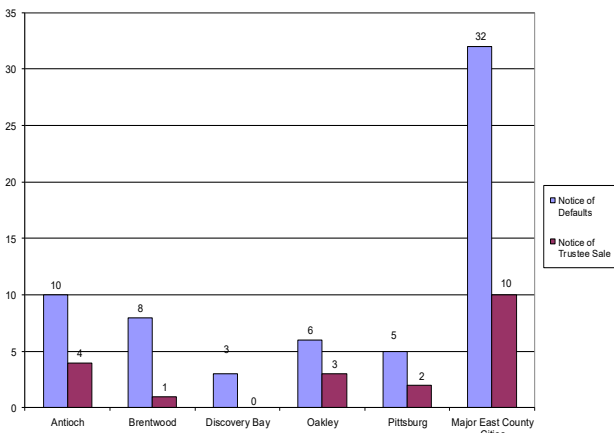
BRENTWOOD
Resale Units Sold by Type of Sale



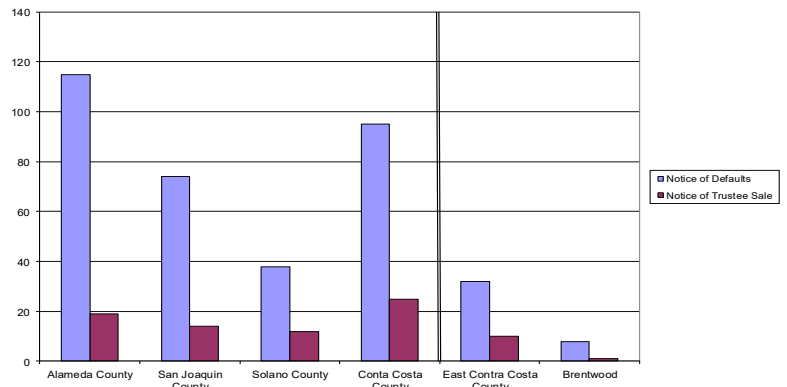
BRENTWOOD
Total Units on Market



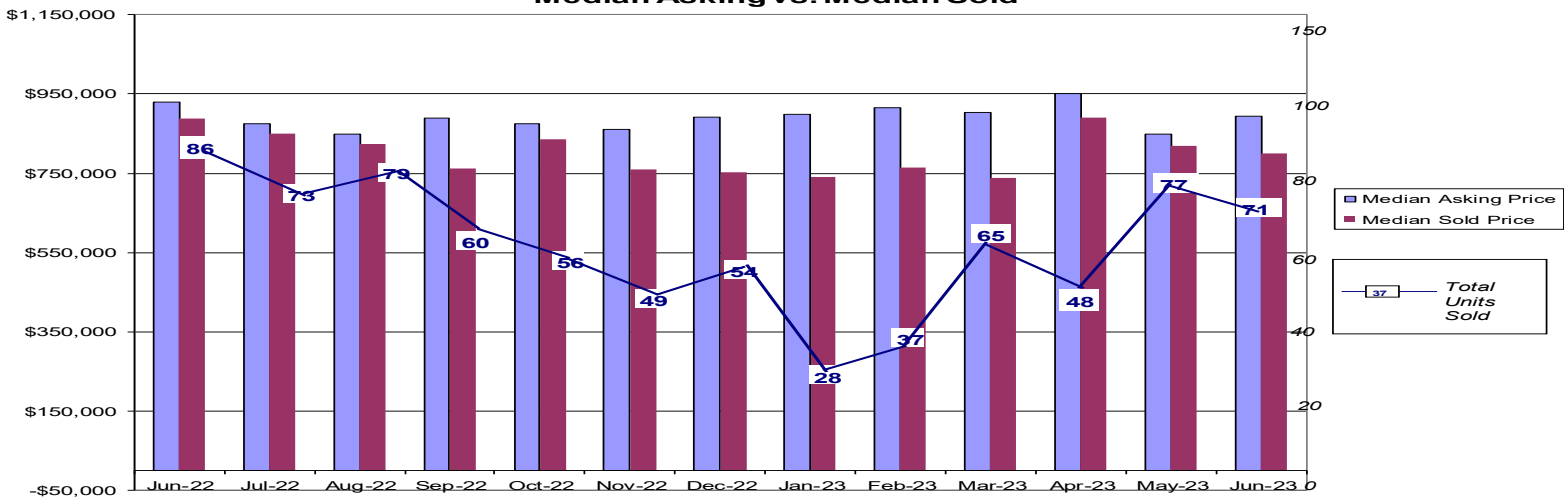
East County Distressed Units
June 2023



Notices by County
June 2023



BRENTWOOD
Median Asking vs. Median Sold



Source: www.propertyrader.com. All data reported as of 2023.

Please see our definition section located on Page 2.

For questions regarding this publication, please contact the Housing Division at (925) 516-5405.



Brentwood Housing Statistics June 2023 Report

Definitions:

Notice of Default (NOD)

A publicly recorded notice that a property owner has missed scheduled loan payments for a loan secured by a property. Some states require lenders to record a notice of default to begin the foreclosure process

Notice of Trustee Sale (NOT)

A document announcing the public sale of a property to recover a debt owed by the owner of the property. The notice is mailed to parties affected by the sale of a property, advertised in local publications and recorded in public records. Among other information, it provides the date, time and location of the sale.

Real Estate Owned (REO)

This status indicates the property is now owned by the lender or bank as a result of an unsuccessful sale at a foreclosure auction.

Short Sales

A process in which the bank or mortgage lender agrees to discount a loan balance due to an economic hardship on the part of the mortgagor/homeowner. A short sale is typically executed to prevent a foreclosure.

Sold

BRENTWOOD	Apr 23	May 23	Jun 23
Total # of Properties Sold	48	77	71
# of Short Sales Sold	0	0	0
# of REO's Sold	0	0	0
% of Sold - Distressed	0%	0%	0%
Median Sold Price	890,000	820,000	800,000
Average Sold Price	953,223	872,848	851,187
ANTIOCH	Apr 23	May 23	Jun 23
Total # of Properties Sold	66	102	86
# of Short Sales Sold	0	0	0
# of REO's Sold	0	0	0
% of Sold - Distressed	0%	0%	0%
Median Sold Price	621,000	632,000	649,500
Average Sold Price	593,848	615,289	619,358
OAKLEY	Apr 23	May 23	Jun 23
Total # of Properties Sold	40	36	29
# of Short Sales Sold	0	1	0
# of REO's Sold	0	1	0
% of Sold - Distressed	0%	6%	0%
Median Sold Price	678,647	687,000	685,000
Average Sold Price	672,547	696,632	722,410
DISCOVERY BAY	Apr 23	May 23	Jun 23
Total # of Properties Sold	22	22	26
# of Short Sales Sold	0	0	0
# of REO's Sold	0	0	0
% of Sold - Distressed	0%	0%	0%
Median Sold Price	844,000	873,000	772,500
Average Sold Price	892,242	937,012	856,173

Listings

BRENTWOOD	Apr 23	May 23	Jun 23
# of Active Listings	90	93	101
# of Short Sales Listed	1	1	1
# of REO's Listed	0	0	0
% of Actives - Distressed	1%	1%	1%
Median Listing Price	949,975	850,000	895,000
Average Listing Price	1,123,136	997,909	1,009,534
ANTIOCH	Apr 23	May 23	Jun 23
# of Active Listings	73	80	91
# of Short Sales Listed	1	0	1
# of REO's Listed	1	1	0
% of Actives - Distressed	3%	1%	1%
Median Listing Price	670,000	672,500	691,500
Average Listing Price	666,624	686,842	667,714
OAKLEY	Apr 23	May 23	Jun 23
# of Active Listings	48	40	50
# of Short Sales Listed	1	0	0
# of REO's Listed	1	0	1
% of Actives - Distressed	4%	0%	2%
Median Listing Price	719,500	739,500	788,500
Average Listing Price	784,535	748,568	780,803
DISCOVERY BAY	Apr 23	May 23	Jun 23
# of Active Listings	35	46	26
# of Short Sales Listed	0	0	0
# of REO's Listed	0	0	0
% of Actives - Distressed	0%	0%	0%
Median Listing Price	1,125,000	929,495	909,939
Average Listing Price	1,289,322	1,169,522	1,142,180