



CITY OF BRENTWOOD

FISCAL YEAR 2023/24 BUDGET-IN-BRIEF



The Budget-in-Brief provides an overview of the City's Operating Budget and Capital Improvement Program. To view all of the City's financial documents visit the following web site: www.brentwoodca.gov/financialdocuments

Mission Statement

BRINGING BRENTWOOD'S VISION TO REALITY



City Council

JOEL BRYANT.....MAYOR
SUSANNAH MEYER.....VICE MAYOR
JOVITA MENDOZA.....COUNCIL MEMBER
TONY OERLEMANS.....COUNCIL MEMBER
PA'TANISHA PIERSON.....COUNCIL MEMBER

Executive Team

TIM OGDEN.....CITY MANAGER
DAMIEN BROWER.....CITY ATTORNEY
ALLEN BAQUILAR.....DIRECTOR OF ENGINEERING/CITY ENGINEER
SUKARI BESHEARS.....DIRECTOR OF HUMAN RESOURCES/RISK MANAGER
KERRY BREEN.....CITY TREASURER/DIRECTOR OF FINANCE AND INFORMATION SYSTEMS
DARIN GALE.....ASSISTANT CITY MANAGER
TIM HERBERT.....CHIEF OF POLICE
ALEXIS MORRIS.....DIRECTOR OF COMMUNITY DEVELOPMENT
BRUCE MULDER.....DIRECTOR OF PARKS AND RECREATION
CASEY WICHERT.....DIRECTOR OF PUBLIC WORKS



City of Brentwood

150 CITY PARK WAY
BRENTWOOD, CA 94513

PHONE: (925) 516-5400
FAX: (925) 516-5441

EMAIL: INFO@BRENTWOODCA.GOV

FOR QUESTIONS, PLEASE CONTACT THE
FINANCE AND INFORMATION SYSTEMS
DEPARTMENT AT (925) 516-5460
EMAIL: FINANCE@BRENTWOODCA.GOV

FY 2023/24 BUDGET-IN-BRIEF

This Budget-in-Brief is a condensed version of the City of Brentwood's adopted Operating Budget for the 2023/24 fiscal year (FY), which runs from July 1, 2023 to June 30, 2024. The City adopts an Operating Budget every two years and it reflects priorities set by the City Council through the City's strategic plan process. As a part of the budgeting process a five-year Capital Improvement Program for infrastructure projects is also developed. The public is involved in the development of the City's budgets through public workshops. After budget approval, the City Council conducts public budget reviews every six months.



The Operating Budget reflects higher revenues from increased consumer spending and the strength in the housing market that occurred during and immediately after the pandemic. However, we are entering another period of economic uncertainty, with high inflation, geopolitical concerns and supply chain shortages causing increasing pressure on the City's expense budgets. The City's General Fund operating revenue is projected to cover its operating expenses for FY 2023/24. The City also maintains a 30% reserve to help get through economic challenges that may arise.

STRATEGIC PLAN FOCUS AREAS

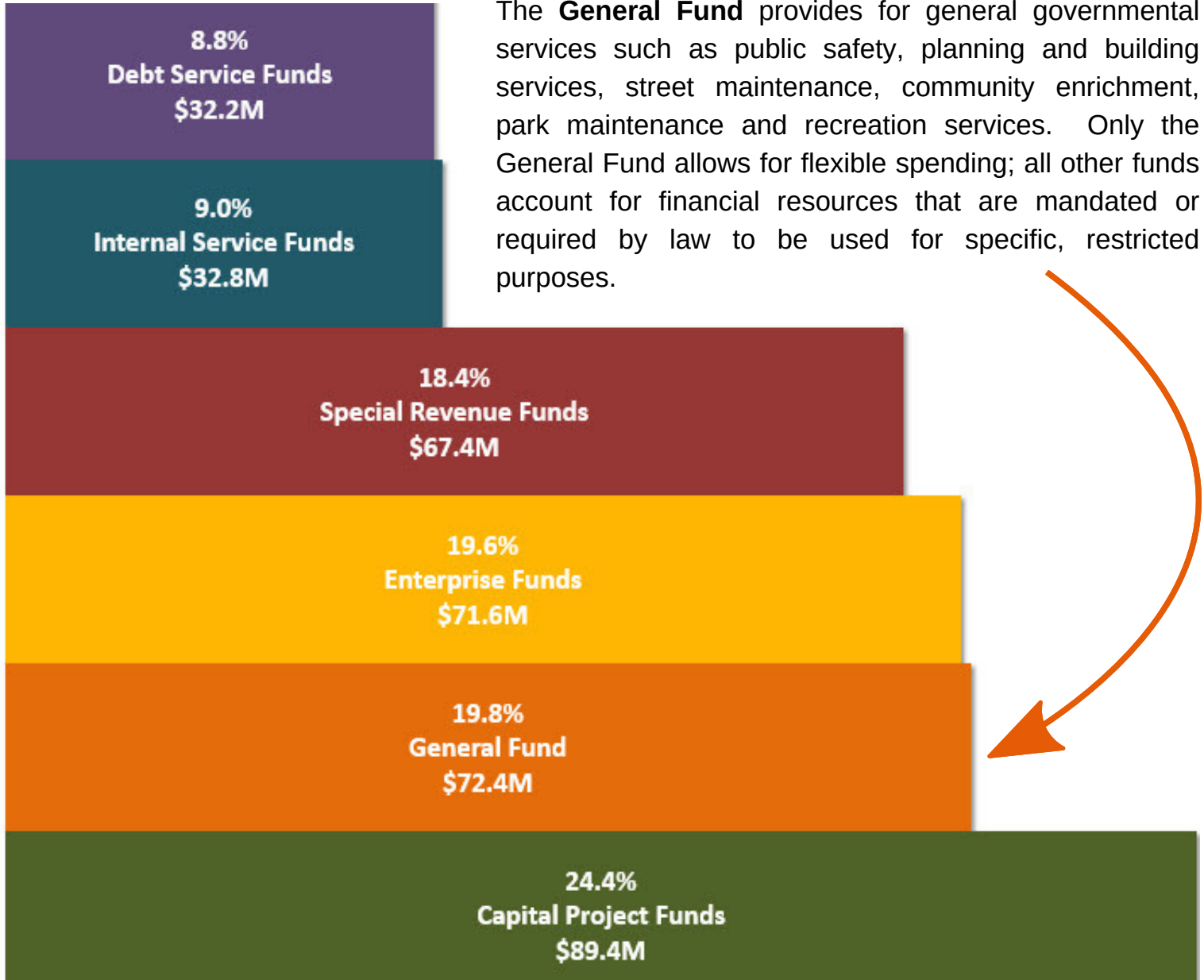


 Infrastructure	 Public Safety	 Economic Development	 Land Use Planning	 Community and Neighborhood Services	 Fiscal Stability and Operational Management
--	---	--	--	---	---

The budget reflects City Council priorities with the funding of Strategic Plan initiatives. These initiatives center around six quality of life focus areas. One of the most exciting projects is the construction of the Sand Creek Sports Complex, a major recreational facility providing much needed sports fields and other amenities to the community. In addition, the City Council's commitment to developing employment centers is demonstrated by the planned construction of infrastructure at the Innovation Center @ Brentwood, a 373-acre project site located in the northwest corner of Brentwood and a projected focal point for jobs and mixed-use development. The full Strategic Plan can be found on the City's website at www.brentwoodca.gov/StrategicInitiatives.

FY 2023/24 BUDGETED EXPENDITURES - \$365.8M

The City budgets and accounts for revenues and expenditures in several different types of funds.

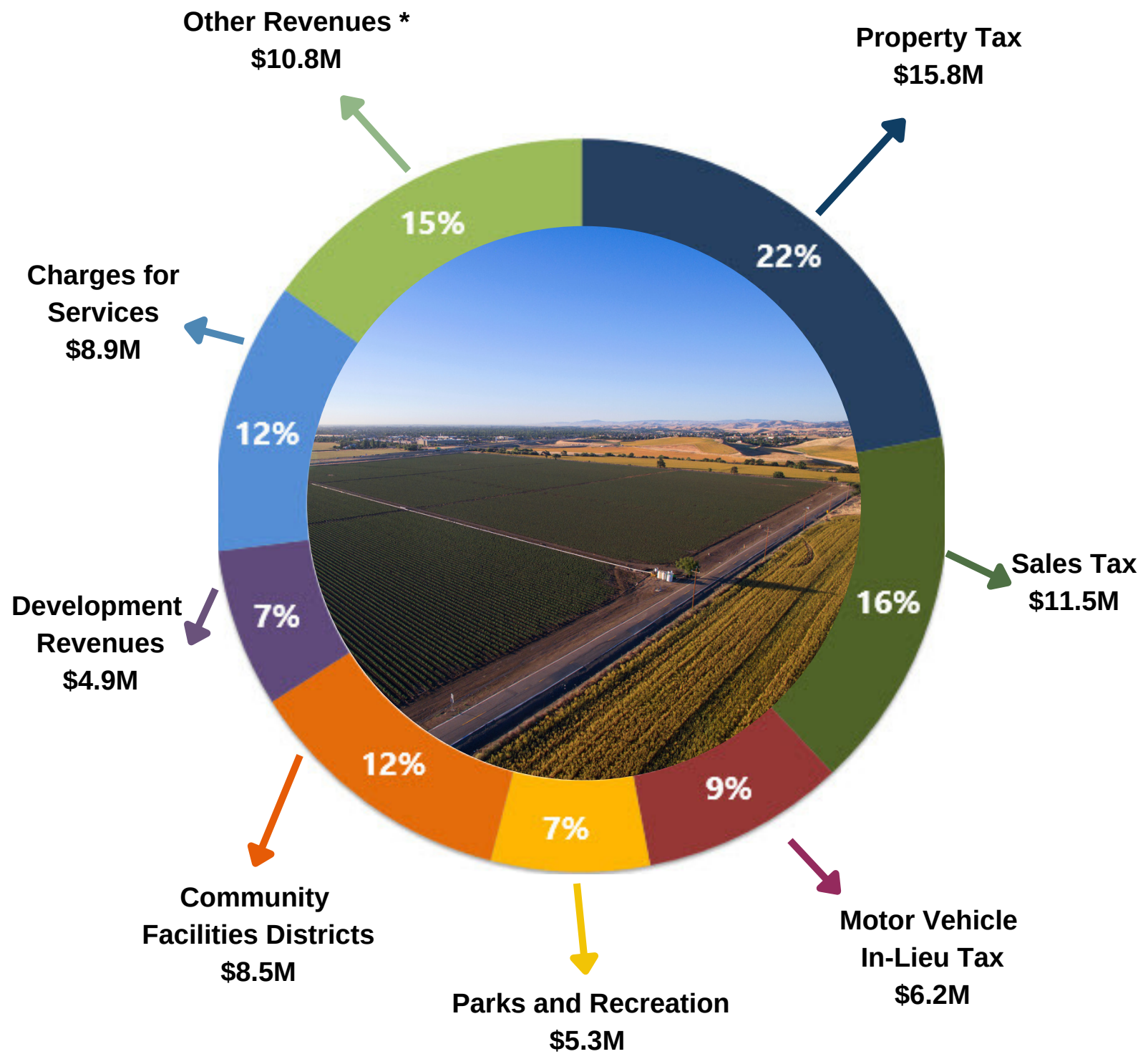


The **General Fund** provides for general governmental services such as public safety, planning and building services, street maintenance, community enrichment, park maintenance and recreation services. Only the General Fund allows for flexible spending; all other funds account for financial resources that are mandated or required by law to be used for specific, restricted purposes.

GENERAL FUND BUDGET OUTLOOK

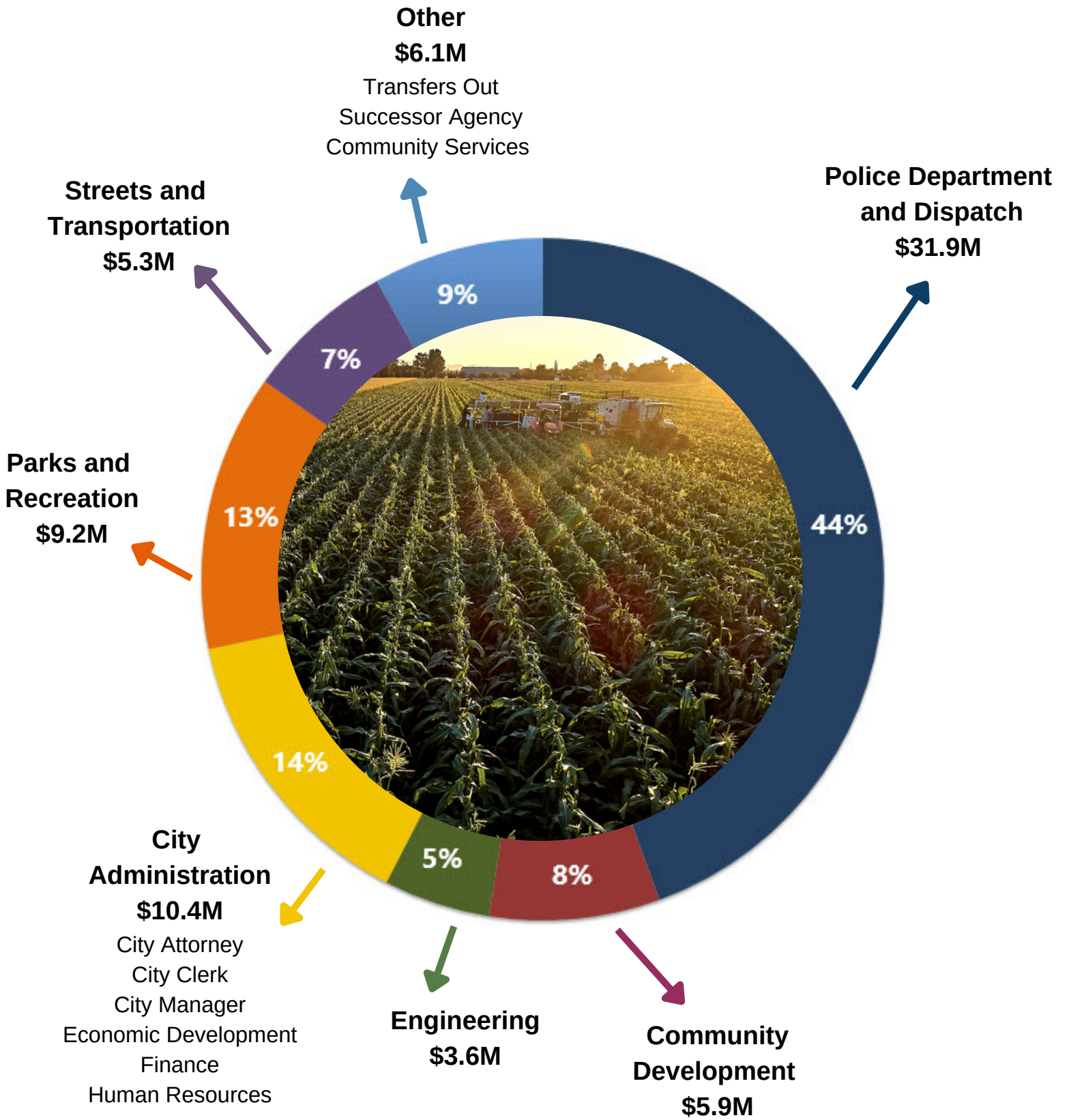
Fiscal strength and long-term financial stability are key components of the City's Budget and Fiscal Policies. The City utilizes a ten-year General Fund Fiscal Model ("Fiscal Model") to ensure it is on a financially sustainable path. The Fiscal Model provides detailed analysis of projected revenues, expenses and fund balance for the next ten fiscal years. This analysis provides the ability to identify trends that could point to future potential economic challenges, allowing sufficient time to develop solutions to minimize impacts to residents. The FY 2023/24 Operating Budget is sustainable, maintains a 30% reserve of operating expenditures in the General Fund and fully funds critical services.

GENERAL FUND OPERATING REVENUES - \$71.9 MILLION



* Includes Gas Tax and Franchise Fees

GENERAL FUND OPERATING EXPENDITURES - \$72.4MILLION



The General Fund Operating Expenditures chart excludes expenditures covered by amounts set aside in reserves.

ENTERPRISE OVERVIEW



The City provides Solid Waste, Water and Wastewater services to residents and businesses. The charges for these services, along with the costs for providing the services, are accounted for in individual Enterprise Funds. These funds must be self-supporting and do not receive any General Fund support. Charges to customers are set in accordance with Proposition 218, which requires charges be set to cover the cost of the service and that customers are given the opportunity to provide feedback on the proposed rates.

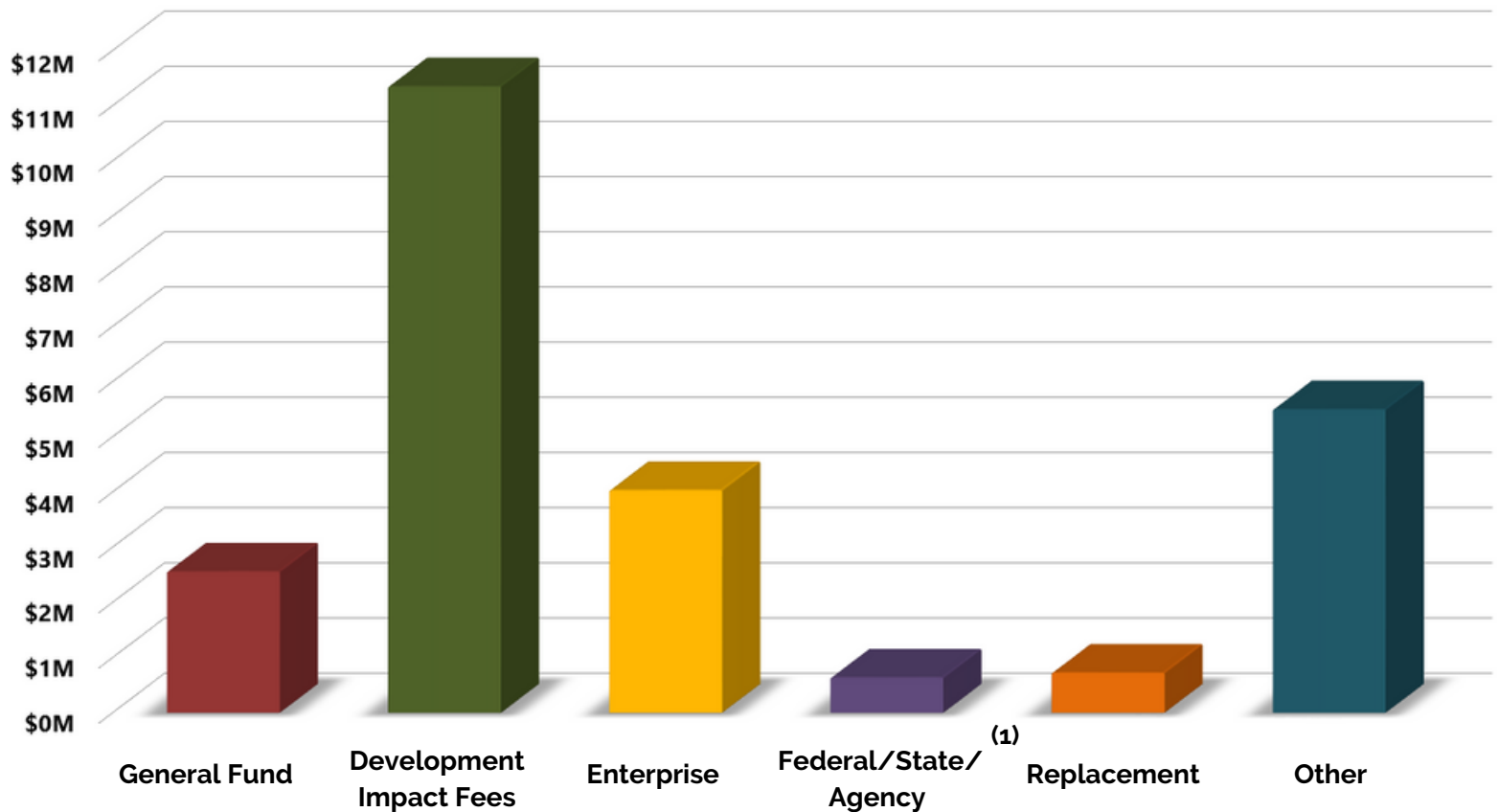


CAPITAL IMPROVEMENT PROGRAM

The City's Capital Improvement Program (CIP) is a five-year capital plan that consists of 55 City projects that cover Roadway, Parks and Trails, Water, Wastewater and Community Facilities Improvements. The chart below shows the CIP funding sources budgeted for FY 2023/24. The major sources of "Other" funding include Bond Refinance Savings, Road Maintenance and Rehabilitation Account funds and other miscellaneous sources. The chart shows that the vast majority of the City's upcoming capital projects are funded by development funds. All CIP projects have been carefully evaluated and approved by the City Council to ensure the current and future infrastructure needs of the City are met and the projects align with the General Plan and two-year Strategic Plan. The CIP can be found on the City's website at www.brentwoodca.gov/CapitalImprovementProgram.

CIP Funding Sources

FY 2023/24




(1) Excludes amounts from State Revolving Fund loans.

Innovation Center @ Brentwood Infrastructure -

This \$11.8M project will construct infrastructure improvements to support the development of the Innovation Center @ Brentwood a 373-acre project site located in the northwest corner of Brentwood and a projected focal point for jobs and mixed-use development. The improvements include Jeffery Way roadway extension from Amber Lane to Empire Avenue, the extension of wet utilities (water, sewer, and non-potable water) on Empire Avenue under State Route 4 (SR 4) to Heidorn Ranch Road, widening Lone Tree Plaza Drive between Heidorn Ranch Road and Canada Valley Road, and all associated improvements and land acquisition.

Pavement Management Program - 2024 -

This \$2.5M project consists of rehabilitation of existing pavement, sidewalk, curb and gutter throughout the City. The City completes routine pavement condition surveying to determine which areas are most cost effective to perform preventative maintenance consisting of reconstructing, overlaying, surface sealing and crack sealing various roads as needed. Constructing roadways is a significant investment for the City. Preventative maintenance is the best means for keeping this large investment in good, operable condition and avoids costly reconstruction. The following areas will be included in this year's program: Slurry seal the Ponderosa Crossroads Neighborhood; Grind and overlay on Sunset Road from Brentwood Boulevard to Elkins Way; Cloverleaf Circle; Brentwood Boulevard from Lone Tree Way to Hanson Lane; Sellers Avenue from Chestnut Street to Balfour Road and full depth reconstruction of Redhaven Street near Sellers Avenue.



Sand Creek Road Extension -

This \$12.8M project will extend Sand Creek Road westerly from SR 4, linking SR 4 to Heidorn Ranch Road. The improvements include constructing a central 2-lane roadway and median, streetlights, utilities, and a 4-lane bridge across Sand Creek. Additional roadway improvements, including an additional lane in each direction, and the landscaping of the median and parkways will be completed in the future by developers of the adjoining properties.

Sand Creek Sports Complex -

This \$19.2M project (Site I) consists of the design and construction of a sports complex located on 14.5 acres of City-owned property at Sand Creek Road and Fairview Avenue. It is anticipated that the complex will include 3 full size soccer fields (with multi-use to be determined), parking lot, restrooms, picnic area and other possible park amenities like pickle ball courts, basketball courts, exercise equipment and playground. Site II is made up of 19.24 acres of Contra Costa County Flood Control detention basin and will potentially add 2-3 sports fields.

Wastewater Treatment Plant Expansion - Phase II -

This \$93.6M project that is under construction, expands the existing 5 Millions of Gallons per Day (MGD) tertiary treatment facility to treat 6.4 MGD, which will service the final buildout population of the City per the current General Plan. The project includes the addition of one diffused air oxidation basin, retrofit of existing oxidation ditches to diffused air, secondary clarifiers, converting chlorine contact facilities to free chlorine disinfection, solids dryer and pyrolysis system, and Electrical Distribution System Upgrade. Completion of this project is anticipated in FY 2024/25.



FY 2023/24 BUDGET-IN-BRIEF

