



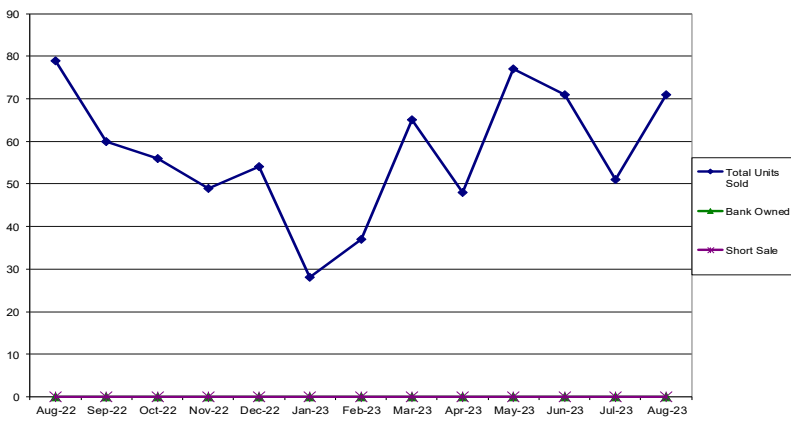
Brentwood Housing Statistics August 2023 Report

Summary:

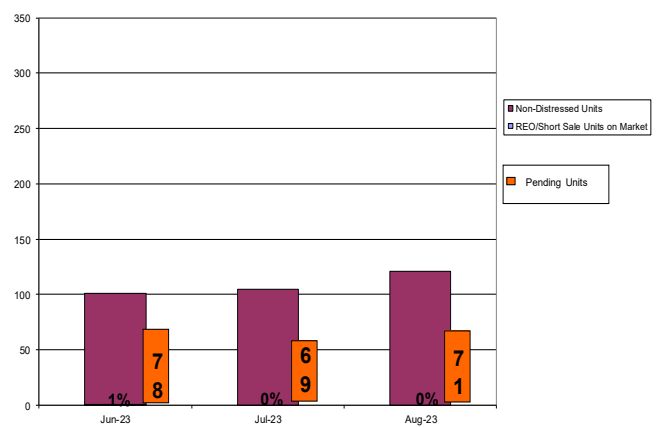
The housing data contained in this report reflects information reported for the month of August 2023. The number of active units on the MLS for August 2023 was 121. Pending units for August 2022 through August 2023 ranged from 72 down to 71. The total units sold during August 2022 through August 2023 was 746; a total of 71 for the month of August 2023. Compared to the total units sold in August 2022, 2023 saw a slight decrease in the amount of units sold. August 2022 through 2023 has shown home values to be steady. Distressed home sales for August 2023 were 0% of the total homes sold.

The average sold price for August 2023 was \$806,061. The median asking price for August 2023 was \$890,000 and the median sold price was \$770,000. In August 2022, the median sold price was \$825,000, in 2021 it was \$777,000 and in 2020 it was \$697,500.

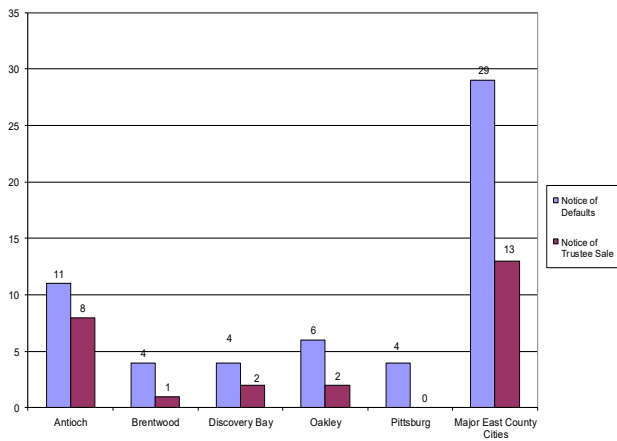
BRENTWOOD
Resale Units Sold by Type of Sale



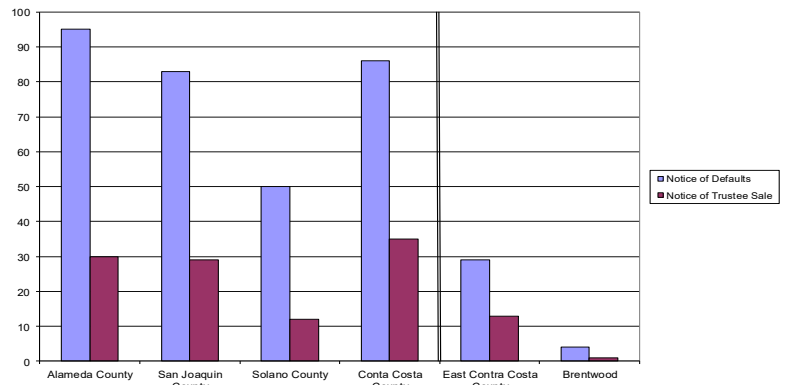
BRENTWOOD
Total Units on Market



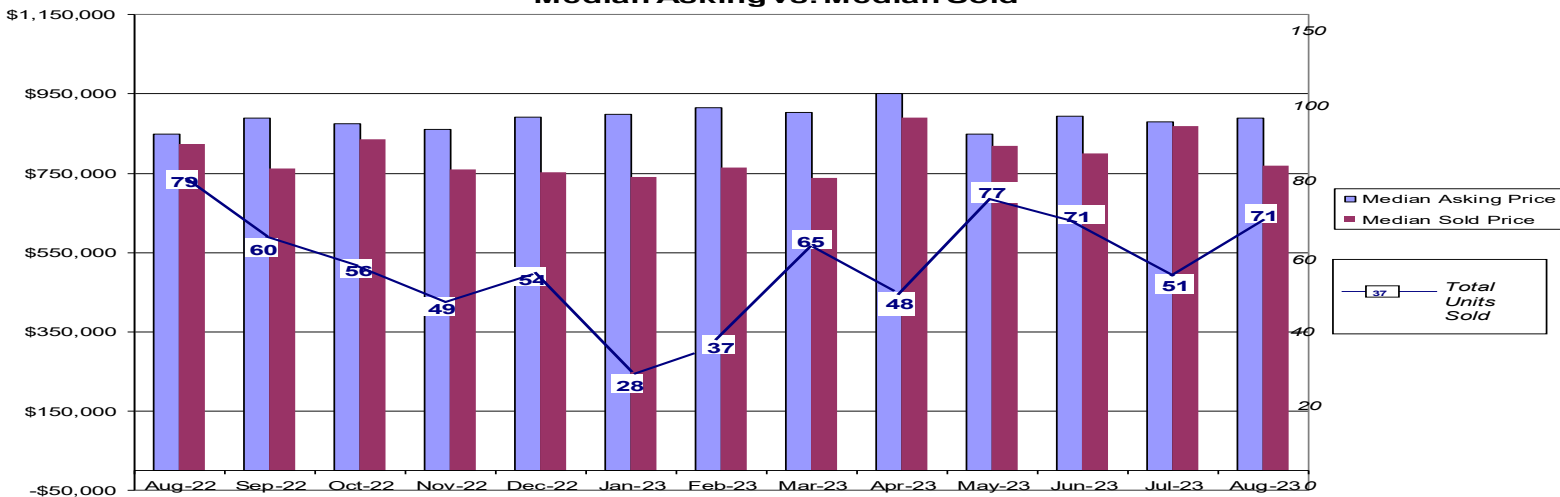
East County Distressed Units
August 2023



Notices by County
August 2023



BRENTWOOD
Median Asking vs. Median Sold



Source: www.propertyrader.com. All data reported as of 2023.

Please see our definition section located on Page 2.

For questions regarding this publication, please contact the Housing Division at (925) 516-5405.



Brentwood Housing Statistics August 2023 Report

Definitions:

Notice of Default (NOD)

A publicly recorded notice that a property owner has missed scheduled loan payments for a loan secured by a property. Some states require lenders to record a notice of default to begin the foreclosure process

Notice of Trustee Sale (NOT)

A document announcing the public sale of a property to recover a debt owed by the owner of the property. The notice is mailed to parties affected by the sale of a property, advertised in local publications and recorded in public records. Among other information, it provides the date, time and location of the sale.

Real Estate Owned (REO)

This status indicates the property is now owned by the lender or bank as a result of an unsuccessful sale at a foreclosure auction.

Short Sales

A process in which the bank or mortgage lender agrees to discount a loan balance due to an economic hardship on the part of the mortgagor/homeowner. A short sale is typically executed to prevent a foreclosure.

Sold

BRENTWOOD	Jun 23	Jul 23	Aug 23
Total # of Properties Sold	71	51	71
# of Short Sales Sold	0	0	0
# of REO's Sold	0	0	0
% of Sold - Distressed	0%	0%	0%
Median Sold Price	800,000	870,000	770,000
Average Sold Price	851,187	892,486	806,061
ANTIOCH	Jun 23	Jul 23	Aug 23
Total # of Properties Sold	86	72	81
# of Short Sales Sold	0	0	0
# of REO's Sold	0	1	0
% of Sold - Distressed	0%	1%	0%
Median Sold Price	649,500	622,500	626,000
Average Sold Price	619,358	613,629	626,296
OAKLEY	Jun 23	Jul 23	Aug 23
Total # of Properties Sold	29	51	31
# of Short Sales Sold	0	0	0
# of REO's Sold	0	0	0
% of Sold - Distressed	0%	0%	0%
Median Sold Price	685,000	680,000	695,000
Average Sold Price	722,410	709,541	723,209
DISCOVERY BAY	Jun 23	Jul 23	Aug 23
Total # of Properties Sold	26	19	14
# of Short Sales Sold	0	0	0
# of REO's Sold	0	0	0
% of Sold - Distressed	0%	0%	0%
Median Sold Price	772,500	900,000	833,000
Average Sold Price	856,173	1,064,578	920,214

Listings

BRENTWOOD	Jun 23	Jul 23	Aug 23
# of Active Listings	101	105	121
# of Short Sales Listed	1	0	0
# of REO's Listed	0	0	0
% of Actives - Distressed	1%	0%	0%
Median Listing Price	895,000	879,000	890,000
Average Listing Price	1,009,534	1,008,662	985,199
ANTIOCH	Jun 23	Jul 23	Aug 23
# of Active Listings	91	109	146
# of Short Sales Listed	1	0	0
# of REO's Listed	0	0	0
% of Actives - Distressed	1%	0%	0%
Median Listing Price	691,500	688,000	657,495
Average Listing Price	667,714	674,136	642,668
OAKLEY	Jun 23	Jul 23	Aug 23
# of Active Listings	50	35	54
# of Short Sales Listed	0	0	0
# of REO's Listed	1	1	1
% of Actives - Distressed	2%	3%	2%
Median Listing Price	788,500	780,000	735,394
Average Listing Price	780,803	806,486	772,473
DISCOVERY BAY	Jun 23	Jul 23	Aug 23
# of Active Listings	26	50	49
# of Short Sales Listed	0	0	0
# of REO's Listed	0	0	0
% of Actives - Distressed	0%	0%	0%
Median Listing Price	909,939	949,950	899,000
Average Listing Price	1,142,180	1,132,218	1,092,197