



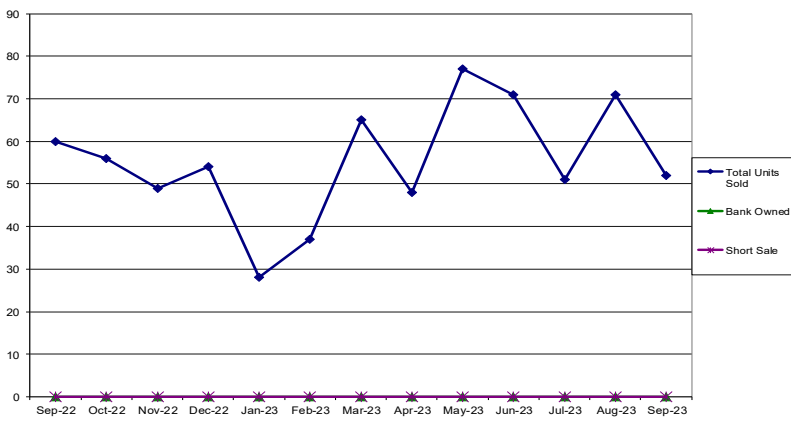
## Brentwood Housing Statistics September 2023 Report

### Summary:

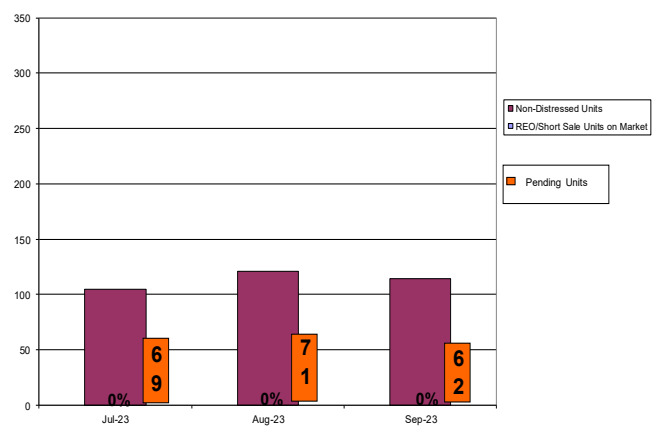
The housing data contained in this report reflects information reported for the month of September 2023. The number of active units on the MLS for September 2023 was 114. Pending units for September 2022 through September 2023 ranged from 65 down to 62. The total units sold during September 2022 through September 2023 was 719; a total of 52 sold for the month of September 2023. Compared to the total units sold in September 2022, 2023 saw a slight decrease in the amount of units sold. September 2022 through 2023 has shown home values to be steady. Distressed home sales for September 2023 were 0% of the total homes sold.

The average sold price for September 2023 was \$849,921. The median asking price for September 2023 was \$931,330 and the median sold price was \$776,050. In September 2022, the median sold price was \$762,450, in 2021 it was \$815,000 and in 2020 it was \$660,000.

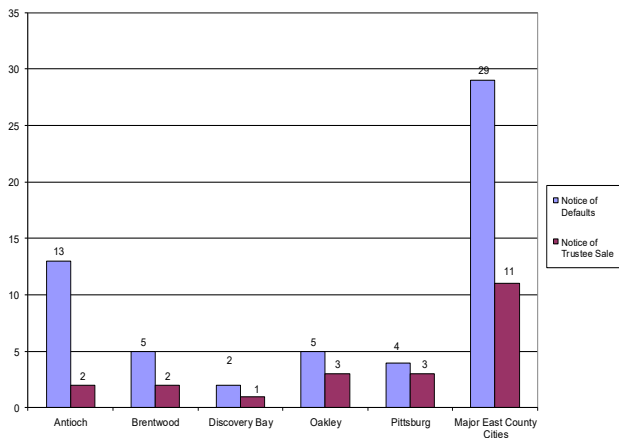
**BRENTWOOD**  
Resale Units Sold by Type of Sale



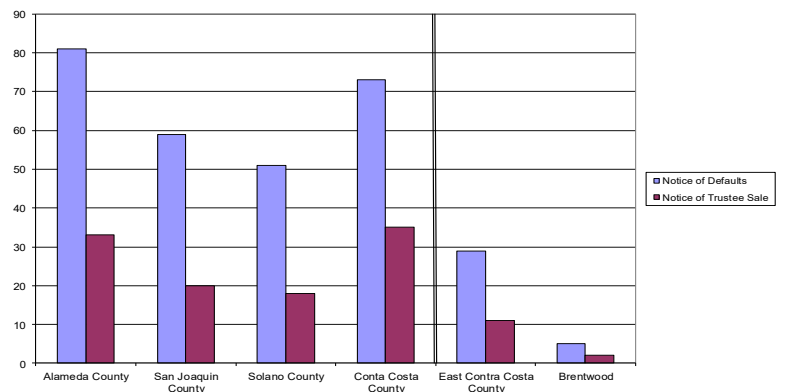
**BRENTWOOD**  
Total Units on Market



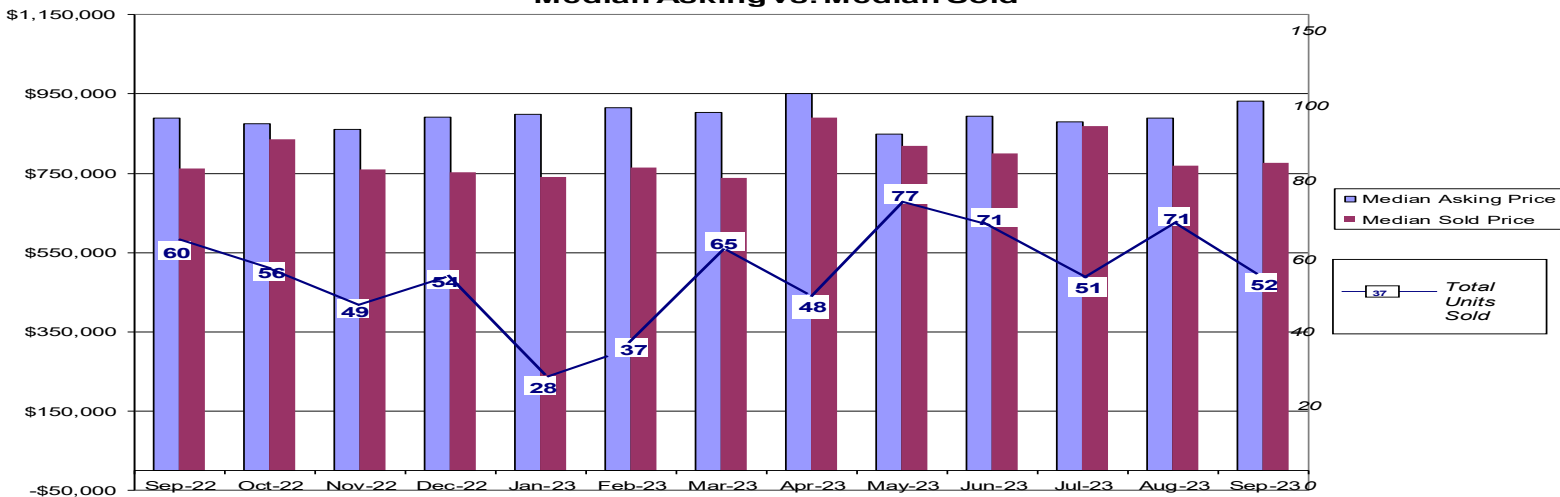
**East County Distressed Units**  
September 2023



**Notices by County**  
September 2023



**BRENTWOOD**  
Median Asking vs. Median Sold



Source: [www.propertyrader.com](http://www.propertyrader.com). All data reported as of 2023.

Please see our definition section located on Page 2.

For questions regarding this publication, please contact the Housing Division at (925) 516-5405.



## Brentwood Housing Statistics September 2023 Report

### Definitions:

#### **Notice of Default (NOD)**

A publicly recorded notice that a property owner has missed scheduled loan payments for a loan secured by a property. Some states require lenders to record a notice of default to begin the foreclosure process

#### **Notice of Trustee Sale (NOT)**

A document announcing the public sale of a property to recover a debt owed by the owner of the property. The notice is mailed to parties affected by the sale of a property, advertised in local publications and recorded in public records. Among other information, it provides the date, time and location of the sale.

#### **Real Estate Owned (REO)**

This status indicates the property is now owned by the lender or bank as a result of an unsuccessful sale at a foreclosure auction.

#### **Short Sales**

A process in which the bank or mortgage lender agrees to discount a loan balance due to an economic hardship on the part of the mortgagor/homeowner. A short sale is typically executed to prevent a foreclosure.

### Sold

<b>BRENTWOOD</b>	Jul 23	Aug 23	Sep 23
Total # of Properties Sold	51	71	52
# of Short Sales Sold	0	0	0
# of REO's Sold	0	0	0
% of Sold - Distressed	0%	0%	0%
Median Sold Price	870,000	770,000	776,050
Average Sold Price	892,486	806,061	849,921
<b>ANTIOCH</b>	Jul 23	Aug 23	Sep 23
Total # of Properties Sold	72	81	64
# of Short Sales Sold	0	0	0
# of REO's Sold	1	0	1
% of Sold - Distressed	1%	0%	2%
Median Sold Price	622,500	626,000	559,500
Average Sold Price	613,629	626,296	563,976
<b>OAKLEY</b>	Jul 23	Aug 23	Sep 23
Total # of Properties Sold	51	31	29
# of Short Sales Sold	0	0	0
# of REO's Sold	0	0	0
% of Sold - Distressed	0%	0%	0%
Median Sold Price	680,000	695,000	675,000
Average Sold Price	709,541	723,209	687,825
<b>DISCOVERY BAY</b>	Jul 23	Aug 23	Sep 23
Total # of Properties Sold	19	14	21
# of Short Sales Sold	0	0	0
# of REO's Sold	0	0	1
% of Sold - Distressed	0%	0%	5%
Median Sold Price	900,000	833,000	790,000
Average Sold Price	1,064,578	920,214	851,690

### Listings

<b>BRENTWOOD</b>	Jul 23	Aug 23	Sep 23
# of Active Listings	105	121	114
# of Short Sales Listed	0	0	0
# of REO's Listed	0	0	0
% of Actives - Distressed	0%	0%	0%
Median Listing Price	879,000	890,000	931,330
Average Listing Price	1,008,662	985,199	1,010,203
<b>ANTIOCH</b>	Jul 23	Aug 23	Sep 23
# of Active Listings	109	146	131
# of Short Sales Listed	0	0	0
# of REO's Listed	0	0	0
% of Actives - Distressed	0%	0%	0%
Median Listing Price	688,000	657,495	647,000
Average Listing Price	674,136	642,668	637,113
<b>OAKLEY</b>	Jul 23	Aug 23	Sep 23
# of Active Listings	35	54	48
# of Short Sales Listed	0	0	0
# of REO's Listed	1	1	1
% of Actives - Distressed	3%	2%	2%
Median Listing Price	780,000	735,394	737,940
Average Listing Price	806,486	772,473	775,143
<b>DISCOVERY BAY</b>	Jul 23	Aug 23	Sep 23
# of Active Listings	50	49	43
# of Short Sales Listed	0	0	0
# of REO's Listed	0	0	0
% of Actives - Distressed	0%	0%	0%
Median Listing Price	949,950	899,000	875,000
Average Listing Price	1,132,218	1,092,197	1,070,613