



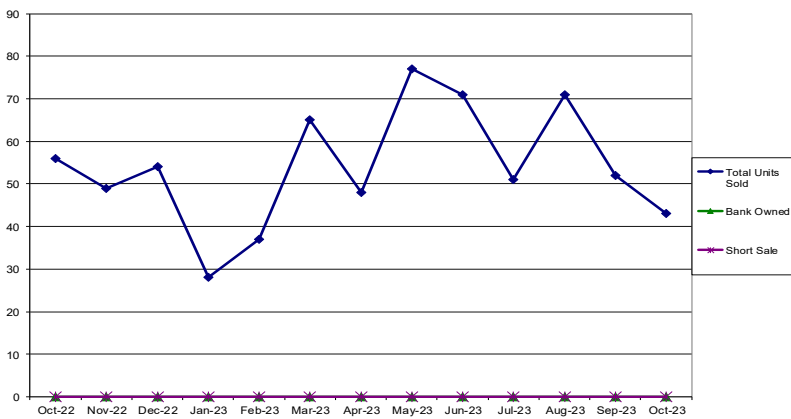
Brentwood Housing Statistics October 2023 Report

Summary:

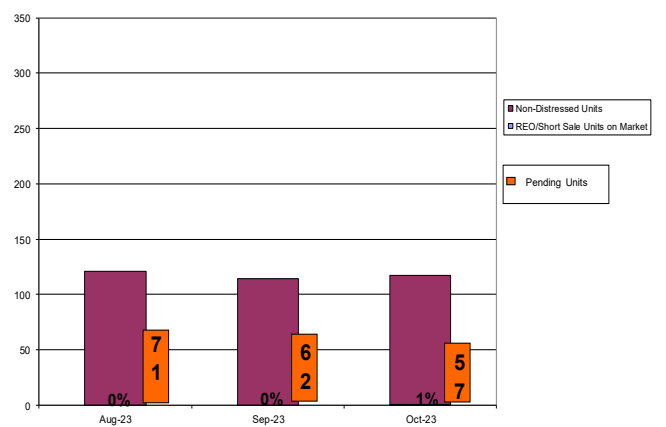
The housing data contained in this report reflects information reported for the month of October 2023. The number of active units on the MLS for October 2023 was 117. Pending units for October 2022 through October 2023 ranged from 60 down to 57. The total units sold during October 2022 through October 2023 was 702; a total of 43 sold for the month of October 2023. Compared to the total units sold in October 2022, 2023 saw a slight decrease in the amount of units sold. October 2022 through 2023 has shown home values to be steady. Distressed home sales for October 2023 were 0% of the total homes sold.

The average sold price for October 2023 was \$900,688. The median asking price for October 2023 was \$919,000 and the median sold price was \$765,000. In October 2022, the median sold price was \$836,250, in 2021 it was \$825,000 and in 2020 it was \$688,500.

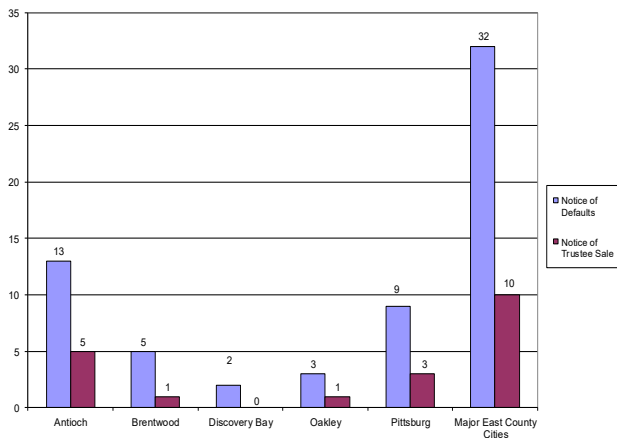
BRENTWOOD
Resale Units Sold by Type of Sale



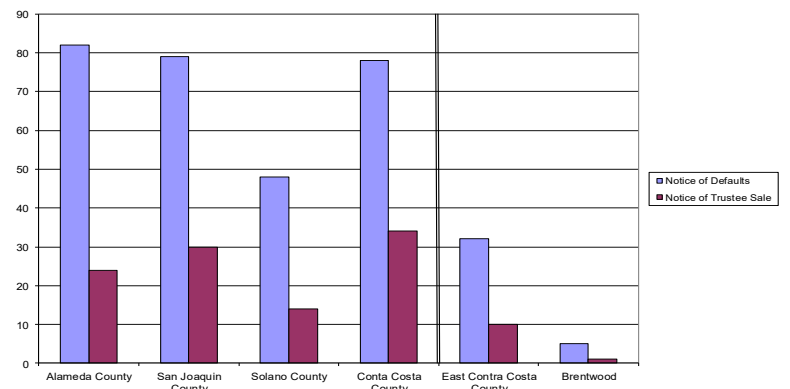
BRENTWOOD
Total Units on Market



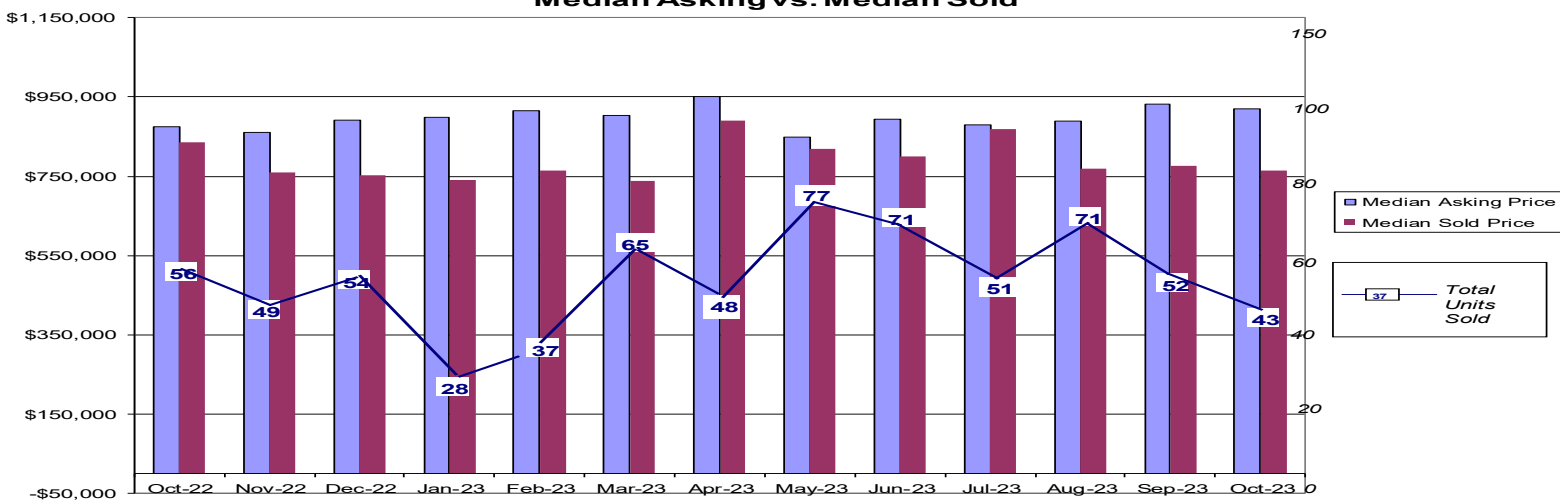
East County Distressed Units
October 2023



Notices by County
October 2023



BRENTWOOD
Median Asking vs. Median Sold



Source: www.propertyrader.com. All data reported as of 2023.

Please see our definition section located on Page 2.

For questions regarding this publication, please contact the Housing Division at (925) 516-5405.



Brentwood Housing Statistics October 2023 Report

Definitions:

Notice of Default (NOD)

A publicly recorded notice that a property owner has missed scheduled loan payments for a loan secured by a property. Some states require lenders to record a notice of default to begin the foreclosure process

Notice of Trustee Sale (NOT)

A document announcing the public sale of a property to recover a debt owed by the owner of the property. The notice is mailed to parties affected by the sale of a property, advertised in local publications and recorded in public records. Among other information, it provides the date, time and location of the sale.

Real Estate Owned (REO)

This status indicates the property is now owned by the lender or bank as a result of an unsuccessful sale at a foreclosure auction.

Short Sales

A process in which the bank or mortgage lender agrees to discount a loan balance due to an economic hardship on the part of the mortgagor/homeowner. A short sale is typically executed to prevent a foreclosure.

Sold

BRENTWOOD	Aug 23	Sep 23	Oct 23
Total # of Properties Sold	71	52	43
# of Short Sales Sold	0	0	0
# of REO's Sold	0	0	0
% of Sold - Distressed	0%	0%	0%
Median Sold Price	770,000	776,050	765,000
Average Sold Price	806,061	849,921	900,688
ANTIOCH	Aug 23	Sep 23	Oct 23
Total # of Properties Sold	81	64	87
# of Short Sales Sold	0	0	1
# of REO's Sold	0	1	0
% of Sold - Distressed	0%	2%	1%
Median Sold Price	626,000	559,500	625,000
Average Sold Price	626,296	563,976	604,659
OAKLEY	Aug 23	Sep 23	Oct 23
Total # of Properties Sold	31	29	24
# of Short Sales Sold	0	0	0
# of REO's Sold	0	0	0
% of Sold - Distressed	0%	0%	0%
Median Sold Price	695,000	675,000	682,000
Average Sold Price	723,209	687,825	679,413
DISCOVERY BAY	Aug 23	Sep 23	Oct 23
Total # of Properties Sold	14	21	18
# of Short Sales Sold	0	0	0
# of REO's Sold	0	1	0
% of Sold - Distressed	0%	5%	0%
Median Sold Price	833,000	790,000	834,000
Average Sold Price	920,214	851,690	923,929

Listings

BRENTWOOD	Aug 23	Sep 23	Oct 23
# of Active Listings	121	114	117
# of Short Sales Listed	0	0	1
# of REO's Listed	0	0	0
% of Actives - Distressed	0%	0%	1%
Median Listing Price	890,000	931,330	919,000
Average Listing Price	985,199	1,010,203	1,032,501
ANTIOCH	Aug 23	Sep 23	Oct 23
# of Active Listings	146	131	123
# of Short Sales Listed	0	0	0
# of REO's Listed	0	0	0
% of Actives - Distressed	0%	0%	0%
Median Listing Price	657,495	647,000	657,000
Average Listing Price	642,68	637,113	626,292
OAKLEY	Aug 23	Sep 23	Oct 23
# of Active Listings	54	48	52
# of Short Sales Listed	0	0	0
# of REO's Listed	1	1	0
% of Actives - Distressed	2%	2%	0%
Median Listing Price	735,394	737,940	743,495
Average Listing Price	772,473	775,143	782,959
DISCOVERY BAY	Aug 23	Sep 23	Oct 23
# of Active Listings	49	43	35
# of Short Sales Listed	0	0	0
# of REO's Listed	0	0	0
% of Actives - Distressed	0%	0%	0%
Median Listing Price	899,000	875,000	899,000
Average Listing Price	1,092,197	1,070,613	1,115,406