



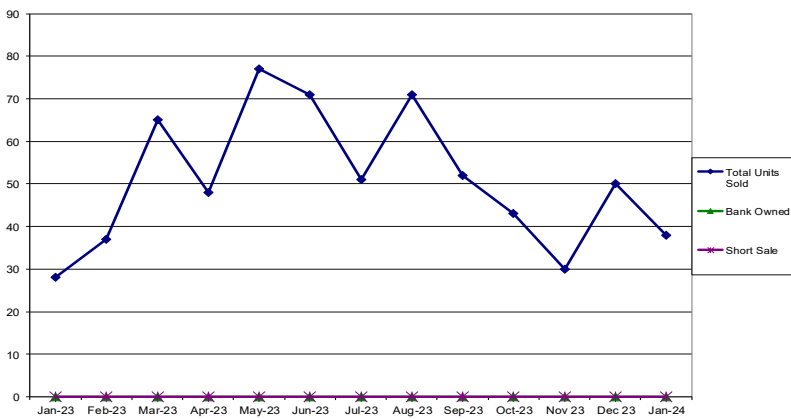
## Brentwood Housing Statistics January 2024 Report

### Summary:

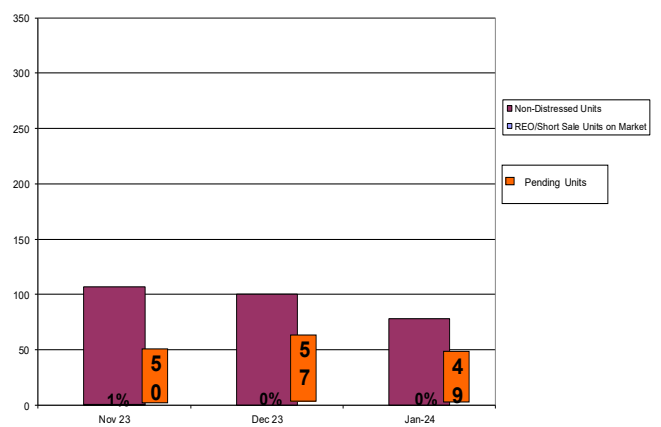
The housing data contained in this report reflects information reported for the month of January 2024. The number of active units on the MLS for January 2024 was 78. Pending units for January 2023 through January 2024 ranged from 33 up to 49. The total units sold during January 2023 through January 2024 was 661; a total of 38 sold for the month of January 2024. Compared to the total units sold in January 2023, 2024 saw an increase in the amount of units sold. January 2023 through 2024 has shown home values to be steady. Distressed home sales for January 2024 were 0% of the total homes sold.

The average sold price for January 2024 was \$806,986. The median asking price for January 2024 was \$912,499 and the median sold price was \$774,500. In January 2023, the median sold price was \$741,500, in 2022 it was \$860,000 and in 2021 it was \$715,000.

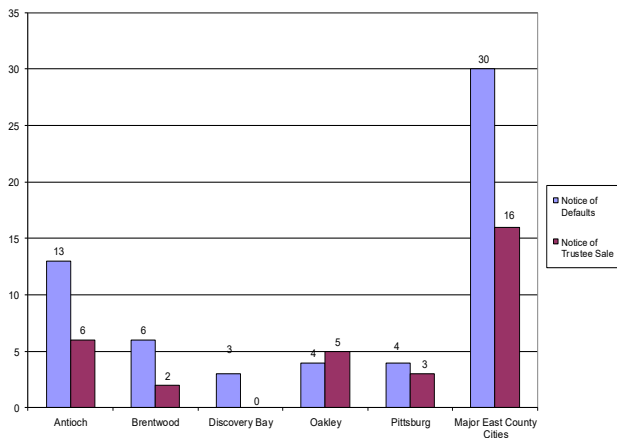
**BRENTWOOD**  
Resale Units Sold by Type of Sale



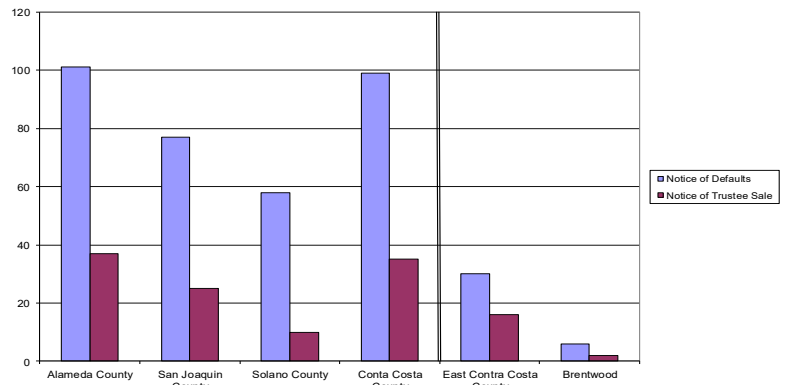
**BRENTWOOD**  
Total Units on Market



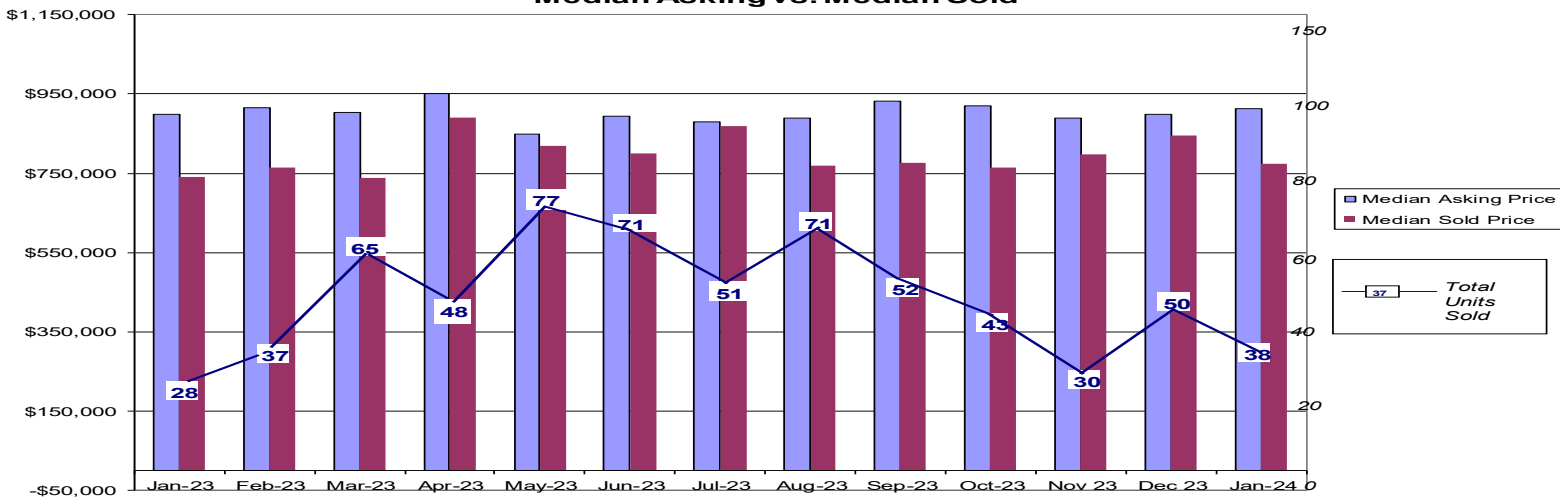
**East County Distressed Units**  
January 2024



**Notices by County**  
January 2024



**BRENTWOOD**  
Median Asking vs. Median Sold



Source: [www.propertyrader.com](http://www.propertyrader.com). All data reported as of 2023.

Please see our definition section located on Page 2.

For questions regarding this publication, please contact the Housing Division at (925) 516-5405.



## Brentwood Housing Statistics January 2024 Report

### Definitions:

#### **Notice of Default (NOD)**

A publicly recorded notice that a property owner has missed scheduled loan payments for a loan secured by a property. Some states require lenders to record a notice of default to begin the foreclosure process

#### **Notice of Trustee Sale (NOT)**

A document announcing the public sale of a property to recover a debt owed by the owner of the property. The notice is mailed to parties affected by the sale of a property, advertised in local publications and recorded in public records. Among other information, it provides the date, time and location of the sale.

#### **Real Estate Owned (REO)**

This status indicates the property is now owned by the lender or bank as a result of an unsuccessful sale at a foreclosure auction.

#### **Short Sales**

A process in which the bank or mortgage lender agrees to discount a loan balance due to an economic hardship on the part of the mortgagor/homeowner. A short sale is typically executed to prevent a foreclosure.

### Sold

<b>BRENTWOOD</b>	Nov 23	Dec 23	Jan 24
Total # of Properties Sold	30	50	38
# of Short Sales Sold	0	0	0
# of REO's Sold	0	0	0
% of Sold - Distressed	0%	0%	0%
Median Sold Price	796,666	762,500	774,500
Average Sold Price	827,511	845,917	806,986
<b>ANTIOCH</b>	Nov 23	Dec 23	Jan 24
Total # of Properties Sold	68	61	49
# of Short Sales Sold	0	0	0
# of REO's Sold	0	0	0
% of Sold - Distressed	0%	0%	0%
Median Sold Price	611,250	600,000	600,000
Average Sold Price	614,702	588,901	594,434
<b>OAKLEY</b>	Nov 23	Dec 23	Jan 24
Total # of Properties Sold	20	27	30
# of Short Sales Sold	0	0	0
# of REO's Sold	0	0	0
% of Sold - Distressed	0%	0%	0%
Median Sold Price	639,500	660,000	740,000
Average Sold Price	617,459	672,094	734,225
<b>DISCOVERY BAY</b>	Nov 23	Dec 23	Jan 24
Total # of Properties Sold	12	13	9
# of Short Sales Sold	0	0	0
# of REO's Sold	0	1	0
% of Sold - Distressed	0%	8%	0%
Median Sold Price	781,250	835,000	768,000
Average Sold Price	828,958	869,461	754,444

### Listings

<b>BRENTWOOD</b>	Nov 23	Dec 23	Jan 24
# of Active Listings	107	100	78
# of Short Sales Listed	1	0	0
# of REO's Listed	0	0	0
% of Actives - Distressed	1%	0%	0%
Median Listing Price	889,000	899,000	912,499
Average Listing Price	1,014,123	1,026,550	1,052,937
<b>ANTIOCH</b>	Nov 23	Dec 23	Jan 24
# of Active Listings	122	106	94
# of Short Sales Listed	1	0	0
# of REO's Listed	0	2	2
% of Actives - Distressed	1%	2%	2%
Median Listing Price	652,500	624,450	623,250
Average Listing Price	625,615	602,170	603,293
<b>OAKLEY</b>	Nov 23	Dec 23	Jan 24
# of Active Listings	65	47	39
# of Short Sales Listed	0	0	0
# of REO's Listed	0	0	0
% of Actives - Distressed	0%	0%	0%
Median Listing Price	730,000	699,000	788,000
Average Listing Price	773,793	785,754	813,188
<b>DISCOVERY BAY</b>	Nov 23	Dec 23	Jan 24
# of Active Listings	39	32	29
# of Short Sales Listed	0	0	0
# of REO's Listed	1	0	0
% of Actives - Distressed	3%	0%	0%
Median Listing Price	832,000	822,250	839,900
Average Listing Price	1,056,636	1,037,976	1,094,439