



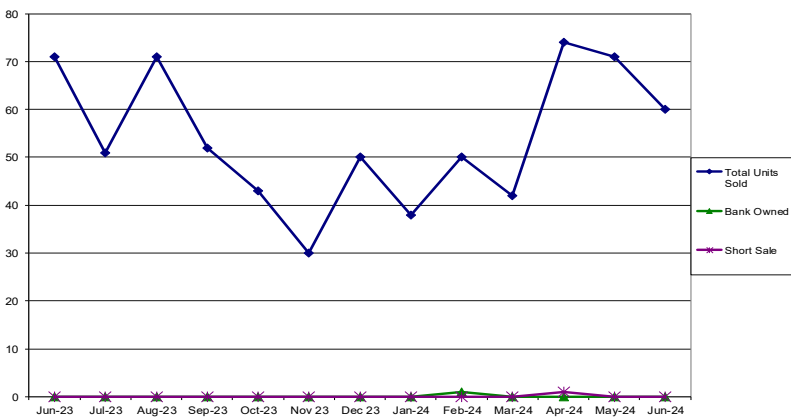
Brentwood Housing Statistics June 2024 Report

Summary:

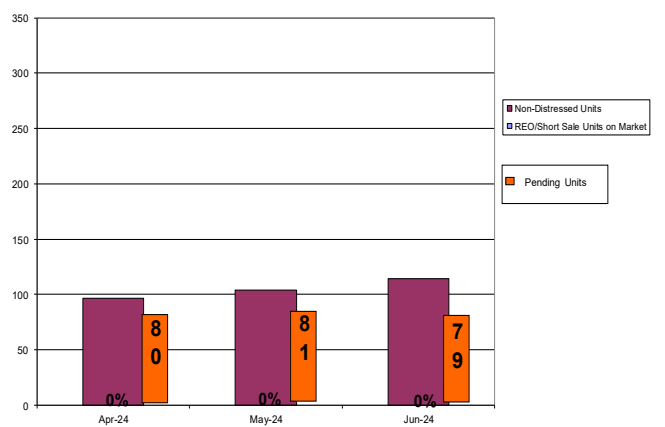
The housing data contained in this report reflects information reported for the month of June 2024. The number of active units on the MLS for June 2024 was 114. Pending units for June 2023 through June 2024 ranged from 78 up to 79. The total units sold during June 2023 through June 2024 was 703; a total of 60 sold for the month of June 2024. Compared to the total units sold in June 2023, 2024 saw a decrease in the amount of units sold. June 2023 through 2024 has shown home values to be steady. Distressed home sales for June 2024 were 0% of the total homes sold.

The average sold price for June 2024 was \$945,022. The median asking price for June 2024 was \$904,051 and the median sold price was \$840,000. In June 2023, the median sold price was \$800,000, in 2022 it was \$887,500 and in 2021 it was \$850,000.

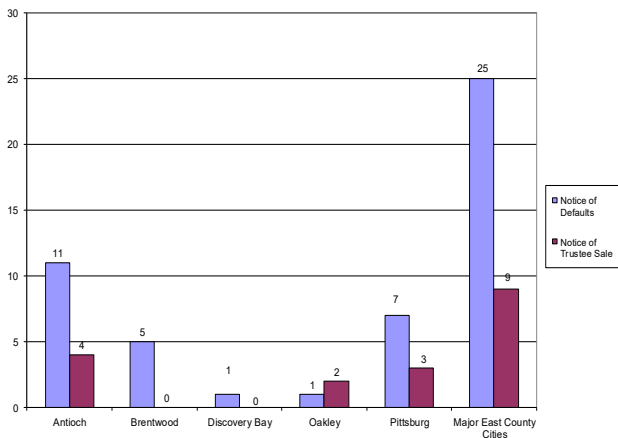
BRENTWOOD
Resale Units Sold by Type of Sale



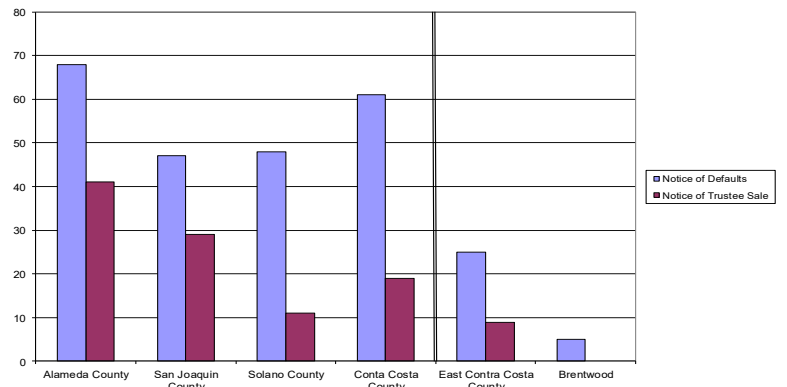
BRENTWOOD
Total Units on Market



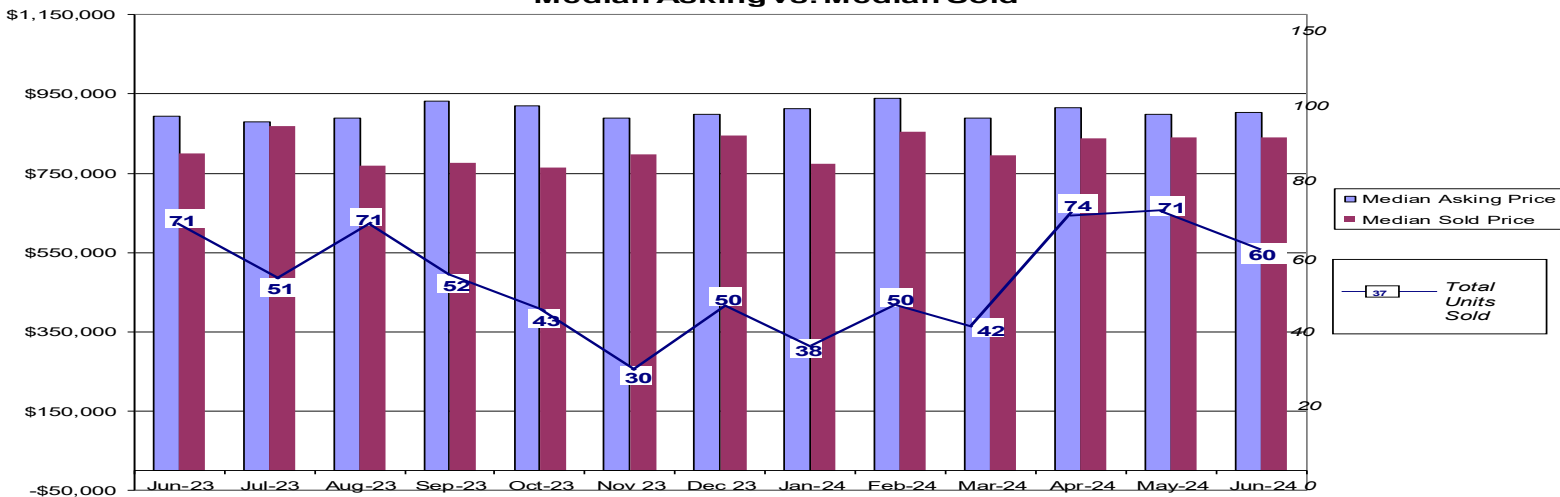
East County Distressed Units
June 2024



Notices by County
June 2024



BRENTWOOD
Median Asking vs. Median Sold



Source: www.propertyrader.com. All data reported as of 2024.

Please see our definition section located on Page 2.

For questions regarding this publication, please contact the Housing Division at (925) 516-5405.



Brentwood Housing Statistics June 2024 Report

Definitions:

Notice of Default (NOD)

A publicly recorded notice that a property owner has missed scheduled loan payments for a loan secured by a property. Some states require lenders to record a notice of default to begin the foreclosure process

Notice of Trustee Sale (NOT)

A document announcing the public sale of a property to recover a debt owed by the owner of the property. The notice is mailed to parties affected by the sale of a property, advertised in local publications and recorded in public records. Among other information, it provides the date, time and location of the sale.

Real Estate Owned (REO)

This status indicates the property is now owned by the lender or bank as a result of an unsuccessful sale at a foreclosure auction.

Short Sales

A process in which the bank or mortgage lender agrees to discount a loan balance due to an economic hardship on the part of the mortgagor/homeowner. A short sale is typically executed to prevent a foreclosure.

Sold

BRENTWOOD	Apr 24	May 24	Jun 24
Total # of Properties Sold	74	71	60
# of Short Sales Sold	1	0	0
# of REO's Sold	0	0	0
% of Sold - Distressed	1%	0%	0%
Median Sold Price	837,500	840,000	840,000
Average Sold Price	845,126	884,160	945,022
ANTIOCH	Apr 24	May 24	Jun 24
Total # of Properties Sold	82	86	89
# of Short Sales Sold	1	0	1
# of REO's Sold	1	0	0
% of Sold - Distressed	2%	0%	1%
Median Sold Price	635,000	612,500	640,000
Average Sold Price	606,892	595,554	620,695
OAKLEY	Apr 24	May 24	Jun 24
Total # of Properties Sold	35	54	32
# of Short Sales Sold	0	3	0
# of REO's Sold	0	1	0
% of Sold - Distressed	0%	7%	0%
Median Sold Price	703,467	700,000	689,944
Average Sold Price	793,621	713,863	723,402
DISCOVERY BAY	Apr 24	May 24	Jun 24
Total # of Properties Sold	19	23	21
# of Short Sales Sold	0	0	0
# of REO's Sold	0	0	0
% of Sold - Distressed	0%	0%	0%
Median Sold Price	930,000	823,000	810,000
Average Sold Price	1,044,378	905,563	970,418

Listings

BRENTWOOD	Apr 24	May 24	Jun 24
# of Active Listings	97	104	114
# of Short Sales Listed	0	0	0
# of REO's Listed	0	0	0
% of Actives - Distressed	0%	0%	0%
Median Listing Price	914,900	899,000	904,051
Average Listing Price	1,013,646	1,167,952	1,148,326
ANTIOCH	Apr 24	May 24	Jun 24
# of Active Listings	109	132	142
# of Short Sales Listed	1	0	1
# of REO's Listed	1	2	2
% of Actives - Distressed	2%	2%	2%
Median Listing Price	639,000	599,000	656,495
Average Listing Price	631,672	606,532	641,680
OAKLEY	Apr 24	May 24	Jun 24
# of Active Listings	59	71	77
# of Short Sales Listed	0	1	0
# of REO's Listed	1	0	0
% of Actives - Distressed	2%	1%	0%
Median Listing Price	785,000	775,000	759,238
Average Listing Price	817,004	822,015	812,366
DISCOVERY BAY	Apr 24	May 24	Jun 24
# of Active Listings	48	56	65
# of Short Sales Listed	0	0	0
# of REO's Listed	0	0	0
% of Actives - Distressed	0%	0%	0%
Median Listing Price	962,500	999,000	1,088,000
Average Listing Price	1,127,008	1,128,353	1,160,902