



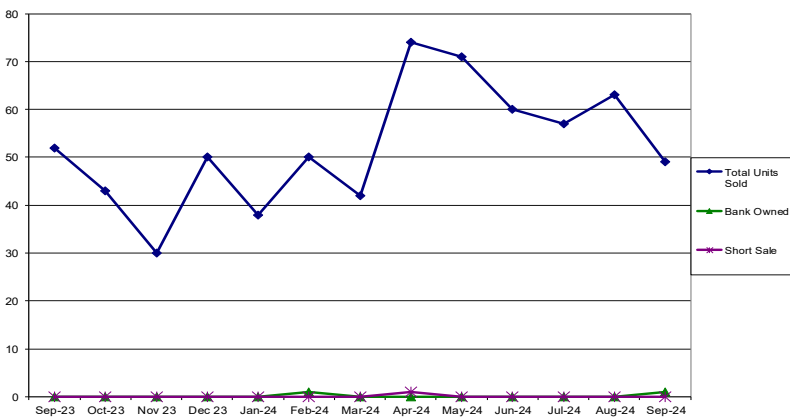
Brentwood Housing Statistics September 2024 Report

Summary:

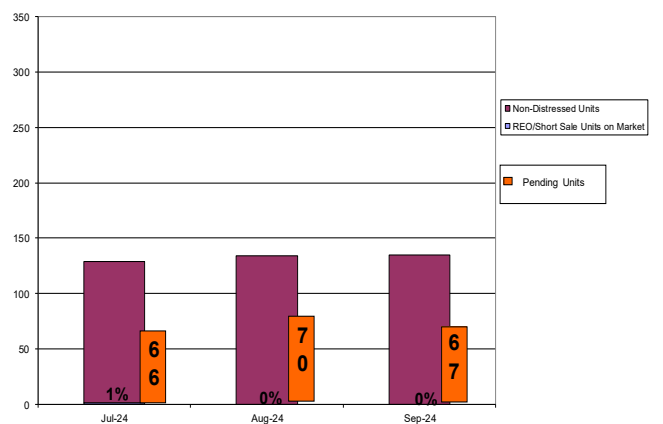
The housing data contained in this report reflects information reported for the month of September 2024. The number of active units on the MLS for September 2024 was 135. Pending units for September 2023 through September 2024 ranged from 62 up to 67. The total units sold during September 2023 through September 2024 was 679; a total of 49 sold for the month of September 2024. Compared to the total units sold in September 2023, 2024 saw a slight decrease in the amount of units sold. September 2023 through 2024 has shown home values to be steady. Distressed home sales for September 2024 were 2% of the total homes sold.

The average sold price for September 2024 was \$838,318. The median asking price for September 2024 was \$940,000 and the median sold price was \$821,107. In September 2023, the median sold price was \$776,050, in 2022 it was \$762,450 and in 2021 it was \$815,000.

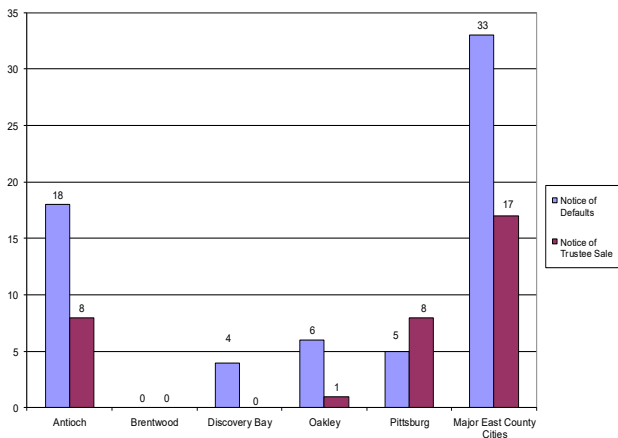
BRENTWOOD
Resale Units Sold by Type of Sale



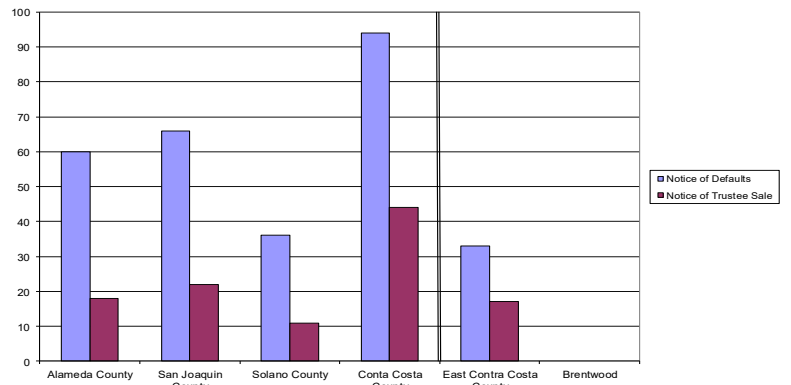
BRENTWOOD
Total Units on Market



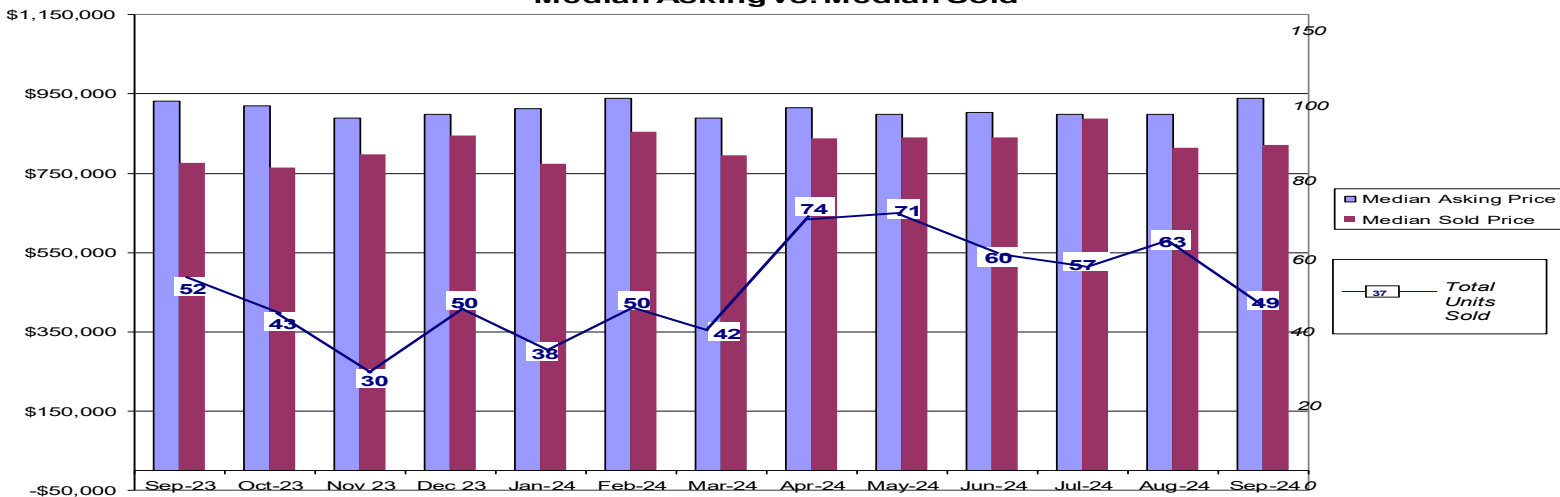
East County Distressed Units
September 2024



Notices by County
September 2024



BRENTWOOD
Median Asking vs. Median Sold



Source: www.propertyrader.com. All data reported as of 2024.

Please see our definition section located on Page 2.

For questions regarding this publication, please contact the Housing Division at (925) 516-5405.



Brentwood Housing Statistics September 2024 Report

Definitions:

Notice of Default (NOD)

A publicly recorded notice that a property owner has missed scheduled loan payments for a loan secured by a property. Some states require lenders to record a notice of default to begin the foreclosure process

Notice of Trustee Sale (NOT)

A document announcing the public sale of a property to recover a debt owed by the owner of the property. The notice is mailed to parties affected by the sale of a property, advertised in local publications and recorded in public records. Among other information, it provides the date, time and location of the sale.

Real Estate Owned (REO)

This status indicates the property is now owned by the lender or bank as a result of an unsuccessful sale at a foreclosure auction.

Short Sales

A process in which the bank or mortgage lender agrees to discount a loan balance due to an economic hardship on the part of the mortgagor/homeowner. A short sale is typically executed to prevent a foreclosure.

Sold

BRENTWOOD	Jul 24	Aug 24	Sep 24
Total # of Properties Sold	57	63	49
# of Short Sales Sold	0	0	0
# of REO's Sold	0	0	1
% of Sold - Distressed	0%	0%	2%
Median Sold Price	888,000	815,000	821,107
Average Sold Price	908,649	869,807	838,318
ANTIOCH	Jul 24	Aug 24	Sep 24
Total # of Properties Sold	69	110	84
# of Short Sales Sold	0	1	1
# of REO's Sold	0	0	0
% of Sold - Distressed	0%	1%	1%
Median Sold Price	622,000	622,000	615,000
Average Sold Price	612,724	617,233	611,391
OAKLEY	Jul 24	Aug 24	Sep 24
Total # of Properties Sold	41	27	31
# of Short Sales Sold	0	0	0
# of REO's Sold	0	0	0
% of Sold - Distressed	0%	0%	0%
Median Sold Price	655,000	730,000	678,550
Average Sold Price	674,550	727,425	693,175
DISCOVERY BAY	Jul 24	Aug 24	Sep 24
Total # of Properties Sold	24	19	17
# of Short Sales Sold	0	0	0
# of REO's Sold	0	0	0
% of Sold - Distressed	0%	0%	0%
Median Sold Price	880,000	770,000	855,000
Average Sold Price	947,362	865,467	902,047

Listings

BRENTWOOD	Jul 24	Aug 24	Sep 24
# of Active Listings	129	134	135
# of Short Sales Listed	0	0	0
# of REO's Listed	1	0	0
% of Actives - Distressed	1%	0%	0%
Median Listing Price	899,000	899,000	940,000
Average Listing Price	1,134,891	1,070,445	1,099,927
ANTIOCH	Jul 24	Aug 24	Sep 24
# of Active Listings	179	163	179
# of Short Sales Listed	3	0	1
# of REO's Listed	4	3	4
% of Actives - Distressed	4%	2%	3%
Median Listing Price	650,000	629,999	599,000
Average Listing Price	636,950	614,708	600,684
OAKLEY	Jul 24	Aug 24	Sep 24
# of Active Listings	70	88	90
# of Short Sales Listed	0	0	0
# of REO's Listed	0	0	0
% of Actives - Distressed	0%	0%	0%
Median Listing Price	772,550	756,940	749,000
Average Listing Price	818,908	816,709	801,770
DISCOVERY BAY	Jul 24	Aug 24	Sep 24
# of Active Listings	71	75	81
# of Short Sales Listed	0	0	0
# of REO's Listed	0	0	0
% of Actives - Distressed	0%	0%	0%
Median Listing Price	949,000	938,800	949,000
Average Listing Price	1,110,907	1,095,576	1,099,343